


# CERTIFICATION

The undersigned duly elected officials of Box Elder County, meeting as a Board of Canvassers for Box Elder County, Utah, hereby certify that the attached tabulation is declared to be the OFFICIAL RESULTS of the General Election held in Box Elder County, Utah on November 8, 2016, as determined by an Official Canvass conducted by Marla R. Young, Box Elder County Clerk-Election Official, in a meeting duly called, pursuant to Utah Code Unannotated 20A-4-304, for that purpose on November 22, 2016 at 11:00 am.

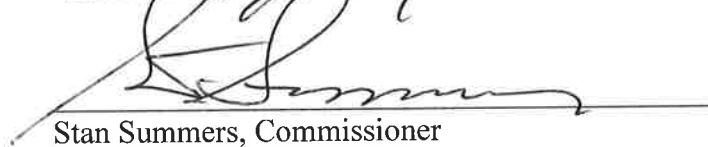
Dated this 22nd day of November, 2016.



  
\_\_\_\_\_  
Marla R. Young, Clerk-Election Official

  
\_\_\_\_\_  
Jeff Scott, Commission Chairman

  
\_\_\_\_\_  
Jeff Hadfield, Commissioner

  
\_\_\_\_\_  
Stan Summers, Commissioner

**BOX ELDER COUNTY  
2016 GENERAL ELECTION**

The Board of County Commissioners of Box Elder County, Utah, met at the County Courthouse, 01 South Main Street, Brigham City, Utah at 11:00 a.m. on Tuesday, November 22, 2016 to conduct a canvass of returns from the 2016 Box Elder County General Election pursuant to Utah Code Unannotated 20A-4-304. The following members were present constituting a quorum:

Jeff Scott	Chairman
Jeff Hadfield	Commissioner
Stan Summers	Commissioner
Marla R. Young	Clerk-Election Official

Clerk Marla R. Young conducted the canvass. A cursory review of the ballot tabulations was made. The results of the canvass are attached.

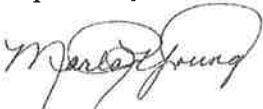
Ms. Young stated there were 20,014 ballots cast. There were 1,719 ballots that had to be manually entered from early voting due to a programming issue. Those ballots had to be entered last. There were 785 by-mail/absentee ballots received after Tuesday, November 8, which were timely post marked. 106 by-mail/absentee ballots were post marked after November 8, and were not counted. The 106 uncounted ballots were sealed in an envelope and filed with the 2016 General Election results. The percentage of ballots counted on election night was 62.15 percent, a total of 16,795 ballots.

There were 947 provisional ballots cast and of those 232 were not counted (Provisional Ballot Report attached). After counting the valid by-mail, absentee ballots and provisional ballots, the percentage of ballots counted was 74.06 percent, a total of 20,014 ballots. The 715 provisional ballots, which were not counted, were sealed in an envelope and filed with the 2016 General Election results.

Ms. Young reviewed the audit procedures with the Board. She said Box Elder County was required to audit three machines which were randomly picked by the Lt. Governor. An audit of the totals tape and the tape inside the canisters was performed on three machines; one used at the Courthouse during early voting, one used at the Vote Center located at the Tremonton Senior Center, and one used at the Vote Center located at the Brigham City USU Education Center. She reported that the totals matched. A copy of the audit report is attached.

MOTION: A motion was made by Commissioner *Hadfield* accept the results of the 2016 General Election as submitted by the Clerk-Election Official. The motion was seconded by Commissioner *Summers* and unanimously carried.

Respectfully submitted,



Marla R Young, County Clerk-Election Official

## **2016 BOX ELDER COUNTY GENERAL ELECTION**

Total Registered Voters:	27,025
Total Ballots cast:	20,014
Total percentage voted:	74.06
Ballots counted on election night:	16,795
Percentage counted on election night;	62.15
Ballots received on or after November 8th which were Timely post marked and counted:	785
Ballots post marked after November 8 and Not counted:	106
Ballots received before November 8 which were Marked Undeliverable	193

There were 715 voted provisional ballots counted and 232 not counted (Provisional Ballot Report follows):

After counting the valid ballots and provisional ballots, the percentage of ballots counted was 74.06 percent.

### **PROVISIONAL BALLOT REPORT**

Provisional ballots counted:	715
Provisional ballots not counted:	232
No record of previous registration	196
Incomplete provisional application	5
No proof of residency	30
Already Voted	1

Marla R. Young  
Box Elder County Clerk

# Disposition of Absentee Ballots

General (11/08/2016)

For Box Elder County

	<b>Military</b>	<b>International</b>	<b>FPCA</b>	<b>FPCA, Mil, International</b>	<b>FPCA, Military</b>	<b>FPCA, International</b>	<b>Military, International</b>	<b>Total Absentee</b>
Ballots Sent	37	22	4	0	4	0	18	6,184
Ballots Returned	25	14	3	0	3	0	11	5,043
Ballots Counted	21	11	3	0	3	0	10	4,937



# Absentee Ballots Sent

<b>Box Elder County</b>	<b>Date</b>	<b>Ballots Sent</b>
	09/15/2016	26
	09/23/2016	14
	09/30/2016	5215
	10/04/2016	4
	10/06/2016	1
	10/07/2016	141
	10/11/2016	3
	10/12/2016	1
	10/13/2016	1
	10/14/2016	167
	10/17/2016	3
	10/18/2016	18
	10/19/2016	4
	10/20/2016	8
	10/21/2016	87
	10/24/2016	11
	10/25/2016	105
	10/26/2016	131
	10/27/2016	3
	10/28/2016	99
	10/31/2016	13
	11/01/2016	86
	11/02/2016	70
	11/03/2016	173
	<b>County Total</b>	<b>6,384</b>
	<b>Total</b>	<b>6,384</b>

# Box Elder County Provisional Ballot Summary

11/21/16

Counted		715
Not Counted	Already Voted	1
Not Counted	Incomplete Registration	5
Not Counted	No proof of Residency	30
Not Counted	Not Registered	196
	<b>Counted</b>	<b>715</b>
	<b>Not Counted</b>	<b>232</b>

# Absentee Ballots Returned

<b>Box Elder County</b>	<b>Date</b>	<b>Ballots</b>
	11/08/2016	609
	11/10/2016	156
	11/14/2016	15
	11/15/2016	5
	<b>County Total</b>	<b>785</b>
	<b>Total</b>	<b>785</b>



# Audit Summary Report

County: Box Elder

Election Date: 11-08-2016

Election Official Signature: \_\_\_\_\_

Signature Date: \_\_\_\_\_

## TSx Machine Audit Summary

1. Number of TSx voting machines used in the Election: 167
2. Number of journal tape canisters used for the Election: 281
3. Number of TSx voting machines audited: 3
4. Number of audited TSx voting machines that were also used during the early voting period: 1
5. Were tamper evident seals affixed to all journal tape canisters?  
 YES  NO\* (*If no, please attach copies of the journal tape logs for the applicable canisters*)
6. Did all TSx machine serial numbers match when the canisters were installed and removed?  
 YES  NO\* (*If no, please attach copies of the journal tape logs for the applicable canisters*)
7. Did any tape seals on the journal tape canisters show evidence of tampering?  
YES\*  NO (*If yes, please attach copies of the logs for the applicable canisters*)
8. Were there any differences between the TSx machine results and hand counted results for any audited machine?  
YES\*  NO (*If yes, please attach copies of the hand count logs for the applicable canisters*)

## Mail/Absentee Ballot Audit Summary *(complete only if applicable)*

9. Number of mail/ absentee ballots audited: \_\_\_\_\_
10. Were there any differences between the optical scanner (OS) results and the hand counted results for any ballots?  
YES\*  NO (*If yes, please attach copies of the applicable hand count logs*)

## Recount Audit Summary *(complete only if applicable)*

11. Name of ballot proposition or office recounted: \_\_\_\_\_
12. Number of TSx machines that recorded votes in the recount race: \_\_\_\_\_
13. Number of TSx machines audited for recount race: \_\_\_\_\_
14. Number of TSx machines audited for recount race that were also used during the early voting period: \_\_\_\_\_
15. Did any tape seals on the journal tape canisters show evidence of tampering?  
YES\*  NO (*If yes, please attach copies of the journal tape logs for the applicable canisters*)
16. Were there any differences between the TSx machine results and hand counted results for any audited machine?  
YES\*  NO (*If yes, please attach copies of the hand count logs for the applicable canisters*)









Election Summary Report  
 Box Elder County, Utah  
 General Election  
 November 8, 2016

Date:11/08/16  
 Time:18:08:48  
 Page:1 of 3

Summary For JURISDICTION WIDE, All Counters, All Races  
 ZERO REPORT

Registered Voters 25250 - Cards Cast 0 0.00%

Num. Report Precinct 53 - Num. Reporting 0 0.00%

STRAIGHT PARTY			
		Total	
Number of Precincts		53	
Precincts Reporting		0	0.0 %
Times Counted		0/25250	0.0 %
Total Votes		0	
INDEPENDENT AMERICAN	IAP	0	N/A
DEMOCRATIC	DEM	0	N/A
REPUBLICAN	REP	0	N/A
CONSTITUTION	CON	0	N/A
LIBERTARIAN	LIB	0	N/A

U.S. HOUSE OF REP			
		Total	
Number of Precincts		53	
Precincts Reporting		0	0.0 %
Times Counted		0/25250	0.0 %
Total Votes		0	
ROB BISHOP	REP	0	N/A
CRAIG BOWDEN	LIB	0	N/A
CHADWICK H. FAIRBAN		0	N/A
PETER C. CLEMENS	DEM	0	N/A

U.S. PRESIDENT			
		Total	
Number of Precincts		53	
Precincts Reporting		0	0.0 %
Times Counted		0/25250	0.0 %
Total Votes		0	
'ROCKY' ROQUE DE LA		0	N/A
JILL STEIN		0	N/A
ALYSON KENNEDY		0	N/A
GARY JOHNSON	LIB	0	N/A
ROCKY GIORDANI	IAP	0	N/A
DONALD J. TRUMP	REP	0	N/A
DARRELL L. CASTLE	CON	0	N/A
HILLARY RODHAM CLINDEM		0	N/A
MONICA MOOREHEAD		0	N/A
EVAN McMULLIN		0	N/A
Write-in Votes		0	N/A

GOVERNOR			
		Total	
Number of Precincts		53	
Precincts Reporting		0	0.0 %
Times Counted		0/25250	0.0 %
Total Votes		0	
GARY R. HERBERT, SPE	REP	0	N/A
SUPERDELL SCHANZE, CIAP		0	N/A
BRIAN E KAMERATH, BALIB		0	N/A
MIKE WEINHOLTZ, KIM	DEM	0	N/A
Write-in Votes		0	N/A

U.S. SENATE			
		Total	
Number of Precincts		53	
Precincts Reporting		0	0.0 %
Times Counted		0/25250	0.0 %
Total Votes		0	
MISTY K SNOW	DEM	0	N/A
BILL BARRON		0	N/A
STONEY FONUA	IAP	0	N/A
MIKE LEE	REP	0	N/A

ATTY GENERAL			
		Total	
Number of Precincts		53	
Precincts Reporting		0	0.0 %
Times Counted		0/25250	0.0 %
Total Votes		0	
MICHAEL W. IsBELL	IAP	0	N/A
JON V. HARPER	DEM	0	N/A
SEAN D. REYES	REP	0	N/A
W. ANDREW McCULLOULIB		0	N/A

STATE AUDITOR			
		Total	
Number of Precincts		53	
Precincts Reporting		0	0.0 %
Times Counted		0/25250	0.0 %
Total Votes		0	
JOHN DOUGALL	REP	0	N/A
JARED GREEN	IAP	0	N/A
MIKE MITCHELL	DEM	0	N/A



Election Summary Report  
 Box Elder County, Utah  
 General Election  
 November 8, 2016

Date: 11/08/16  
 Time: 18:08:48  
 Page: 2 of 3

Summary For JURISDICTION WIDE, All Counters, All Races  
 ZERO REPORT

Registered Voters 25250 - Cards Cast 0 0.00%

Num. Report Precinct 53 - Num. Reporting 0 0.00%

STATE TREASURER			
			Total
Number of Precincts			53
Precincts Reporting	0	0.0 %	
Times Counted	0/25250	0.0 %	
Total Votes			0
RICHARD PROCTOR	CON	0	N/A
NEIL A. HANSEN	DEM	0	N/A
DAVID DAMSCHEN	REP	0	N/A

JUDGE BRIAN G. CANNELL			
			Total
Number of Precincts			53
Precincts Reporting	0	0.0 %	
Times Counted	0/25250	0.0 %	
Total Votes			0
YES			0 N/A
NO			0 N/A

STATE HOUSE DIST 1			
			Total
Number of Precincts			40
Precincts Reporting	0	0.0 %	
Times Counted	0/16903	0.0 %	
Total Votes			0
SHERRY PHIPPS	CON	0	N/A
SCOTT SANDALL	REP	0	N/A

JUDGE CHRISTENSEN BOX ELDER			
			Total
Number of Precincts			53
Precincts Reporting	0	0.0 %	
Times Counted	0/25250	0.0 %	
Total Votes			0
YES			0 N/A
NO			0 N/A

STATE HOUSE DIST 29			
			Total
Number of Precincts			13
Precincts Reporting	0	0.0 %	
Times Counted	0/8347	0.0 %	
Total Votes			0
LEE B. PERRY	REP	0	N/A
ANGELA B. URREA	DEM	0	N/A

JUDGE CHRISTENSEN GARLAND			
			Total
Number of Precincts			53
Precincts Reporting	0	0.0 %	
Times Counted	0/25250	0.0 %	
Total Votes			0
YES			0 N/A
NO			0 N/A

COMMISSION SEAT C			
			Total
Number of Precincts			53
Precincts Reporting	0	0.0 %	
Times Counted	0/25250	0.0 %	
Total Votes			0
STAN SUMMERS	REP	0	N/A

JUDGE CHRISTENSEN TREMONTON			
			Total
Number of Precincts			53
Precincts Reporting	0	0.0 %	
Times Counted	0/25250	0.0 %	
Total Votes			0
YES			0 N/A
NO			0 N/A

BEC SHERIFF			
			Total
Number of Precincts			53
Precincts Reporting	0	0.0 %	
Times Counted	0/25250	0.0 %	
Total Votes			0
KEVIN POTTER	REP	0	N/A

JUDGE CHRISTENSEN WILLARD			
			Total
Number of Precincts			53
Precincts Reporting	0	0.0 %	
Times Counted	0/25250	0.0 %	
Total Votes			0
YES			0 N/A
NO			0 N/A

Election Summary Report  
 Box Elder County, Utah  
 General Election  
 November 8, 2016

Date: 11/08/16  
 Time: 18:08:48  
 Page: 3 of 3

Summary For JURISDICTION WIDE, All Counters, All Races  
 ZERO REPORT

Registered Voters 25250 - Cards Cast 0 0.00%

Num. Report Precinct 53 - Num. Reporting 0 0.00%

JUDGE NELSON MANTUA			
	Total		
Number of Precincts	53		
Precincts Reporting	0	0.0 %	
Times Counted	0/25250	0.0 %	
Total Votes	0		
YES	0		N/A
NO	0		N/A

Constitutional Amendment B			
	Total		
Number of Precincts	53		
Precincts Reporting	0	0.0 %	
Times Counted	0/25250	0.0 %	
Total Votes	0		
FOR	0		N/A
AGAINST	0		N/A

BEC SCHOOL BOARD DIST 1			
	Total		
Number of Precincts	16		
Precincts Reporting	0	0.0 %	
Times Counted	0/3412	0.0 %	
Total Votes	0		
LYNN A. CAPENER	0		N/A

Constitutional Amendment C			
	Total		
Number of Precincts	53		
Precincts Reporting	0	0.0 %	
Times Counted	0/25250	0.0 %	
Total Votes	0		
FOR	0		N/A
AGAINST	0		N/A

BEC SCHOOL BOARD DIST 2			
	Total		
Number of Precincts	5		
Precincts Reporting	0	0.0 %	
Times Counted	0/3400	0.0 %	
Total Votes	0		
CONNIE JEAN ARCHIBAL	0		N/A

Brigham City Official Ballot			
	Total		
Number of Precincts	15		
Precincts Reporting	0	0.0 %	
Times Counted	0/9039	0.0 %	
Total Votes	0		
FOR THE ISSUANCE OF	0		N/A
AGAINST THE ISSUANCE	0		N/A

BEC SCHOOL BOARD DIST 5			
	Total		
Number of Precincts	6		
Precincts Reporting	0	0.0 %	
Times Counted	0/3396	0.0 %	
Total Votes	0		
NANCY S. KENNEDY	0		N/A

BEC SCHOOL BOARD DIST 6			
	Total		
Number of Precincts	7		
Precincts Reporting	0	0.0 %	
Times Counted	0/3832	0.0 %	
Total Votes	0		
BRYAN DEE SMITH	0		N/A

Constitutional Amendment A			
	Total		
Number of Precincts	53		
Precincts Reporting	0	0.0 %	
Times Counted	0/25250	0.0 %	
Total Votes	0		
FOR	0		N/A
AGAINST	0		N/A

**Election Summary Report  
Box Elder County, Utah  
General Election  
November 8, 2016**

Date: 11/09/16  
Time: 01:00:11  
Page: 1 of 3

**Summary For JURISDICTION WIDE, All Counters, All Races  
UNOFFICIAL RESULTS  
ALL CARDS COUNTED**

Registered Voters 27025 - Cards Cast 16795 62.15%

Num. Report Precinct 53 - Num. Reporting 53 100.00%

STRAIGHT PARTY			
		Total	
Number of Precincts		53	
Precincts Reporting		53	100.0 %
Times Counted	16795/27025		62.1 %
Total Votes		4893	
INDEPENDENT AMERIC/IAP		269	5.50%
DEMOCRATIC	DEM	562	11.49%
REPUBLICAN	REP	3954	80.81%
CONSTITUTION	CON	37	0.76%
LIBERTARIAN	LIB	71	1.45%

U.S. HOUSE OF REP			
		Total	
Number of Precincts		53	
Precincts Reporting		53	100.0 %
Times Counted	16795/27025		62.1 %
Total Votes		16423	
ROB BISHOP	REP	12927	78.71%
CRAIG BOWDEN	LIB	833	5.07%
CHADWICK H. FAIRBAN		348	2.12%
PETER C. CLEMENS	DEM	2315	14.10%

U.S. PRESIDENT			
		Total	
Number of Precincts		53	
Precincts Reporting		53	100.0 %
Times Counted	16795/27025		62.1 %
Total Votes		16681	
'ROCKY' ROQUE DE LA		14	0.08%
JILL STEIN		59	0.35%
ALYSON KENNEDY		3	0.02%
GARY JOHNSON	LIB	513	3.08%
ROCKY GIORDANI	IAP	51	0.31%
DONALD J. TRUMP	REP	10324	61.89%
DARRELL L. CASTLE	CON	173	1.04%
HILLARY RODHAM CLINDEM		1814	10.87%
MONICA MOOREHEAD		6	0.04%
EVAN McMULLIN		3591	21.53%
Write-in Votes		133	0.80%

GOVERNOR			
		Total	
Number of Precincts		53	
Precincts Reporting		53	100.0 %
Times Counted	16795/27025		62.1 %
Total Votes		16506	
GARY R. HERBERT, SPE REP		13597	82.38%
SUPERDELL SCHANZE, IAP		309	1.87%
BRIAN E KAMERATH, B/LIB		549	3.33%
MIKE WEINHOLTZ, KIM DEM		2019	12.23%
Write-in Votes		32	0.19%

U.S. SENATE			
		Total	
Number of Precincts		53	
Precincts Reporting		53	100.0 %
Times Counted	16795/27025		62.1 %
Total Votes		16347	
MISTY K SNOW	DEM	1809	11.07%
BILL BARRON		411	2.51%
STONEY FONUA	IAP	369	2.26%
MIKE LEE	REP	13758	84.16%

ATTY GENERAL			
		Total	
Number of Precincts		53	
Precincts Reporting		53	100.0 %
Times Counted	16795/27025		62.1 %
Total Votes		16195	
MICHAEL W. IsBELL	IAP	527	3.25%
JON V. HARPER	DEM	1848	11.41%
SEAN D. REYES	REP	12775	78.88%
W. ANDREW McCULLOULIB		1045	6.45%

STATE AUDITOR			
		Total	
Number of Precincts		53	
Precincts Reporting		53	100.0 %
Times Counted	16795/27025		62.1 %
Total Votes		15909	
JOHN DOUGALL	REP	12272	77.14%
JARED GREEN	IAP	1165	7.32%
MIKE MITCHELL	DEM	2472	15.54%

*Election Night.*

**Election Summary Report  
Box Elder County, Utah  
General Election  
November 8, 2016**

Date:11/09/16  
Time:01:00:11  
Page:2 of 3

**Summary For JURISDICTION WIDE, All Counters, All Races  
UNOFFICIAL RESULTS  
ALL CARDS COUNTED**

Registered Voters 27025 - Cards Cast 16795 62.15%

Num. Report Precinct 53 - Num. Reporting 53 100.00%

STATE TREASURER			
		Total	
Number of Precincts		53	
Precincts Reporting		53	100.0 %
Times Counted	16795/27025		62.1 %
Total Votes		15888	
RICHARD PROCTOR	CON	1458	9.18%
NEIL A. HANSEN	DEM	2917	18.36%
DAVID DAMSCHEN	REP	11513	72.46%

JUDGE BRIAN G. CANNELL			
		Total	
Number of Precincts		53	
Precincts Reporting		53	100.0 %
Times Counted	16795/27025		62.1 %
Total Votes		14912	
YES		12791	85.78%
NO		2121	14.22%

STATE HOUSE DIST 1			
		Total	
Number of Precincts		40	
Precincts Reporting		40	100.0 %
Times Counted	11412/18134		62.9 %
Total Votes		10858	
SHERRY PHIPPS	CON	1874	17.26%
SCOTT SANDALL	REP	8984	82.74%

JUDGE CHRISTENSEN BOX ELDER			
		Total	
Number of Precincts		53	
Precincts Reporting		53	100.0 %
Times Counted	16795/27025		62.1 %
Total Votes		15376	
YES		11370	73.95%
NO		4006	26.05%

STATE HOUSE DIST 29			
		Total	
Number of Precincts		13	
Precincts Reporting		13	100.0 %
Times Counted	5383/8891		60.5 %
Total Votes		5191	
LEE B. PERRY	REP	4531	87.29%
ANGELA B. URREA	DEM	660	12.71%

JUDGE CHRISTENSEN GARLAND			
		Total	
Number of Precincts		53	
Precincts Reporting		53	100.0 %
Times Counted	16795/27025		62.1 %
Total Votes		15080	
YES		11077	73.45%
NO		4003	26.55%

COMMISSION SEAT C			
		Total	
Number of Precincts		53	
Precincts Reporting		53	100.0 %
Times Counted	16795/27025		62.1 %
Total Votes		15167	
STAN SUMMERS	REP	15167	100.00%

JUDGE CHRISTENSEN TREMONTON			
		Total	
Number of Precincts		53	
Precincts Reporting		53	100.0 %
Times Counted	16795/27025		62.1 %
Total Votes		15121	
YES		11077	73.26%
NO		4044	26.74%

BEC SHERIFF			
		Total	
Number of Precincts		53	
Precincts Reporting		53	100.0 %
Times Counted	16795/27025		62.1 %
Total Votes		15366	
KEVIN POTTER	REP	15366	100.00%

JUDGE CHRISTENSEN WILLARD			
		Total	
Number of Precincts		53	
Precincts Reporting		53	100.0 %
Times Counted	16795/27025		62.1 %
Total Votes		15183	
YES		11123	73.26%
NO		4060	26.74%

**Election Summary Report  
Box Elder County, Utah  
General Election  
November 8, 2016**

Date: 11/09/16  
Time: 01:00:12  
Page: 3 of 3

**Summary For JURISDICTION WIDE, All Counters, All Races  
UNOFFICIAL RESULTS  
ALL CARDS COUNTED**

Registered Voters 27025 - Cards Cast 16795 62.15%

Num. Report Precinct 53 - Num. Reporting 53 100.00%

JUDGE NELSON MANTUA			
	Total		
Number of Precincts	53		
Precincts Reporting	53	100.0 %	
Times Counted	16795/27025	62.1 %	
Total Votes	14836		
YES	12304	82.93%	
NO	2532	17.07%	

Constitutional Amendment A			
	Total		
Number of Precincts	53		
Precincts Reporting	53	100.0 %	
Times Counted	16795/27025	62.1 %	
Total Votes	15360		
FOR	9283	60.44%	
AGAINST	6077	39.56%	

BEC SCHOOL BOARD DIST 1			
	Total		
Number of Precincts	16		
Precincts Reporting	16	100.0 %	
Times Counted	2663/3642	73.1 %	
Total Votes	2314		
LYNN A. CAPENER	2314	100.00%	

Constitutional Amendment B			
	Total		
Number of Precincts	53		
Precincts Reporting	53	100.0 %	
Times Counted	16795/27025	62.1 %	
Total Votes	15398		
FOR	9589	62.27%	
AGAINST	5809	37.73%	

BEC SCHOOL BOARD DIST 2			
	Total		
Number of Precincts	5		
Precincts Reporting	5	100.0 %	
Times Counted	2128/3674	57.9 %	
Total Votes	1874		
CONNIE JEAN ARCHIBAL	1874	100.00%	

Constitutional Amendment C			
	Total		
Number of Precincts	53		
Precincts Reporting	53	100.0 %	
Times Counted	16795/27025	62.1 %	
Total Votes	15462		
FOR	6796	43.95%	
AGAINST	8666	56.05%	

BEC SCHOOL BOARD DIST 5			
	Total		
Number of Precincts	6		
Precincts Reporting	6	100.0 %	
Times Counted	2011/3616	55.6 %	
Total Votes	1716		
NANCY S. KENNEDY	1716	100.00%	

Brigham City Official Ballot			
	Total		
Number of Precincts	15		
Precincts Reporting	15	100.0 %	
Times Counted	5239/9604	54.6 %	
Total Votes	4986		
FOR THE ISSUANCE OF	1433	28.74%	
AGAINST THE ISSUANCE	3553	71.26%	

BEC SCHOOL BOARD DIST 6			
	Total		
Number of Precincts	7		
Precincts Reporting	7	100.0 %	
Times Counted	2188/4067	53.8 %	
Total Votes	1845		
BRYAN DEE SMITH	1845	100.00%	

**Election Summary Report**  
**Box Elder County, Utah**  
**General Election**  
**November 8, 2016**

Date:11/22/16  
Time:06:39:53  
Page:1 of 3

**Summary For JURISDICTION WIDE, All Counters, All Races**  
**OFFICIAL RESULTS**

Registered Voters 27025 - Cards Cast 20014 74.06%

Num. Report Precinct 53 - Num. Reporting 53 100.00%

STRAIGHT PARTY			
		Total	
Number of Precincts		53	
Precincts Reporting		53	100.0 %
Times Counted	20014/27025		74.1 %
Total Votes		5962	
INDEPENDENT AMERICAN	IAP	321	5.38%
DEMOCRATIC	DEM	742	12.45%
REPUBLICAN	REP	4772	80.04%
CONSTITUTION	CON	42	0.70%
LIBERTARIAN	LIB	85	1.43%

U.S. HOUSE OF REP			
		Total	
Number of Precincts		53	
Precincts Reporting		53	100.0 %
Times Counted	20014/27025		74.1 %
Total Votes		19607	
ROB BISHOP	REP	15300	78.03%
CRAIG BOWDEN	LIB	971	4.95%
CHADWICK H. FAIRBAN		422	2.15%
PETER C. CLEMENS	DEM	2914	14.86%

U.S. PRESIDENT			
		Total	
Number of Precincts		53	
Precincts Reporting		53	100.0 %
Times Counted	20014/27025		74.1 %
Total Votes		19878	
'ROCKY' ROQUE DE LA		15	0.08%
JILL STEIN		76	0.38%
ALYSON KENNEDY		4	0.02%
GARY JOHNSON	LIB	591	2.97%
ROCKY GIORDANI	IAP	61	0.31%
DONALD J. TRUMP	REP	12230	61.53%
DARRELL L. CASTLE	CON	210	1.06%
HILLARY RODHAM CLINDEM		2282	11.48%
MONICA MOOREHEAD		9	0.05%
EVAN McMULLIN		4257	21.42%
Write-in Votes		143	0.72%

GOVERNOR			
		Total	
Number of Precincts		53	
Precincts Reporting		53	100.0 %
Times Counted	20014/27025		74.1 %
Total Votes		19679	
GARY R. HERBERT, SPE REP		16084	81.73%
SUPERDELL SCHANZE, CIAP		357	1.81%
BRIAN E KAMERATH, B/LIB		635	3.23%
MIKE WEINHOLTZ, KIM DEM		2564	13.03%
Write-in Votes		39	0.20%

U.S. SENATE			
		Total	
Number of Precincts		53	
Precincts Reporting		53	100.0 %
Times Counted	20014/27025		74.1 %
Total Votes		19494	
MISTY K SNOW	DEM	2328	11.94%
BILL BARRON		466	2.39%
STONEY FONUA	IAP	460	2.36%
MIKE LEE	REP	16240	83.31%

ATTY GENERAL			
		Total	
Number of Precincts		53	
Precincts Reporting		53	100.0 %
Times Counted	20014/27025		74.1 %
Total Votes		19325	
MICHAEL W. IsBELL	IAP	619	3.20%
JON V. HARPER	DEM	2337	12.09%
SEAN D. REYES	REP	15146	78.38%
W. ANDREW McCULLOULIB		1223	6.33%

STATE AUDITOR			
		Total	
Number of Precincts		53	
Precincts Reporting		53	100.0 %
Times Counted	20014/27025		74.1 %
Total Votes		19006	
JOHN DOUGALL	REP	14532	76.46%
JARED GREEN	IAP	1375	7.23%
MIKE MITCHELL	DEM	3099	16.31%

Election Summary Report  
 Box Elder County, Utah  
 General Election  
 November 8, 2016

Date: 11/22/16  
 Time: 06:39:53  
 Page: 2 of 3

Summary For JURISDICTION WIDE, All Counters, All Races  
**OFFICIAL RESULTS**

Registered Voters 27025 - Cards Cast 20014 74.06%

Num. Report Precinct 53 - Num. Reporting 53 100.00%

STATE TREASURER			
			Total
Number of Precincts			53
Precincts Reporting			53 100.0 %
Times Counted	20014/27025		74.1 %
Total Votes			18983
RICHARD PROCTOR	CON	1698	8.94%
NEIL A. HANSEN	DEM	3646	19.21%
DAVID DAMSCHEN	REP	13639	71.85%

JUDGE BRIAN G. CANNELL			
			Total
Number of Precincts			53
Precincts Reporting			53 100.0 %
Times Counted	20014/27025		74.1 %
Total Votes			17759
YES		15216	85.68%
NO		2543	14.32%

STATE HOUSE DIST 1			
			Total
Number of Precincts			40
Precincts Reporting			40 100.0 %
Times Counted	13488/18134		74.4 %
Total Votes			12811
SHERRY PHIPPS	CON	2222	17.34%
SCOTT SANDALL	REP	10589	82.66%

JUDGE CHRISTENSEN BOX ELDER			
			Total
Number of Precincts			53
Precincts Reporting			53 100.0 %
Times Counted	20014/27025		74.1 %
Total Votes			18296
YES		13524	73.92%
NO		4772	26.08%

STATE HOUSE DIST 29			
			Total
Number of Precincts			13
Precincts Reporting			13 100.0 %
Times Counted	6526/8891		73.4 %
Total Votes			6303
LEE B. PERRY	REP	5438	86.28%
ANGELA B. URREA	DEM	865	13.72%

JUDGE CHRISTENSEN GARLAND			
			Total
Number of Precincts			53
Precincts Reporting			53 100.0 %
Times Counted	20014/27025		74.1 %
Total Votes			17936
YES		13177	73.47%
NO		4759	26.53%

COMMISSION SEAT C			
			Total
Number of Precincts			53
Precincts Reporting			53 100.0 %
Times Counted	20014/27025		74.1 %
Total Votes			18035
STAN SUMMERS	REP	18035	100.00%

JUDGE CHRISTENSEN TREMONTON			
			Total
Number of Precincts			53
Precincts Reporting			53 100.0 %
Times Counted	20014/27025		74.1 %
Total Votes			17980
YES		13186	73.34%
NO		4794	26.66%

BEC SHERIFF			
			Total
Number of Precincts			53
Precincts Reporting			53 100.0 %
Times Counted	20014/27025		74.1 %
Total Votes			18066
KEVIN POTTER	REP	18066	100.00%

JUDGE CHRISTENSEN WILLARD			
			Total
Number of Precincts			53
Precincts Reporting			53 100.0 %
Times Counted	20014/27025		74.1 %
Total Votes			18066
YES		13248	73.33%
NO		4818	26.67%

**Election Summary Report  
Box Elder County, Utah  
General Election  
November 8, 2016**

Date:11/22/16  
Time:06:39:54  
Page:3 of 3

**Summary For JURISDICTION WIDE, All Counters, All Races  
OFFICIAL RESULTS**

Registered Voters 27025 - Cards Cast 20014 74.06%

Num. Report Precinct 53 - Num. Reporting 53 100.00%

JUDGE NELSON MANTUA			
	Total		
Number of Precincts	53		
Precincts Reporting	53	100.0 %	
Times Counted	20014/27025	74.1 %	
Total Votes	17667		
YES	14633	82.83%	
NO	3034	17.17%	

Constitutional Amendment B			
	Total		
Number of Precincts	53		
Precincts Reporting	53	100.0 %	
Times Counted	20014/27025	74.1 %	
Total Votes	18339		
FOR	11419	62.27%	
AGAINST	6920	37.73%	

BEC SCHOOL BOARD DIST 1			
	Total		
Number of Precincts	16		
Precincts Reporting	16	100.0 %	
Times Counted	2860/3642	78.5 %	
Total Votes	2484		
LYNN A. CAPENER	2484	100.00%	

Constitutional Amendment C			
	Total		
Number of Precincts	53		
Precincts Reporting	53	100.0 %	
Times Counted	20014/27025	74.1 %	
Total Votes	18417		
FOR	8061	43.77%	
AGAINST	10356	56.23%	

BEC SCHOOL BOARD DIST 2			
	Total		
Number of Precincts	5		
Precincts Reporting	5	100.0 %	
Times Counted	2596/3674	70.7 %	
Total Votes	2283		
CONNIE JEAN ARCHIBAL	2283	100.00%	

Brigham City Official Ballot			
	Total		
Number of Precincts	15		
Precincts Reporting	15	100.0 %	
Times Counted	6902/9604	71.9 %	
Total Votes	6570		
FOR THE ISSUANCE OF	1899	28.90%	
AGAINST THE ISSUANCE	4671	71.10%	

BEC SCHOOL BOARD DIST 5			
	Total		
Number of Precincts	6		
Precincts Reporting	6	100.0 %	
Times Counted	2633/3616	72.8 %	
Total Votes	2256		
NANCY S. KENNEDY	2256	100.00%	

BEC SCHOOL BOARD DIST 6			
	Total		
Number of Precincts	7		
Precincts Reporting	7	100.0 %	
Times Counted	2913/4067	71.6 %	
Total Votes	2432		
BRYAN DEE SMITH	2432	100.00%	

Constitutional Amendment A			
	Total		
Number of Precincts	53		
Precincts Reporting	53	100.0 %	
Times Counted	20014/27025	74.1 %	
Total Votes	18310		
FOR	11145	60.87%	
AGAINST	7165	39.13%	



Election Summary Report

Box Elder County, Utah

General Election

November 8, 2016

Summary For JURISDICTION WIDE, All Counters, All Races

UNOFFICIAL RESULTS

TREMONTON AND WILLARD

Date:11/09/16

Time:00:26:51

Page:2 of 3

Registered Voters 27025 - Cards Cast 13040 48.25%

Num. Report Precinct 53 - Num. Reporting 53 100.00%

STATE TREASURER			
			Total
Number of Precincts			53
Precincts Reporting			53 100.0 %
Times Counted	13040/27025		48.3 %
Total Votes			12392
RICHARD PROCTOR	CON	1070	8.63%
NEIL A. HANSEN	DEM	2199	17.75%
DAVID DAMSCHEN	REP	9123	73.62%

JUDGE BRIAN G. CANNELL			
			Total
Number of Precincts			53
Precincts Reporting			53 100.0 %
Times Counted	13040/27025		48.3 %
Total Votes			11595
YES		9949	85.80%
NO		1646	14.20%

STATE HOUSE DIST 1			
			Total
Number of Precincts			40
Precincts Reporting			40 100.0 %
Times Counted	9245/18134		51.0 %
Total Votes			8844
SHERRY PHIPPS	CON	1362	15.40%
SCOTT SANDALL	REP	7482	84.60%

JUDGE CHRISTENSEN BOX ELDER			
			Total
Number of Precincts			53
Precincts Reporting			53 100.0 %
Times Counted	13040/27025		48.3 %
Total Votes			11921
YES		8922	74.84%
NO		2999	25.16%

STATE HOUSE DIST 29			
			Total
Number of Precincts			13
Precincts Reporting			13 100.0 %
Times Counted	3795/8891		42.7 %
Total Votes			3673
LEE B. PERRY	REP	3245	88.35%
ANGELA B. URREA	DEM	428	11.65%

JUDGE CHRISTENSEN GARLAND			
			Total
Number of Precincts			53
Precincts Reporting			53 100.0 %
Times Counted	13040/27025		48.3 %
Total Votes			11700
YES		8693	74.30%
NO		3007	25.70%

COMMISSION SEAT C			
			Total
Number of Precincts			53
Precincts Reporting			53 100.0 %
Times Counted	13040/27025		48.3 %
Total Votes			11824
STAN SUMMERS	REP	11824	100.00%

JUDGE CHRISTENSEN TREMONTON			
			Total
Number of Precincts			53
Precincts Reporting			53 100.0 %
Times Counted	13040/27025		48.3 %
Total Votes			11728
YES		8702	74.20%
NO		3026	25.80%

BEC SHERIFF			
			Total
Number of Precincts			53
Precincts Reporting			53 100.0 %
Times Counted	13040/27025		48.3 %
Total Votes			11974
KEVIN POTTER	REP	11974	100.00%

JUDGE CHRISTENSEN WILLARD			
			Total
Number of Precincts			53
Precincts Reporting			53 100.0 %
Times Counted	13040/27025		48.3 %
Total Votes			11767
YES		8739	74.27%
NO		3028	25.73%

Election Summary Report  
 Box Elder County, Utah  
 General Election  
 November 8, 2016

Date: 11/09/16  
 Time: 00:26:51  
 Page: 3 of 3

Summary For JURISDICTION WIDE, All Counters, All Races  
 UNOFFICIAL RESULTS  
 TREMONTON AND WILLARD

Registered Voters 27025 - Cards Cast 13040 48.25%

Num. Report Precinct 53 - Num. Reporting 53 100.00%

JUDGE NELSON MANTUA			
	Total		
Number of Precincts	53		
Precincts Reporting	53	100.0 %	
Times Counted	13040/27025	48.3 %	
Total Votes	11499		
YES	9575	83.27%	
NO	1924	16.73%	

Constitutional Amendment A			
	Total		
Number of Precincts	53		
Precincts Reporting	53	100.0 %	
Times Counted	13040/27025	48.3 %	
Total Votes	11936		
FOR	7214	60.44%	
AGAINST	4722	39.56%	

BEC SCHOOL BOARD DIST 1			
	Total		
Number of Precincts	16		
Precincts Reporting	16	100.0 %	
Times Counted	2660/3642	73.0 %	
Total Votes	2311		
LYNN A. CAPENER	2311	100.00%	

Constitutional Amendment B			
	Total		
Number of Precincts	53		
Precincts Reporting	53	100.0 %	
Times Counted	13040/27025	48.3 %	
Total Votes	11971		
FOR	7429	62.06%	
AGAINST	4542	37.94%	

BEC SCHOOL BOARD DIST 2			
	Total		
Number of Precincts	5		
Precincts Reporting	5	100.0 %	
Times Counted	2126/3674	57.9 %	
Total Votes	1872		
CONNIE JEAN ARCHIBAL	1872	100.00%	

Constitutional Amendment C			
	Total		
Number of Precincts	53		
Precincts Reporting	53	100.0 %	
Times Counted	13040/27025	48.3 %	
Total Votes	12012		
FOR	5276	43.92%	
AGAINST	6736	56.08%	

BEC SCHOOL BOARD DIST 5			
	Total		
Number of Precincts	6		
Precincts Reporting	6	100.0 %	
Times Counted	747/3616	20.7 %	
Total Votes	629		
NANCY S. KENNEDY	629	100.00%	

Brigham City Official Ballot			
	Total		
Number of Precincts	15		
Precincts Reporting	15	100.0 %	
Times Counted	1620/9604	16.9 %	
Total Votes	1529		
FOR THE ISSUANCE OF	407	26.62%	
AGAINST THE ISSUANCE	1122	73.38%	

BEC SCHOOL BOARD DIST 6			
	Total		
Number of Precincts	7		
Precincts Reporting	7	100.0 %	
Times Counted	718/4067	17.7 %	
Total Votes	601		
BRYAN DEE SMITH	601	100.00%	

Election Summary Report  
 Box Elder County, Utah  
 General Election  
 November 8, 2016

Date: 11/08/16  
 Time: 21:27:55  
 Page: 1 of 3

Summary For JURISDICTION WIDE, All Counters, All Races  
 UNOFFICIAL RESULTS  
 ABSENTEE

Registered Voters 27025 - Cards Cast 2008 7.43%

Num. Report Precinct 53 - Num. Reporting 53 100.00%

STRAIGHT PARTY			
		Total	
Number of Precincts		53	
Precincts Reporting		53	100.0 %
Times Counted	2008/27025		7.4 %
Total Votes		523	
INDEPENDENT AMERICAN	IAP	30	5.74%
DEMOCRATIC	DEM	78	14.91%
REPUBLICAN	REP	408	78.01%
CONSTITUTION	CON	2	0.38%
LIBERTARIAN	LIB	5	0.96%

U.S. HOUSE OF REP			
		Total	
Number of Precincts		53	
Precincts Reporting		53	100.0 %
Times Counted	2008/27025		7.4 %
Total Votes		1969	
ROB BISHOP	REP	1490	75.67%
CRAIG BOWDEN	LIB	83	4.22%
CHADWICK H. FAIRBAN		28	1.42%
PETER C. CLEMENS	DEM	368	18.69%

U.S. PRESIDENT			
		Total	
Number of Precincts		53	
Precincts Reporting		53	100.0 %
Times Counted	2008/27025		7.4 %
Total Votes		1990	
'ROCKY' ROQUE DE LA		4	0.20%
JILL STEIN		11	0.55%
ALYSON KENNEDY		2	0.10%
GARY JOHNSON	LIB	71	3.57%
ROCKY GIORDANI	IAP	2	0.10%
DONALD J. TRUMP	REP	1097	55.13%
DARRELL L. CASTLE	CON	15	0.75%
HILLARY RODHAM CLINDEM		296	14.87%
MONICA MOOREHEAD		0	0.00%
EVAN McMULLIN		479	24.07%
Write-in Votes		13	0.65%

GOVERNOR			
		Total	
Number of Precincts		53	
Precincts Reporting		53	100.0 %
Times Counted	2008/27025		7.4 %
Total Votes		1984	
GARY R. HERBERT, SPE	REP	1577	79.49%
SUPERDELL SCHANZE, C	IAP	28	1.41%
BRIAN E KAMERATH, B	LIB	53	2.67%
MIKE WEINHOLTZ, KIM	DEM	315	15.88%
Write-in Votes		11	0.55%

U.S. SENATE			
		Total	
Number of Precincts		53	
Precincts Reporting		53	100.0 %
Times Counted	2008/27025		7.4 %
Total Votes		1955	
MISTY K SNOW	DEM	307	15.70%
BILL BARRON		48	2.46%
STONEY FONUA	IAP	43	2.20%
MIKE LEE	REP	1557	79.64%

ATTY GENERAL			
		Total	
Number of Precincts		53	
Precincts Reporting		53	100.0 %
Times Counted	2008/27025		7.4 %
Total Votes		1955	
MICHAEL W. IsBELL	IAP	63	3.22%
JON V. HARPER	DEM	273	13.96%
SEAN D. REYES	REP	1511	77.29%
W. ANDREW McCULLOULIB		108	5.52%

STATE AUDITOR			
		Total	
Number of Precincts		53	
Precincts Reporting		53	100.0 %
Times Counted	2008/27025		7.4 %
Total Votes		1900	
JOHN DOUGALL	REP	1418	74.63%
JARED GREEN	IAP	132	6.95%
MIKE MITCHELL	DEM	350	18.42%

Election Summary Report  
 Box Elder County, Utah  
 General Election  
 November 8, 2016

Date:11/08/16  
 Time:21:27:55  
 Page:2 of 3

Summary For JURISDICTION WIDE, All Counters, All Races  
 UNOFFICIAL RESULTS  
 ABSENTEE

Registered Voters 27025 - Cards Cast 2008 7.43%

Num. Report Precinct 53 - Num. Reporting 53 100.00%

STATE TREASURER			
		Total	
Number of Precincts		53	
Precincts Reporting		53	100.0 %
Times Counted	2008/27025		7.4 %
Total Votes		1906	
RICHARD PROCTOR	CON	158	8.29%
NEIL A. HANSEN	DEM	402	21.09%
DAVID DAMSCHEN	REP	1346	70.62%

JUDGE BRIAN G. CANNELL			
		Total	
Number of Precincts		53	
Precincts Reporting		53	100.0 %
Times Counted	2008/27025		7.4 %
Total Votes		1761	
YES		1508	85.63%
NO		253	14.37%

STATE HOUSE DIST 1			
		Total	
Number of Precincts		40	
Precincts Reporting		40	100.0 %
Times Counted	1152/18134		6.4 %
Total Votes		1075	
SHERRY PHIPPS	CON	183	17.02%
SCOTT SANDALL	REP	892	82.98%

JUDGE CHRISTENSEN BOX ELDER			
		Total	
Number of Precincts		53	
Precincts Reporting		53	100.0 %
Times Counted	2008/27025		7.4 %
Total Votes		1827	
YES		1377	75.37%
NO		450	24.63%

STATE HOUSE DIST 29			
		Total	
Number of Precincts		13	
Precincts Reporting		13	100.0 %
Times Counted	856/8891		9.6 %
Total Votes		832	
LEE B. PERRY	REP	708	85.10%
ANGELA B. URREA	DEM	124	14.90%

JUDGE CHRISTENSEN GARLAND			
		Total	
Number of Precincts		53	
Precincts Reporting		53	100.0 %
Times Counted	2008/27025		7.4 %
Total Votes		1765	
YES		1313	74.39%
NO		452	25.61%

COMMISSION SEAT C			
		Total	
Number of Precincts		53	
Precincts Reporting		53	100.0 %
Times Counted	2008/27025		7.4 %
Total Votes		1769	
STAN SUMMERS	REP	1769	100.00%

JUDGE CHRISTENSEN TREMONTON			
		Total	
Number of Precincts		53	
Precincts Reporting		53	100.0 %
Times Counted	2008/27025		7.4 %
Total Votes		1773	
YES		1319	74.39%
NO		454	25.61%

BEC SHERIFF			
		Total	
Number of Precincts		53	
Precincts Reporting		53	100.0 %
Times Counted	2008/27025		7.4 %
Total Votes		1782	
KEVIN POTTER	REP	1782	100.00%

JUDGE CHRISTENSEN WILLARD			
		Total	
Number of Precincts		53	
Precincts Reporting		53	100.0 %
Times Counted	2008/27025		7.4 %
Total Votes		1777	
YES		1325	74.56%
NO		452	25.44%

Election Summary Report  
 Box Elder County, Utah  
 General Election  
 November 8, 2016

Date: 11/08/16  
 Time: 21:27:56  
 Page: 3 of 3

Summary For JURISDICTION WIDE, All Counters, All Races  
 UNOFFICIAL RESULTS  
 ABSENTEE

Registered Voters 27025 - Cards Cast 2008 7.43%

Num. Report Precinct 53 - Num. Reporting 53 100.00%

JUDGE NELSON MANTUA			
	Total		
Number of Precincts	53		
Precincts Reporting	53	100.0 %	
Times Counted	2008/27025	7.4 %	
Total Votes	1696		
YES	1402	82.67%	
NO	294	17.33%	

Constitutional Amendment A			
	Total		
Number of Precincts	53		
Precincts Reporting	53	100.0 %	
Times Counted	2008/27025	7.4 %	
Total Votes	1812		
FOR	1167	64.40%	
AGAINST	645	35.60%	

BEC SCHOOL BOARD DIST 1			
	Total		
Number of Precincts	16		
Precincts Reporting	16	100.0 %	
Times Counted	104/3642	2.9 %	
Total Votes	96		
LYNN A. CAPENER	96	100.00%	

Constitutional Amendment B			
	Total		
Number of Precincts	53		
Precincts Reporting	53	100.0 %	
Times Counted	2008/27025	7.4 %	
Total Votes	1812		
FOR	1119	61.75%	
AGAINST	693	38.25%	

BEC SCHOOL BOARD DIST 2			
	Total		
Number of Precincts	5		
Precincts Reporting	5	100.0 %	
Times Counted	393/3674	10.7 %	
Total Votes	339		
CONNIE JEAN ARCHIBAL	339	100.00%	

Constitutional Amendment C			
	Total		
Number of Precincts	53		
Precincts Reporting	53	100.0 %	
Times Counted	2008/27025	7.4 %	
Total Votes	1824		
FOR	750	41.12%	
AGAINST	1074	58.88%	

BEC SCHOOL BOARD DIST 5			
	Total		
Number of Precincts	6		
Precincts Reporting	6	100.0 %	
Times Counted	290/3616	8.0 %	
Total Votes	239		
NANCY S. KENNEDY	239	100.00%	

Brigham City Official Ballot			
	Total		
Number of Precincts	15		
Precincts Reporting	15	100.0 %	
Times Counted	777/9604	8.1 %	
Total Votes	719		
FOR THE ISSUANCE OF	199	27.68%	
AGAINST THE ISSUANCE	520	72.32%	

BEC SCHOOL BOARD DIST 6			
	Total		
Number of Precincts	7		
Precincts Reporting	7	100.0 %	
Times Counted	352/4067	8.7 %	
Total Votes	277		
BRYAN DEE SMITH	277	100.00%	

Election Summary Report  
 Box Elder County, Utah  
 General Election  
 November 8, 2016

Date:11/08/16  
 Time:22:34:32  
 Page:3 of 3

Summary For JURISDICTION WIDE, All Counters, All Races  
 UNOFFICIAL RESULTS  
 BY MAIL 1

Registered Voters 27025 - Cards Cast 5775 21.37%

Num. Report Precinct 53 - Num. Reporting 53 100.00%

JUDGE NELSON MANTUA			
	Total		
Number of Precincts	53		
Precincts Reporting	53	100.0 %	
Times Counted	5775/27025	21.4 %	
Total Votes	5046		
YES	4192	83.08%	
NO	854	16.92%	

Constitutional Amendment A			
	Total		
Number of Precincts	53		
Precincts Reporting	53	100.0 %	
Times Counted	5775/27025	21.4 %	
Total Votes	5251		
FOR	3320	63.23%	
AGAINST	1931	36.77%	

BEC SCHOOL BOARD DIST 1			
	Total		
Number of Precincts	16		
Precincts Reporting	16	100.0 %	
Times Counted	504/3642	13.8 %	
Total Votes	454		
LYNN A. CAPENER	454	100.00%	

Constitutional Amendment B			
	Total		
Number of Precincts	53		
Precincts Reporting	53	100.0 %	
Times Counted	5775/27025	21.4 %	
Total Votes	5249		
FOR	3267	62.24%	
AGAINST	1982	37.76%	

BEC SCHOOL BOARD DIST 2			
	Total		
Number of Precincts	5		
Precincts Reporting	5	100.0 %	
Times Counted	421/3674	11.5 %	
Total Votes	360		
CONNIE JEAN ARCHIBAI	360	100.00%	

Constitutional Amendment C			
	Total		
Number of Precincts	53		
Precincts Reporting	53	100.0 %	
Times Counted	5775/27025	21.4 %	
Total Votes	5283		
FOR	2291	43.37%	
AGAINST	2992	56.63%	

BEC SCHOOL BOARD DIST 5			
	Total		
Number of Precincts	6		
Precincts Reporting	6	100.0 %	
Times Counted	562/3616	15.5 %	
Total Votes	470		
NANCY S. KENNEDY	470	100.00%	

Brigham City Official Ballot			
	Total		
Number of Precincts	15		
Precincts Reporting	15	100.0 %	
Times Counted	1524/9604	15.9 %	
Total Votes	1440		
FOR THE ISSUANCE OF	381	26.46%	
AGAINST THE ISSUANCE	1059	73.54%	

BEC SCHOOL BOARD DIST 6			
	Total		
Number of Precincts	7		
Precincts Reporting	7	100.0 %	
Times Counted	673/4067	16.5 %	
Total Votes	562		
BRYAN DEE SMITH	562	100.00%	

Election Summary Report  
 Box Elder County, Utah  
 General Election  
 November 8, 2016

Date: 11/08/16  
 Time: 22:34:32  
 Page: 1 of 3

Summary For JURISDICTION WIDE, All Counters, All Races  
 UNOFFICIAL RESULTS  
 BY MAIL 1

Registered Voters 27025 - Cards Cast 5775 21.37%

Num. Report Precinct 53 - Num. Reporting 53 100.00%

STRAIGHT PARTY			
		Total	
Number of Precincts		53	
Precincts Reporting		53	100.0 %
Times Counted	5775/27025		21.4 %
Total Votes		1613	
INDEPENDENT AMERICAN	IAP	75	4.65%
DEMOCRATIC	DEM	176	10.91%
REPUBLICAN	REP	1337	82.89%
CONSTITUTION	CON	8	0.50%
LIBERTARIAN	LIB	17	1.05%

U.S. HOUSE OF REP			
		Total	
Number of Precincts		53	
Precincts Reporting		53	100.0 %
Times Counted	5775/27025		21.4 %
Total Votes		5664	
ROB BISHOP	REP	4460	78.74%
CRAIG BOWDEN	LIB	248	4.38%
CHADWICK H. FAIRBAN		86	1.52%
PETER C. CLEMENS	DEM	870	15.36%

U.S. PRESIDENT			
		Total	
Number of Precincts		53	
Precincts Reporting		53	100.0 %
Times Counted	5775/27025		21.4 %
Total Votes		5732	
'ROCKY' ROQUE DE LA		7	0.12%
JILL STEIN		17	0.30%
ALYSON KENNEDY		2	0.03%
GARY JOHNSON	LIB	175	3.05%
ROCKY GIORDANI	IAP	11	0.19%
DONALD J. TRUMP	REP	3431	59.86%
DARRELL L. CASTLE	CON	50	0.87%
HILLARY RODHAM CLINDEM		703	12.26%
MONICA MOOREHEAD		1	0.02%
EVAN McMULLIN		1290	22.51%
Write-in Votes		45	0.79%

GOVERNOR			
		Total	
Number of Precincts		53	
Precincts Reporting		53	100.0 %
Times Counted	5775/27025		21.4 %
Total Votes		5711	
GARY R. HERBERT, SPE	REP	4720	82.65%
SUPERDELL SCHANZE, CIAP		78	1.37%
BRIAN E KAMERATH, B/LIB		149	2.61%
MIKE WEINHOLTZ, KIM	DEM	752	13.17%
Write-in Votes		12	0.21%

U.S. SENATE			
		Total	
Number of Precincts		53	
Precincts Reporting		53	100.0 %
Times Counted	5775/27025		21.4 %
Total Votes		5626	
MISTY K SNOW	DEM	676	12.02%
BILL BARRON		138	2.45%
STONE FOUNA	IAP	107	1.90%
MIKE LEE	REP	4705	83.63%

ATTY GENERAL			
		Total	
Number of Precincts		53	
Precincts Reporting		53	100.0 %
Times Counted	5775/27025		21.4 %
Total Votes		5617	
MICHAEL W. IsBELL	IAP	155	2.76%
JON V. HARPER	DEM	685	12.20%
SEAN D. REYES	REP	4467	79.53%
W. ANDREW McCULLOULIB		310	5.52%

STATE AUDITOR			
		Total	
Number of Precincts		53	
Precincts Reporting		53	100.0 %
Times Counted	5775/27025		21.4 %
Total Votes		5492	
JOHN DOUGALL	REP	4237	77.15%
JARED GREEN	IAP	347	6.32%
MIKE MITCHELL	DEM	908	16.53%

Election Summary Report  
 Box Elder County, Utah  
 General Election  
 November 8, 2016

Date:11/08/16  
 Time:22:34:32  
 Page:2 of 3

Summary For JURISDICTION WIDE, All Counters, All Races  
 UNOFFICIAL RESULTS  
 BY MAIL 1

Registered Voters 27025 - Cards Cast 5775 21.37%

Num. Report Precinct 53 - Num. Reporting 53 100.00%

STATE TREASURER			
		Total	
Number of Precincts		53	
Precincts Reporting		53	100.0 %
Times Counted		5775/27025	21.4 %
Total Votes		5487	
RICHARD PROCTOR	CON	418	7.62%
NEIL A. HANSEN	DEM	1051	19.15%
DAVID DAMSCHEN	REP	4018	73.23%

JUDGE BRIAN G. CANNELL			
		Total	
Number of Precincts		53	
Precincts Reporting		53	100.0 %
Times Counted		5775/27025	21.4 %
Total Votes		5080	
YES		4335	85.33%
NO		745	14.67%

STATE HOUSE DIST 1			
		Total	
Number of Precincts		40	
Precincts Reporting		40	100.0 %
Times Counted		2936/18134	16.2 %
Total Votes		2763	
SHERRY PHIPPS	CON	461	16.68%
SCOTT SANDALL	REP	2302	83.32%

JUDGE CHRISTENSEN BOX ELDER			
		Total	
Number of Precincts		53	
Precincts Reporting		53	100.0 %
Times Counted		5775/27025	21.4 %
Total Votes		5261	
YES		4015	76.32%
NO		1246	23.68%

STATE HOUSE DIST 29			
		Total	
Number of Precincts		13	
Precincts Reporting		13	100.0 %
Times Counted		2839/8891	31.9 %
Total Votes		2757	
LEE B. PERRY	REP	2448	88.79%
ANGELA B. URREA	DEM	309	11.21%

JUDGE CHRISTENSEN GARLAND			
		Total	
Number of Precincts		53	
Precincts Reporting		53	100.0 %
Times Counted		5775/27025	21.4 %
Total Votes		5111	
YES		3871	75.74%
NO		1240	24.26%

COMMISSION SEAT C			
		Total	
Number of Precincts		53	
Precincts Reporting		53	100.0 %
Times Counted		5775/27025	21.4 %
Total Votes		5168	
STAN SUMMERS	REP	5168	100.00%

JUDGE CHRISTENSEN TREMONTON			
		Total	
Number of Precincts		53	
Precincts Reporting		53	100.0 %
Times Counted		5775/27025	21.4 %
Total Votes		5116	
YES		3873	75.70%
NO		1243	24.30%

BEC SHERIFF			
		Total	
Number of Precincts		53	
Precincts Reporting		53	100.0 %
Times Counted		5775/27025	21.4 %
Total Votes		5242	
KEVIN POTTER	REP	5242	100.00%

JUDGE CHRISTENSEN WILLARD			
		Total	
Number of Precincts		53	
Precincts Reporting		53	100.0 %
Times Counted		5775/27025	21.4 %
Total Votes		5155	
YES		3902	75.69%
NO		1253	24.31%



Election Summary Report  
 Box Elder County, Utah  
 General Election  
 November 8, 2016

Date:11/08/16  
 Time:21:53:19  
 Page:1 of 3

Summary For JURISDICTION WIDE, All Counters, All Races  
 UNOFFICIAL RESULTS  
 CORINNE, PERRY, EARLY

Registered Voters 27025 - Cards Cast 4921 18.21%

Num. Report Precinct 53 - Num. Reporting 53 100.00%

STRAIGHT PARTY			
		Total	
Number of Precincts		53	
Precincts Reporting		53	100.0 %
Times Counted	4921/27025		18.2 %
Total Votes		1408	
INDEPENDENT AMERICAN	IAP	66	4.69%
DEMOCRATIC	DEM	163	11.58%
REPUBLICAN	REP	1156	82.10%
CONSTITUTION	CON	6	0.43%
LIBERTARIAN	LIB	17	1.21%

U.S. HOUSE OF REP			
		Total	
Number of Precincts		53	
Precincts Reporting		53	100.0 %
Times Counted	4921/27025		18.2 %
Total Votes		4819	
ROB BISHOP	REP	3786	78.56%
CRAIG BOWDEN	LIB	214	4.44%
CHADWICK H. FAIRBAN		71	1.47%
PETER C. CLEMENS	DEM	748	15.52%

U.S. PRESIDENT			
		Total	
Number of Precincts		53	
Precincts Reporting		53	100.0 %
Times Counted	4921/27025		18.2 %
Total Votes		4885	
'ROCKY' ROQUE DE LA		6	0.12%
JILL STEIN		15	0.31%
ALYSON KENNEDY		2	0.04%
GARY JOHNSON	LIB	157	3.21%
ROCKY GIORDANI	IAP	9	0.18%
DONALD J. TRUMP	REP	2895	59.26%
DARRELL L. CASTLE	CON	38	0.78%
HILLARY RODHAM CLINDEM		630	12.90%
MONICA MOOREHEAD		1	0.02%
EVAN McMULLIN		1102	22.56%
Write-in Votes		30	0.61%

GOVERNOR			
		Total	
Number of Precincts		53	
Precincts Reporting		53	100.0 %
Times Counted	4921/27025		18.2 %
Total Votes		4863	
GARY R. HERBERT, SPE	REP	3993	82.11%
SUPERDELL SCHANZE, CIAP		69	1.42%
BRIAN E KAMERATH, B/LIB		129	2.65%
MIKE WEINHOLTZ, KIM	DEM	661	13.59%
Write-in Votes		11	0.23%

U.S. SENATE			
		Total	
Number of Precincts		53	
Precincts Reporting		53	100.0 %
Times Counted	4921/27025		18.2 %
Total Votes		4801	
MISTY K SNOW	DEM	613	12.77%
BILL BARRON		113	2.35%
STONE Y FONUA	IAP	96	2.00%
MIKE LEE	REP	3979	82.88%

ATTY GENERAL			
		Total	
Number of Precincts		53	
Precincts Reporting		53	100.0 %
Times Counted	4921/27025		18.2 %
Total Votes		4781	
MICHAEL W. IsBELL	IAP	126	2.64%
JON V. HARPER	DEM	597	12.49%
SEAN D. REYES	REP	3788	79.23%
W. ANDREW McCULLOULIB		270	5.65%

STATE AUDITOR			
		Total	
Number of Precincts		53	
Precincts Reporting		53	100.0 %
Times Counted	4921/27025		18.2 %
Total Votes		4682	
JOHN DOUGALL	REP	3595	76.78%
JARED GREEN	IAP	304	6.49%
MIKE MITCHELL	DEM	783	16.72%

Election Summary Report  
 Box Elder County, Utah  
 General Election  
 November 8, 2016

Date:11/08/16  
 Time:21:53:19  
 Page:2 of 3

Summary For JURISDICTION WIDE, All Counters, All Races  
 UNOFFICIAL RESULTS  
 cORINNE, PERRY, EARLY

Registered Voters 27025 - Cards Cast 4921 18.21%

Num. Report Precinct 53 - Num. Reporting 53 100.00%

STATE TREASURER			
		Total	
Number of Precincts		53	
Precincts Reporting		53	100.0 %
Times Counted	4921/27025		18.2 %
Total Votes		4677	
RICHARD PROCTOR	CON	349	7.46%
NEIL A. HANSEN	DEM	899	19.22%
DAVID DAMSCHEN	REP	3429	73.32%

JUDGE BRIAN G. CANNELL			
		Total	
Number of Precincts		53	
Precincts Reporting		53	100.0 %
Times Counted	4921/27025		18.2 %
Total Votes		4340	
YES		3704	85.35%
NO		636	14.65%

STATE HOUSE DIST 1			
		Total	
Number of Precincts		40	
Precincts Reporting		40	100.0 %
Times Counted	2082/18134		11.5 %
Total Votes		1956	
SHERRY PHIPPS	CON	343	17.54%
SCOTT SANDALL	REP	1613	82.46%

JUDGE CHRISTENSEN BOX ELDER			
		Total	
Number of Precincts		53	
Precincts Reporting		53	100.0 %
Times Counted	4921/27025		18.2 %
Total Votes		4486	
YES		3425	76.35%
NO		1061	23.65%

STATE HOUSE DIST 29			
		Total	
Number of Precincts		13	
Precincts Reporting		13	100.0 %
Times Counted	2839/8891		31.9 %
Total Votes		2757	
LEE B. PERRY	REP	2448	88.79%
ANGELA B. URREA	DEM	309	11.21%

JUDGE CHRISTENSEN GARLAND			
		Total	
Number of Precincts		53	
Precincts Reporting		53	100.0 %
Times Counted	4921/27025		18.2 %
Total Votes		4360	
YES		3305	75.80%
NO		1055	24.20%

COMMISSION SEAT C			
		Total	
Number of Precincts		53	
Precincts Reporting		53	100.0 %
Times Counted	4921/27025		18.2 %
Total Votes		4434	
STAN SUMMERS	REP	4434	100.00%

JUDGE CHRISTENSEN TREMONTON			
		Total	
Number of Precincts		53	
Precincts Reporting		53	100.0 %
Times Counted	4921/27025		18.2 %
Total Votes		4366	
YES		3311	75.84%
NO		1055	24.16%

BEC SHERIFF			
		Total	
Number of Precincts		53	
Precincts Reporting		53	100.0 %
Times Counted	4921/27025		18.2 %
Total Votes		4480	
KEVIN POTTER	REP	4480	100.00%

JUDGE CHRISTENSEN WILLARD			
		Total	
Number of Precincts		53	
Precincts Reporting		53	100.0 %
Times Counted	4921/27025		18.2 %
Total Votes		4405	
YES		3339	75.80%
NO		1066	24.20%

Election Summary Report  
 Box Elder County, Utah  
 General Election  
 November 8, 2016

Date:11/08/16  
 Time:21:53:19  
 Page:3 of 3

Summary For JURISDICTION WIDE, All Counters, All Races  
 UNOFFICIAL RESULTS  
 CORINNE, PERRY, EARLY

Registered Voters 27025 - Cards Cast 4921 18.21%

Num. Report Precinct 53 - Num. Reporting 53 100.00%

JUDGE NELSON MANTUA			
	Total		
Number of Precincts	53		
Precincts Reporting	53	100.0 %	
Times Counted	4921/27025	18.2 %	
Total Votes	4290		
YES	3586	83.59%	
NO	704	16.41%	

Constitutional Amendment A			
	Total		
Number of Precincts	53		
Precincts Reporting	53	100.0 %	
Times Counted	4921/27025	18.2 %	
Total Votes	4474		
FOR	2863	63.99%	
AGAINST	1611	36.01%	

BEC SCHOOL BOARD DIST 1			
	Total		
Number of Precincts	16		
Precincts Reporting	16	100.0 %	
Times Counted	119/3642	3.3 %	
Total Votes	110		
LYNN A. CAPENER	110	100.00%	

Constitutional Amendment B			
	Total		
Number of Precincts	53		
Precincts Reporting	53	100.0 %	
Times Counted	4921/27025	18.2 %	
Total Votes	4473		
FOR	2821	63.07%	
AGAINST	1652	36.93%	

BEC SCHOOL BOARD DIST 2			
	Total		
Number of Precincts	5		
Precincts Reporting	5	100.0 %	
Times Counted	421/3674	11.5 %	
Total Votes	360		
CONNIE JEAN ARCHIBAL	360	100.00%	

Constitutional Amendment C			
	Total		
Number of Precincts	53		
Precincts Reporting	53	100.0 %	
Times Counted	4921/27025	18.2 %	
Total Votes	4500		
FOR	2017	44.82%	
AGAINST	2483	55.18%	

BEC SCHOOL BOARD DIST 5			
	Total		
Number of Precincts	6		
Precincts Reporting	6	100.0 %	
Times Counted	562/3616	15.5 %	
Total Votes	470		
NANCY S. KENNEDY	470	100.00%	

Brigham City Official Ballot			
	Total		
Number of Precincts	15		
Precincts Reporting	15	100.0 %	
Times Counted	1524/9604	15.9 %	
Total Votes	1440		
FOR THE ISSUANCE OF	381	26.46%	
AGAINST THE ISSUANCE	1059	73.54%	

BEC SCHOOL BOARD DIST 6			
	Total		
Number of Precincts	7		
Precincts Reporting	7	100.0 %	
Times Counted	673/4067	16.5 %	
Total Votes	562		
BRYAN DEE SMITH	562	100.00%	

**Election Summary Report**  
**Box Elder County, Utah**  
**General Election**  
**November 8, 2016**

Date: 11/08/16  
 Time: 23:21:17  
 Page: 1 of 3

Summary For JURISDICTION WIDE, All Counters, All Races  
**UNOFFICIAL RESULTS**

**BEAR RIVER, DEWEYVILLE, HONEYVILLE, FIELDING, ELWOOD, BY MAIL 2**

Registered Voters 27025 - Cards Cast 8602 31.83%

Num. Report Precinct 53 - Num. Reporting 53 100.00%

STRAIGHT PARTY			
		Total	
Number of Precincts		53	
Precincts Reporting		53	100.0 %
Times Counted	8602/27025		31.8 %
Total Votes		2442	
INDEPENDENT AMERICAN	IAP	116	4.75%
DEMOCRATIC	DEM	236	9.66%
REPUBLICAN	REP	2051	83.99%
CONSTITUTION	CON	16	0.66%
LIBERTARIAN	LIB	23	0.94%

U.S. HOUSE OF REP			
		Total	
Number of Precincts		53	
Precincts Reporting		53	100.0 %
Times Counted	8602/27025		31.8 %
Total Votes		8446	
ROB BISHOP	REP	6747	79.88%
CRAIG BOWDEN	LIB	380	4.50%
CHADWICK H. FAIRBAN		139	1.65%
PETER C. CLEMENS	DEM	1180	13.97%

U.S. PRESIDENT			
		Total	
Number of Precincts		53	
Precincts Reporting		53	100.0 %
Times Counted	8602/27025		31.8 %
Total Votes		8548	
'ROCKY' ROQUE DE LA		8	0.09%
JILL STEIN		22	0.26%
ALYSON KENNEDY		3	0.04%
GARY JOHNSON	LIB	237	2.77%
ROCKY GIORDANI	IAP	19	0.22%
DONALD J. TRUMP	REP	5382	62.96%
DARRELL L. CASTLE	CON	81	0.95%
HILLARY RODHAM CLINDEM		901	10.54%
MONICA MOOREHEAD		3	0.04%
EVAN McMULLIN		1826	21.36%
Write-in Votes		66	0.77%

GOVERNOR			
		Total	
Number of Precincts		53	
Precincts Reporting		53	100.0 %
Times Counted	8602/27025		31.8 %
Total Votes		8497	
GARY R. HERBERT, SPE	REP	7116	83.75%
SUPERDELL SCHANZE, CIAP		125	1.47%
BRIAN E KAMERATH, BALIB		232	2.73%
MIKE WEINHOLTZ, KIM	DEM	1004	11.82%
Write-in Votes		20	0.24%

U.S. SENATE			
		Total	
Number of Precincts		53	
Precincts Reporting		53	100.0 %
Times Counted	8602/27025		31.8 %
Total Votes		8398	
MISTY K SNOW	DEM	891	10.61%
BILL BARRON		195	2.32%
STONEY FONUA	IAP	161	1.92%
MIKE LEE	REP	7151	85.15%

ATTY GENERAL			
		Total	
Number of Precincts		53	
Precincts Reporting		53	100.0 %
Times Counted	8602/27025		31.8 %
Total Votes		8366	
MICHAEL W. ISBELL	IAP	237	2.83%
JON V. HARPER	DEM	922	11.02%
SEAN D. REYES	REP	6738	80.54%
W. ANDREW McCULLOULIB		469	5.61%

STATE AUDITOR			
		Total	
Number of Precincts		53	
Precincts Reporting		53	100.0 %
Times Counted	8602/27025		31.8 %
Total Votes		8203	
JOHN DOUGALL	REP	6425	78.33%
JARED GREEN	IAP	537	6.55%
MIKE MITCHELL	DEM	1241	15.13%

**Election Summary Report  
Box Elder County, Utah  
General Election  
November 8, 2016**

Date:11/08/16  
Time:23:21:17  
Page:2 of 3

Summary For JURISDICTION WIDE, All Counters, All Races

**UNOFFICIAL RESULTS**

**BEAR RIVER, DEWEYVILLE, HONEYVILLE, FIELDING, ELWOOD, BY MAIL 2**

Registered Voters 27025 - Cards Cast 8602 31.83%

Num. Report Precinct 53 - Num. Reporting 53 100.00%

STATE TREASURER			
		Total	
Number of Precincts		53	
Precincts Reporting		53	100.0 %
Times Counted		8602/27025	31.8 %
Total Votes		8199	
RICHARD PROCTOR	CON	682	8.32%
NEIL A. HANSEN	DEM	1466	17.88%
DAVID DAMSCHEN	REP	6051	73.80%

JUDGE BRIAN G. CANNELL			
		Total	
Number of Precincts		53	
Precincts Reporting		53	100.0 %
Times Counted		8602/27025	31.8 %
Total Votes		7612	
YES		6546	86.00%
NO		1066	14.00%

STATE HOUSE DIST 1			
		Total	
Number of Precincts		40	
Precincts Reporting		40	100.0 %
Times Counted		5762/18134	31.8 %
Total Votes		5484	
SHERRY PHIPPS	CON	854	15.57%
SCOTT SANDALL	REP	4630	84.43%

JUDGE CHRISTENSEN BOX ELDER			
		Total	
Number of Precincts		53	
Precincts Reporting		53	100.0 %
Times Counted		8602/27025	31.8 %
Total Votes		7853	
YES		5947	75.73%
NO		1906	24.27%

STATE HOUSE DIST 29			
		Total	
Number of Precincts		13	
Precincts Reporting		13	100.0 %
Times Counted		2840/8891	31.9 %
Total Votes		2758	
LEE B. PERRY	REP	2449	88.80%
ANGELA B. URREA	DEM	309	11.20%

JUDGE CHRISTENSEN GARLAND			
		Total	
Number of Precincts		53	
Precincts Reporting		53	100.0 %
Times Counted		8602/27025	31.8 %
Total Votes		7668	
YES		5768	75.22%
NO		1900	24.78%

COMMISSION SEAT C			
		Total	
Number of Precincts		53	
Precincts Reporting		53	100.0 %
Times Counted		8602/27025	31.8 %
Total Votes		7770	
STAN SUMMERS	REP	7770	100.00%

JUDGE CHRISTENSEN TREMONTON			
		Total	
Number of Precincts		53	
Precincts Reporting		53	100.0 %
Times Counted		8602/27025	31.8 %
Total Votes		7676	
YES		5766	75.12%
NO		1910	24.88%

BEC SHERIFF			
		Total	
Number of Precincts		53	
Precincts Reporting		53	100.0 %
Times Counted		8602/27025	31.8 %
Total Votes		7876	
KEVIN POTTER	REP	7876	100.00%

JUDGE CHRISTENSEN WILLARD			
		Total	
Number of Precincts		53	
Precincts Reporting		53	100.0 %
Times Counted		8602/27025	31.8 %
Total Votes		7716	
YES		5795	75.10%
NO		1921	24.90%

Election Summary Report  
 Box Elder County, Utah  
 General Election  
 November 8, 2016

Date: 11/08/16  
 Time: 23:21:17  
 Page: 3 of 3

Summary For JURISDICTION WIDE, All Counters, All Races  
 UNOFFICIAL RESULTS

BEAR RIVER, DEWEYVILLE, HONEYVILLE, FIELDING, ELWOOD, BY MAIL 2

Registered Voters 27025 - Cards Cast 8602 31.83%

Num. Report Precinct 53 - Num. Reporting 53 100.00%

JUDGE NELSON MANTUA			
	Total		
Number of Precincts	53		
Precincts Reporting	53	100.0 %	
Times Counted	8602/27025	31.8 %	
Total Votes	7571		
YES	6332	83.63%	
NO	1239	16.37%	

Constitutional Amendment A			
	Total		
Number of Precincts	53		
Precincts Reporting	53	100.0 %	
Times Counted	8602/27025	31.8 %	
Total Votes	7848		
FOR	4801	61.17%	
AGAINST	3047	38.83%	

BEC SCHOOL BOARD DIST 1			
	Total		
Number of Precincts	16		
Precincts Reporting	16	100.0 %	
Times Counted	1477/3642	40.6 %	
Total Votes	1306		
LYNN A. CAPENER	1306	100.00%	

Constitutional Amendment B			
	Total		
Number of Precincts	53		
Precincts Reporting	53	100.0 %	
Times Counted	8602/27025	31.8 %	
Total Votes	7863		
FOR	4877	62.02%	
AGAINST	2986	37.98%	

BEC SCHOOL BOARD DIST 2			
	Total		
Number of Precincts	5		
Precincts Reporting	5	100.0 %	
Times Counted	425/3674	11.6 %	
Total Votes	364		
CONNIE JEAN ARCHIBAL	364	100.00%	

Constitutional Amendment C			
	Total		
Number of Precincts	53		
Precincts Reporting	53	100.0 %	
Times Counted	8602/27025	31.8 %	
Total Votes	7894		
FOR	3377	42.78%	
AGAINST	4517	57.22%	

BEC SCHOOL BOARD DIST 5			
	Total		
Number of Precincts	6		
Precincts Reporting	6	100.0 %	
Times Counted	726/3616	20.1 %	
Total Votes	609		
NANCY S. KENNEDY	609	100.00%	

Brigham City Official Ballot			
	Total		
Number of Precincts	15		
Precincts Reporting	15	100.0 %	
Times Counted	1525/9604	15.9 %	
Total Votes	1441		
FOR THE ISSUANCE OF	381	26.44%	
AGAINST THE ISSUANCE OF	1060	73.56%	

BEC SCHOOL BOARD DIST 6			
	Total		
Number of Precincts	7		
Precincts Reporting	7	100.0 %	
Times Counted	674/4067	16.6 %	
Total Votes	562		
BRYAN DEE SMITH	562	100.00%	

Election Summary Report  
 Box Elder County, Utah  
 General Election  
 November 8, 2016

Date: 11/08/16  
 Time: 23:59:14  
 Page: 1 of 3

Summary For JURISDICTION WIDE, All Counters, All Races  
 UNOFFICIAL RESULTS  
 BY MAIL COMPLETE

Registered Voters 27025 - Cards Cast 9436 34.92%

Num. Report Precinct 53 - Num. Reporting 53 100.00%

STRAIGHT PARTY			
		Total	
Number of Precincts		53	
Precincts Reporting		53	100.0 %
Times Counted	9436/27025		34.9 %
Total Votes		2645	
INDEPENDENT AMERICAN	IAP	138	5.22%
DEMOCRATIC	DEM	248	9.38%
REPUBLICAN	REP	2218	83.86%
CONSTITUTION	CON	17	0.64%
LIBERTARIAN	LIB	24	0.91%

U.S. HOUSE OF REP			
		Total	
Number of Precincts		53	
Precincts Reporting		53	100.0 %
Times Counted	9436/27025		34.9 %
Total Votes		9267	
ROB BISHOP	REP	7438	80.26%
CRAIG BOWDEN	LIB	416	4.49%
CHADWICK H. FAIRBAN		146	1.58%
PETER C. CLEMENS	DEM	1267	13.67%

U.S. PRESIDENT			
		Total	
Number of Precincts		53	
Precincts Reporting		53	100.0 %
Times Counted	9436/27025		34.9 %
Total Votes		9378	
'ROCKY' ROQUE DE LA		8	0.09%
JILL STEIN		24	0.26%
ALYSON KENNEDY		3	0.03%
GARY JOHNSON	LIB	263	2.80%
ROCKY GIORDANI	IAP	19	0.20%
DONALD J. TRUMP	REP	5931	63.24%
DARRELL L. CASTLE	CON	87	0.93%
HILLARY RODHAM CLINDEM		959	10.23%
MONICA MOOREHEAD		4	0.04%
EVAN McMULLIN		2003	21.36%
Write-in Votes		77	0.82%

GOVERNOR			
		Total	
Number of Precincts		53	
Precincts Reporting		53	100.0 %
Times Counted	9436/27025		34.9 %
Total Votes		9322	
GARY R. HERBERT, SPE	REP	7817	83.86%
SUPERDELL SCHANZE, CIAP		149	1.60%
BRIAN E KAMERATH, B/LIB		253	2.71%
MIKE WEINHOLTZ, KIM	DEM	1081	11.60%
Write-in Votes		22	0.24%

U.S. SENATE			
		Total	
Number of Precincts		53	
Precincts Reporting		53	100.0 %
Times Counted	9436/27025		34.9 %
Total Votes		9224	
MISTY K SNOW	DEM	963	10.44%
BILL BARRON		208	2.25%
STONEY FONUA	IAP	177	1.92%
MIKE LEE	REP	7876	85.39%

ATTY GENERAL			
		Total	
Number of Precincts		53	
Precincts Reporting		53	100.0 %
Times Counted	9436/27025		34.9 %
Total Votes		9173	
MICHAEL W. IsBELL	IAP	263	2.87%
JON V. HARPER	DEM	1001	10.91%
SEAN D. REYES	REP	7394	80.61%
W. ANDREW McCULLOULIB		515	5.61%

STATE AUDITOR			
		Total	
Number of Precincts		53	
Precincts Reporting		53	100.0 %
Times Counted	9436/27025		34.9 %
Total Votes		8990	
JOHN DOUGALL	REP	7059	78.52%
JARED GREEN	IAP	592	6.59%
MIKE MITCHELL	DEM	1339	14.89%

Election Summary Report  
 Box Elder County, Utah  
 General Election  
 November 8, 2016

Date:11/08/16  
 Time:23:59:14  
 Page:2 of 3

Summary For JURISDICTION WIDE, All Counters, All Races  
 UNOFFICIAL RESULTS  
 BY MAIL COMPLETE

Registered Voters 27025 - Cards Cast 9436 34.92%

Num. Report Precinct 53 - Num. Reporting 53 100.00%

STATE TREASURER			
		Total	
Number of Precincts		53	
Precincts Reporting		53	100.0 %
Times Counted	9436/27025		34.9 %
Total Votes		8990	
RICHARD PROCTOR	CON	766	8.52%
NEIL A. HANSEN	DEM	1586	17.64%
DAVID DAMSCHEN	REP	6638	73.84%

JUDGE BRIAN G. CANNELL			
		Total	
Number of Precincts		53	
Precincts Reporting		53	100.0 %
Times Counted	9436/27025		34.9 %
Total Votes		8343	
YES		7161	85.83%
NO		1182	14.17%

STATE HOUSE DIST 1			
		Total	
Number of Precincts		40	
Precincts Reporting		40	100.0 %
Times Counted	6596/18134		36.4 %
Total Votes		6290	
SHERRY PHIPPS	CON	983	15.63%
SCOTT SANDALL	REP	5307	84.37%

JUDGE CHRISTENSEN BOX ELDER			
		Total	
Number of Precincts		53	
Precincts Reporting		53	100.0 %
Times Counted	9436/27025		34.9 %
Total Votes		8609	
YES		6474	75.20%
NO		2135	24.80%

STATE HOUSE DIST 29			
		Total	
Number of Precincts		13	
Precincts Reporting		13	100.0 %
Times Counted	2840/8891		31.9 %
Total Votes		2758	
LEE B. PERRY	REP	2449	88.80%
ANGELA B. URREA	DEM	309	11.20%

JUDGE CHRISTENSEN GARLAND			
		Total	
Number of Precincts		53	
Precincts Reporting		53	100.0 %
Times Counted	9436/27025		34.9 %
Total Votes		8409	
YES		6280	74.68%
NO		2129	25.32%

COMMISSION SEAT C			
		Total	
Number of Precincts		53	
Precincts Reporting		53	100.0 %
Times Counted	9436/27025		34.9 %
Total Votes		8519	
STAN SUMMERS	REP	8519	100.00%

JUDGE CHRISTENSEN TREMONTON			
		Total	
Number of Precincts		53	
Precincts Reporting		53	100.0 %
Times Counted	9436/27025		34.9 %
Total Votes		8426	
YES		6285	74.59%
NO		2141	25.41%

BEC SHERIFF			
		Total	
Number of Precincts		53	
Precincts Reporting		53	100.0 %
Times Counted	9436/27025		34.9 %
Total Votes		8638	
KEVIN POTTER	REP	8638	100.00%

JUDGE CHRISTENSEN WILLARD			
		Total	
Number of Precincts		53	
Precincts Reporting		53	100.0 %
Times Counted	9436/27025		34.9 %
Total Votes		8454	
YES		6314	74.69%
NO		2140	25.31%



Election Summary Report  
 Box Elder County, Utah  
 General Election  
 November 8, 2016

Date:11/08/16  
 Time:23:59:14  
 Page:3 of 3

Summary For JURISDICTION WIDE, All Counters, All Races  
 UNOFFICIAL RESULTS  
 BY MAIL COMPLETE

Registered Voters 27025 - Cards Cast 9436 34.92%

Num. Report Precinct 53 - Num. Reporting 53 100.00%

JUDGE NELSON MANTUA			
	Total		
Number of Precincts	53		
Precincts Reporting	53	100.0 %	
Times Counted	9436/27025	34.9 %	
Total Votes	8265		
YES	6894	83.41%	
NO	1371	16.59%	

Constitutional Amendment A			
	Total		
Number of Precincts	53		
Precincts Reporting	53	100.0 %	
Times Counted	9436/27025	34.9 %	
Total Votes	8595		
FOR	5209	60.61%	
AGAINST	3386	39.39%	

BEC SCHOOL BOARD DIST 1			
	Total		
Number of Precincts	16		
Precincts Reporting	16	100.0 %	
Times Counted	2311/3642	63.5 %	
Total Votes	1999		
LYNN A. CAPENER	1999	100.00%	

Constitutional Amendment B			
	Total		
Number of Precincts	53		
Precincts Reporting	53	100.0 %	
Times Counted	9436/27025	34.9 %	
Total Votes	8614		
FOR	5298	61.50%	
AGAINST	3316	38.50%	

BEC SCHOOL BOARD DIST 2			
	Total		
Number of Precincts	5		
Precincts Reporting	5	100.0 %	
Times Counted	425/3674	11.6 %	
Total Votes	364		
CONNIE JEAN ARCHIBAL	364	100.00%	

Constitutional Amendment C			
	Total		
Number of Precincts	53		
Precincts Reporting	53	100.0 %	
Times Counted	9436/27025	34.9 %	
Total Votes	8659		
FOR	3645	42.09%	
AGAINST	5014	57.91%	

BEC SCHOOL BOARD DIST 5			
	Total		
Number of Precincts	6		
Precincts Reporting	6	100.0 %	
Times Counted	726/3616	20.1 %	
Total Votes	609		
NANCY S. KENNEDY	609	100.00%	

Brigham City Official Ballot			
	Total		
Number of Precincts	15		
Precincts Reporting	15	100.0 %	
Times Counted	1525/9604	15.9 %	
Total Votes	1441		
FOR THE ISSUANCE OF	381	26.44%	
AGAINST THE ISSUANCE	1060	73.56%	

BEC SCHOOL BOARD DIST 6			
	Total		
Number of Precincts	7		
Precincts Reporting	7	100.0 %	
Times Counted	674/4067	16.6 %	
Total Votes	562		
BRYAN DEE SMITH	562	100.00%	

# Election Summary Report

Box Elder County, Utah

General Election

November 8, 2016

Summary For JURISDICTION WIDE, All Counters, All Races

UNOFFICIAL RESULTS

TREMONTON AND WILLARD

Date:11/09/16

Time:00:26:51

Page:1 of 3

Registered Voters 27025 - Cards Cast 13040 48.25%

Num. Report Precinct 53 - Num. Reporting 53 100.00%

STRAIGHT PARTY			
		Total	
Number of Precincts		53	
Precincts Reporting		53	100.0 %
Times Counted	13040/27025		48.3 %
Total Votes		3821	
INDEPENDENT AMERICAN	IAP	212	5.55%
DEMOCRATIC	DEM	375	9.81%
REPUBLICAN	REP	3159	82.67%
CONSTITUTION	CON	26	0.68%
LIBERTARIAN	LIB	49	1.28%

U.S. HOUSE OF REP			
		Total	
Number of Precincts		53	
Precincts Reporting		53	100.0 %
Times Counted	13040/27025		48.3 %
Total Votes		12769	
ROB BISHOP	REP	10187	79.78%
CRAIG BOWDEN	LIB	620	4.86%
CHADWICK H. FAIRBAN		237	1.86%
PETER C. CLEMENS	DEM	1725	13.51%

U.S. PRESIDENT			
		Total	
Number of Precincts		53	
Precincts Reporting		53	100.0 %
Times Counted	13040/27025		48.3 %
Total Votes		12954	
'ROCKY' ROQUE DE LA		11	0.08%
JILL STEIN		35	0.27%
ALYSON KENNEDY		3	0.02%
GARY JOHNSON	LIB	362	2.79%
ROCKY GIORDANI	IAP	31	0.24%
DONALD J. TRUMP	REP	8317	64.20%
DARRELL L. CASTLE	CON	120	0.93%
HILLARY RODHAM CLINDEM		1301	10.04%
MONICA MOOREHEAD		4	0.03%
EVAN McMULLIN		2669	20.60%
Write-in Votes		101	0.78%

GOVERNOR			
		Total	
Number of Precincts		53	
Precincts Reporting		53	100.0 %
Times Counted	13040/27025		48.3 %
Total Votes		12850	
GARY R. HERBERT, SPE	REP	10735	83.54%
SUPERDELL SCHANZE, CIAP		225	1.75%
BRIAN E KAMERATH, BALIB		388	3.02%
MIKE WEINHOLTZ, KIM	DEM	1473	11.46%
Write-in Votes		29	0.23%

U.S. SENATE			
		Total	
Number of Precincts		53	
Precincts Reporting		53	100.0 %
Times Counted	13040/27025		48.3 %
Total Votes		12719	
MISTY K SNOW	DEM	1316	10.35%
BILL BARRON		280	2.20%
STONEY FONUA	IAP	265	2.08%
MIKE LEE	REP	10858	85.37%

ATTY GENERAL			
		Total	
Number of Precincts		53	
Precincts Reporting		53	100.0 %
Times Counted	13040/27025		48.3 %
Total Votes		12629	
MICHAEL W. IsBELL	IAP	395	3.13%
JON V. HARPER	DEM	1382	10.94%
SEAN D. REYES	REP	10093	79.92%
W. ANDREW McCULLOULIB		759	6.01%

STATE AUDITOR			
		Total	
Number of Precincts		53	
Precincts Reporting		53	100.0 %
Times Counted	13040/27025		48.3 %
Total Votes		12403	
JOHN DOUGALL	REP	9713	78.31%
JARED GREEN	IAP	853	6.88%
MIKE MITCHELL	DEM	1837	14.81%

Election Summary Report  
 Box Elder County, Utah  
 General Election  
 November 8, 2016

Date: 11/22/16  
 Time: 06:40:16  
 Page: 1 of 3

Summary For Beaver Dam/Collinston, All Counters, All Races  
**OFFICIAL RESULTS**

Registered Voters 230 - Cards Cast 196 85.22%

Num. Report Precinct 1 - Num. Reporting 1 100.00%

STRAIGHT PARTY			
		Total	
Number of Precincts		1	
Precincts Reporting		1	100.0 %
Times Counted		196/230	85.2 %
Total Votes		46	
INDEPENDENT AMERICAN	IAP	0	0.00%
DEMOCRATIC	DEM	3	6.52%
REPUBLICAN	REP	41	89.13%
CONSTITUTION	CON	2	4.35%
LIBERTARIAN	LIB	0	0.00%

U.S. HOUSE OF REP			
		Total	
Number of Precincts		1	
Precincts Reporting		1	100.0 %
Times Counted		196/230	85.2 %
Total Votes		193	
ROB BISHOP	REP	161	83.42%
CRAIG BOWDEN	LIB	11	5.70%
CHADWICK H. FAIRBAN		5	2.59%
PETER C. CLEMENS	DEM	16	8.29%

U.S. PRESIDENT			
		Total	
Number of Precincts		1	
Precincts Reporting		1	100.0 %
Times Counted		196/230	85.2 %
Total Votes		195	
'ROCKY' ROQUE DE LA		0	0.00%
JILL STEIN		1	0.51%
ALYSON KENNEDY		0	0.00%
GARY JOHNSON	LIB	9	4.62%
ROCKY GIORDANI	IAP	1	0.51%
DONALD J. TRUMP	REP	118	60.51%
DARRELL L. CASTLE	CON	7	3.59%
HILLARY RODHAM CLINDEM		13	6.67%
MONICA MOOREHEAD		1	0.51%
EVAN McMULLIN		45	23.08%
Write-in Votes		0	0.00%

GOVERNOR			
		Total	
Number of Precincts		1	
Precincts Reporting		1	100.0 %
Times Counted		196/230	85.2 %
Total Votes		195	
GARY R. HERBERT, SPE	REP	165	84.62%
SUPERDELL SCHANZE, CIAP		3	1.54%
BRIAN E KAMERATH, BALIB		6	3.08%
MIKE WEINHOLTZ, KIM	DEM	21	10.77%
Write-in Votes		0	0.00%

U.S. SENATE			
		Total	
Number of Precincts		1	
Precincts Reporting		1	100.0 %
Times Counted		196/230	85.2 %
Total Votes		193	
MISTY K SNOW	DEM	11	5.70%
BILL BARRON		5	2.59%
STONE Y FONUA	IAP	0	0.00%
MIKE LEE	REP	177	91.71%

ATTY GENERAL			
		Total	
Number of Precincts		1	
Precincts Reporting		1	100.0 %
Times Counted		196/230	85.2 %
Total Votes		190	
MICHAEL W. IsBELL	IAP	6	3.16%
JON V. HARPER	DEM	14	7.37%
SEAN D. REYES	REP	158	83.16%
W. ANDREW McCULLOULIB		12	6.32%

STATE AUDITOR			
		Total	
Number of Precincts		1	
Precincts Reporting		1	100.0 %
Times Counted		196/230	85.2 %
Total Votes		184	
JOHN DOUGALL	REP	149	80.98%
JARED GREEN	IAP	13	7.07%
MIKE MITCHELL	DEM	22	11.96%

Election Summary Report  
 Box Elder County, Utah  
 General Election  
 November 8, 2016

Date: 11/22/16  
 Time: 06:40:16  
 Page: 2 of 3

Summary For Beaver Dam/Collinston, All Counters, All Races  
**OFFICIAL RESULTS**

Registered Voters 230 - Cards Cast 196 85.22%

Num. Report Precinct 1 - Num. Reporting 1 100.00%

STATE TREASURER			
		Total	
Number of Precincts		1	
Precincts Reporting		1	100.0 %
Times Counted		196/230	85.2 %
Total Votes		185	
RICHARD PROCTOR	CON	23	12.43%
NEIL A. HANSEN	DEM	29	15.68%
DAVID DAMSCHEN	REP	133	71.89%

JUDGE CHRISTENSEN BOX ELDER			
		Total	
Number of Precincts		1	
Precincts Reporting		1	100.0 %
Times Counted		196/230	85.2 %
Total Votes		176	
YES		131	74.43%
NO		45	25.57%

STATE HOUSE DIST 1			
		Total	
Number of Precincts		1	
Precincts Reporting		1	100.0 %
Times Counted		196/230	85.2 %
Total Votes		188	
SHERRY PHIPPS	CON	36	19.15%
SCOTT SANDALL	REP	152	80.85%

JUDGE CHRISTENSEN GARLAND			
		Total	
Number of Precincts		1	
Precincts Reporting		1	100.0 %
Times Counted		196/230	85.2 %
Total Votes		172	
YES		124	72.09%
NO		48	27.91%

COMMISSION SEAT C			
		Total	
Number of Precincts		1	
Precincts Reporting		1	100.0 %
Times Counted		196/230	85.2 %
Total Votes		179	
STAN SUMMERS	REP	179	100.00%

JUDGE CHRISTENSEN TREMONTON			
		Total	
Number of Precincts		1	
Precincts Reporting		1	100.0 %
Times Counted		196/230	85.2 %
Total Votes		173	
YES		126	72.83%
NO		47	27.17%

BEC SHERIFF			
		Total	
Number of Precincts		1	
Precincts Reporting		1	100.0 %
Times Counted		196/230	85.2 %
Total Votes		177	
KEVIN POTTER	REP	177	100.00%

JUDGE CHRISTENSEN WILLARD			
		Total	
Number of Precincts		1	
Precincts Reporting		1	100.0 %
Times Counted		196/230	85.2 %
Total Votes		172	
YES		123	71.51%
NO		49	28.49%

JUDGE BRIAN G. CANNELL			
		Total	
Number of Precincts		1	
Precincts Reporting		1	100.0 %
Times Counted		196/230	85.2 %
Total Votes		170	
YES		138	81.18%
NO		32	18.82%

JUDGE NELSON MANTUA			
		Total	
Number of Precincts		1	
Precincts Reporting		1	100.0 %
Times Counted		196/230	85.2 %
Total Votes		169	
YES		125	73.96%
NO		44	26.04%

Election Summary Report  
 Box Elder County, Utah  
 General Election  
 November 8, 2016

Date:11/22/16  
 Time:06:40:16  
 Page:3 of 3

Summary For Beaver Dam/Collinston, All Counters, All Races  
**OFFICIAL RESULTS**

Registered Voters 230 - Cards Cast 196 85.22%

Num. Report Precinct 1 - Num. Reporting 1 100.00%

BEC SCHOOL BOARD DIST 1		Total	
Number of Precincts	1		
Precincts Reporting	1	100.0 %	
Times Counted	196/230	85.2 %	
Total Votes	167		
LYNN A. CAPENER	167	100.00%	

Constitutional Amendment A		Total	
Number of Precincts	1		
Precincts Reporting	1	100.0 %	
Times Counted	196/230	85.2 %	
Total Votes	179		
FOR	109	60.89%	
AGAINST	70	39.11%	

Constitutional Amendment B		Total	
Number of Precincts	1		
Precincts Reporting	1	100.0 %	
Times Counted	196/230	85.2 %	
Total Votes	181		
FOR	100	55.25%	
AGAINST	81	44.75%	

Constitutional Amendment C		Total	
Number of Precincts	1		
Precincts Reporting	1	100.0 %	
Times Counted	196/230	85.2 %	
Total Votes	183		
FOR	80	43.72%	
AGAINST	103	56.28%	

**Election Summary Report**  
**Box Elder County, Utah**  
**General Election**  
**November 8, 2016**

Date: 11/22/16  
 Time: 06:40:17  
 Page: 1 of 3

**Summary For Bear River, All Counters, All Races**  
**OFFICIAL RESULTS**

Registered Voters 543 - Cards Cast 454 83.61%

Num. Report Precinct 1 - Num. Reporting 1 100.00%

STRAIGHT PARTY			
		Total	
Number of Precincts		1	
Precincts Reporting		1	100.0 %
Times Counted		454/543	83.6 %
Total Votes		128	
INDEPENDENT AMERICAN	IAP	7	5.47%
DEMOCRATIC	DEM	10	7.81%
REPUBLICAN	REP	110	85.94%
CONSTITUTION	CON	1	0.78%
LIBERTARIAN	LIB	0	0.00%

U.S. HOUSE OF REP			
		Total	
Number of Precincts		1	
Precincts Reporting		1	100.0 %
Times Counted		454/543	83.6 %
Total Votes		447	
ROB BISHOP	REP	356	79.64%
CRAIG BOWDEN	LIB	25	5.59%
CHADWICK H. FAIRBAN		7	1.57%
PETER C. CLEMENS	DEM	59	13.20%

U.S. PRESIDENT			
		Total	
Number of Precincts		1	
Precincts Reporting		1	100.0 %
Times Counted		454/543	83.6 %
Total Votes		452	
'ROCKY' ROQUE DE LA		0	0.00%
JILL STEIN		2	0.44%
ALYSON KENNEDY		0	0.00%
GARY JOHNSON	LIB	12	2.65%
ROCKY GIORDANI	IAP	1	0.22%
DONALD J. TRUMP	REP	299	66.15%
DARRELL L. CASTLE	CON	8	1.77%
HILLARY RODHAM CLINDEM		34	7.52%
MONICA MOOREHEAD		0	0.00%
EVAN McMULLIN		94	20.80%
Write-in Votes		2	0.44%

GOVERNOR			
		Total	
Number of Precincts		1	
Precincts Reporting		1	100.0 %
Times Counted		454/543	83.6 %
Total Votes		446	
GARY R. HERBERT, SPE REP		382	85.65%
SUPERDELL SCHANZE, CIAP		9	2.02%
BRIAN E KAMERATH, B/LIB		11	2.47%
MIKE WEINHOLTZ, KIM DEM		44	9.87%
Write-in Votes		0	0.00%

ATTY GENERAL			
		Total	
Number of Precincts		1	
Precincts Reporting		1	100.0 %
Times Counted		454/543	83.6 %
Total Votes		446	
MICHAEL W. IsBELL	IAP	13	2.91%
JON V. HARPER	DEM	36	8.07%
SEAN D. REYES	REP	374	83.86%
W. ANDREW McCULLOULIB		23	5.16%

U.S. SENATE			
		Total	
Number of Precincts		1	
Precincts Reporting		1	100.0 %
Times Counted		454/543	83.6 %
Total Votes		449	
MISTY K SNOW	DEM	36	8.02%
BILL BARRON		12	2.67%
STONEY FONUA	IAP	7	1.56%
MIKE LEE	REP	394	87.75%

STATE AUDITOR			
		Total	
Number of Precincts		1	
Precincts Reporting		1	100.0 %
Times Counted		454/543	83.6 %
Total Votes		443	
JOHN DOUGALL	REP	358	80.81%
JARED GREEN	IAP	31	7.00%
MIKE MITCHELL	DEM	54	12.19%

**Election Summary Report**  
**Box Elder County, Utah**  
**General Election**  
**November 8, 2016**  
**Summary For Bear River, All Counters, All Races**  
**OFFICIAL RESULTS**

Date:11/22/16  
 Time:06:40:17  
 Page:2 of 3

Registered Voters 543 - Cards Cast 454 83.61%

Num. Report Precinct 1 - Num. Reporting 1 100.00%

STATE TREASURER			
			Total
Number of Precincts			1
Precincts Reporting		100.0 %	1
Times Counted	454/543	83.6 %	
Total Votes			441
RICHARD PROCTOR	CON	49	11.11%
NEIL A. HANSEN	DEM	69	15.65%
DAVID DAMSCHEN	REP	323	73.24%

JUDGE CHRISTENSEN BOX ELDER			
			Total
Number of Precincts			1
Precincts Reporting		100.0 %	1
Times Counted	454/543	83.6 %	
Total Votes			420
YES		74.29%	312
NO		25.71%	108

STATE HOUSE DIST 1			
			Total
Number of Precincts			1
Precincts Reporting		100.0 %	1
Times Counted	454/543	83.6 %	
Total Votes			440
SHERRY PHIPPS	CON	58	13.18%
SCOTT SANDALL	REP	382	86.82%

JUDGE CHRISTENSEN GARLAND			
			Total
Number of Precincts			1
Precincts Reporting		100.0 %	1
Times Counted	454/543	83.6 %	
Total Votes			414
YES		74.64%	309
NO		25.36%	105

COMMISSION SEAT C			
			Total
Number of Precincts			1
Precincts Reporting		100.0 %	1
Times Counted	454/543	83.6 %	
Total Votes			429
STAN SUMMERS	REP	429	100.00%

JUDGE CHRISTENSEN TREMONTON			
			Total
Number of Precincts			1
Precincts Reporting		100.0 %	1
Times Counted	454/543	83.6 %	
Total Votes			414
YES		74.40%	308
NO		25.60%	106

BEC SHERIFF			
			Total
Number of Precincts			1
Precincts Reporting		100.0 %	1
Times Counted	454/543	83.6 %	
Total Votes			416
KEVIN POTTER	REP	416	100.00%

JUDGE CHRISTENSEN WILLARD			
			Total
Number of Precincts			1
Precincts Reporting		100.0 %	1
Times Counted	454/543	83.6 %	
Total Votes			413
YES		73.12%	302
NO		26.88%	111

JUDGE BRIAN G. CANNELL			
			Total
Number of Precincts			1
Precincts Reporting		100.0 %	1
Times Counted	454/543	83.6 %	
Total Votes			415
YES		87.47%	363
NO		12.53%	52

JUDGE NELSON MANTUA			
			Total
Number of Precincts			1
Precincts Reporting		100.0 %	1
Times Counted	454/543	83.6 %	
Total Votes			411
YES		84.18%	346
NO		15.82%	65

Election Summary Report  
Box Elder County, Utah  
General Election  
November 8, 2016

Date:11/22/16  
Time:06:40:17  
Page:3 of 3

Summary For Bear River, All Counters, All Races  
OFFICIAL RESULTS

Registered Voters 543 - Cards Cast 454 83.61%

Num. Report Precinct 1 - Num. Reporting 1 100.00%

Constitutional Amendment A		Total
Number of Precincts		1
Precincts Reporting	1	100.0 %
Times Counted	454/543	83.6 %
Total Votes		413
FOR	246	59.56%
AGAINST	167	40.44%

Constitutional Amendment B		Total
Number of Precincts		1
Precincts Reporting	1	100.0 %
Times Counted	454/543	83.6 %
Total Votes		412
FOR	257	62.38%
AGAINST	155	37.62%

Constitutional Amendment C		Total
Number of Precincts		1
Precincts Reporting	1	100.0 %
Times Counted	454/543	83.6 %
Total Votes		417
FOR	178	42.69%
AGAINST	239	57.31%



Election Summary Report  
 Box Elder County, Utah  
 General Election  
 November 8, 2016

Date: 11/22/16  
 Time: 06:40:18  
 Page: 1 of 3

Summary For Bear River East, All Counters, All Races  
**OFFICIAL RESULTS**

Registered Voters 287 - Cards Cast 227 79.09%

Num. Report Precinct 1 - Num. Reporting 1 100.00%

STRAIGHT PARTY			
		Total	
Number of Precincts		1	
Precincts Reporting		1	100.0 %
Times Counted		227/287	79.1 %
Total Votes		66	
INDEPENDENT AMERICAN	IAP	2	3.03%
DEMOCRATIC	DEM	9	13.64%
REPUBLICAN	REP	55	83.33%
CONSTITUTION	CON	0	0.00%
LIBERTARIAN	LIB	0	0.00%

U.S. HOUSE OF REP			
		Total	
Number of Precincts		1	
Precincts Reporting		1	100.0 %
Times Counted		227/287	79.1 %
Total Votes		226	
ROB BISHOP	REP	181	80.09%
CRAIG BOWDEN	LIB	11	4.87%
CHADWICK H. FAIRBAN		1	0.44%
PETER C. CLEMENS	DEM	33	14.60%

U.S. PRESIDENT			
		Total	
Number of Precincts		1	
Precincts Reporting		1	100.0 %
Times Counted		227/287	79.1 %
Total Votes		226	
'ROCKY' ROQUE DE LA		0	0.00%
JILL STEIN		0	0.00%
ALYSON KENNEDY		0	0.00%
GARY JOHNSON	LIB	3	1.33%
ROCKY GIORDANI	IAP	1	0.44%
DONALD J. TRUMP	REP	145	64.16%
DARRELL L. CASTLE	CON	6	2.65%
HILLARY RODHAM CLINDEM		25	11.06%
MONICA MOOREHEAD		0	0.00%
EVAN McMULLIN		45	19.91%
Write-in Votes		1	0.44%

GOVERNOR			
		Total	
Number of Precincts		1	
Precincts Reporting		1	100.0 %
Times Counted		227/287	79.1 %
Total Votes		226	
GARY R. HERBERT, SPE REP		181	80.09%
SUPERDELL SCHANZE, CIAP		5	2.21%
BRIAN E KAMERATH, B/LIB		9	3.98%
MIKE WEINHOLTZ, KIM DEM		31	13.72%
Write-in Votes		0	0.00%

U.S. SENATE			
		Total	
Number of Precincts		1	
Precincts Reporting		1	100.0 %
Times Counted		227/287	79.1 %
Total Votes		222	
MISTY K SNOW	DEM	22	9.91%
BILL BARRON		3	1.35%
STONEY FONUA	IAP	2	0.90%
MIKE LEE	REP	195	87.84%

ATTY GENERAL			
		Total	
Number of Precincts		1	
Precincts Reporting		1	100.0 %
Times Counted		227/287	79.1 %
Total Votes		226	
MICHAEL W. ISBELL	IAP	7	3.10%
JON V. HARPER	DEM	23	10.18%
SEAN D. REYES	REP	186	82.30%
W. ANDREW McCULLOULIB		10	4.42%

STATE AUDITOR			
		Total	
Number of Precincts		1	
Precincts Reporting		1	100.0 %
Times Counted		227/287	79.1 %
Total Votes		222	
JOHN DOUGALL	REP	182	81.98%
JARED GREEN	IAP	10	4.50%
MIKE MITCHELL	DEM	30	13.51%

Election Summary Report  
 Box Elder County, Utah  
 General Election  
 November 8, 2016

Date: 11/22/16  
 Time: 06:40:18  
 Page: 2 of 3

Summary For Bear River East, All Counters, All Races  
**OFFICIAL RESULTS**

Registered Voters 287 - Cards Cast 227 79.09%

Num. Report Precinct 1 - Num. Reporting 1 100.00%

STATE TREASURER			
		Total	
Number of Precincts		1	
Precincts Reporting		1	100.0 %
Times Counted		227/287	79.1 %
Total Votes		224	
RICHARD PROCTOR	CON	22	9.82%
NEIL A. HANSEN	DEM	37	16.52%
DAVID DAMSCHEN	REP	165	73.66%

JUDGE CHRISTENSEN BOX ELDER			
		Total	
Number of Precincts		1	
Precincts Reporting		1	100.0 %
Times Counted		227/287	79.1 %
Total Votes		208	
YES		150	72.12%
NO		58	27.88%

STATE HOUSE DIST 1			
		Total	
Number of Precincts		1	
Precincts Reporting		1	100.0 %
Times Counted		227/287	79.1 %
Total Votes		215	
SHERRY PHIPPS	CON	30	13.95%
SCOTT SANDALL	REP	185	86.05%

JUDGE CHRISTENSEN GARLAND			
		Total	
Number of Precincts		1	
Precincts Reporting		1	100.0 %
Times Counted		227/287	79.1 %
Total Votes		205	
YES		147	71.71%
NO		58	28.29%

COMMISSION SEAT C			
		Total	
Number of Precincts		1	
Precincts Reporting		1	100.0 %
Times Counted		227/287	79.1 %
Total Votes		198	
STAN SUMMERS	REP	198	100.00%

JUDGE CHRISTENSEN TREMONTON			
		Total	
Number of Precincts		1	
Precincts Reporting		1	100.0 %
Times Counted		227/287	79.1 %
Total Votes		206	
YES		147	71.36%
NO		59	28.64%

BEC SHERIFF			
		Total	
Number of Precincts		1	
Precincts Reporting		1	100.0 %
Times Counted		227/287	79.1 %
Total Votes		203	
KEVIN POTTER	REP	203	100.00%

JUDGE CHRISTENSEN WILLARD			
		Total	
Number of Precincts		1	
Precincts Reporting		1	100.0 %
Times Counted		227/287	79.1 %
Total Votes		206	
YES		148	71.84%
NO		58	28.16%

JUDGE BRIAN G. CANNELL			
		Total	
Number of Precincts		1	
Precincts Reporting		1	100.0 %
Times Counted		227/287	79.1 %
Total Votes		199	
YES		163	81.91%
NO		36	18.09%

JUDGE NELSON MANTUA			
		Total	
Number of Precincts		1	
Precincts Reporting		1	100.0 %
Times Counted		227/287	79.1 %
Total Votes		202	
YES		155	76.73%
NO		47	23.27%

Election Summary Report  
 Box Elder County, Utah  
 General Election  
 November 8, 2016

Date: 11/22/16  
 Time: 06:40:18  
 Page: 3 of 3

Summary For Bear River East, All Counters, All Races  
**OFFICIAL RESULTS**

Registered Voters 287 - Cards Cast 227 79.09%

Num. Report Precinct 1 - Num. Reporting 1 100.00%

BEC SCHOOL BOARD DIST 5		Total	
Number of Precincts	1		
Precincts Reporting	1	100.0 %	
Times Counted	227/287	79.1 %	
Total Votes	189		
NANCY S. KENNEDY	189	100.00%	

Constitutional Amendment A		Total	
Number of Precincts	1		
Precincts Reporting	1	100.0 %	
Times Counted	227/287	79.1 %	
Total Votes	202		
FOR	109	53.96%	
AGAINST	93	46.04%	

Constitutional Amendment B		Total	
Number of Precincts	1		
Precincts Reporting	1	100.0 %	
Times Counted	227/287	79.1 %	
Total Votes	206		
FOR	129	62.62%	
AGAINST	77	37.38%	

Constitutional Amendment C		Total	
Number of Precincts	1		
Precincts Reporting	1	100.0 %	
Times Counted	227/287	79.1 %	
Total Votes	203		
FOR	83	40.89%	
AGAINST	120	59.11%	

Election Summary Report  
 Box Elder County, Utah  
 General Election  
 November 8, 2016

Date: 11/22/16  
 Time: 06:40:18  
 Page: 1 of 3

Summary For Brigham City 01, All Counters, All Races  
**OFFICIAL RESULTS**

Registered Voters 902 - Cards Cast 694 76.94%

Num. Report Precinct 1 - Num. Reporting 1 100.00%

STRAIGHT PARTY			
		Total	
Number of Precincts		1	
Precincts Reporting		1	100.0 %
Times Counted	694/902		76.9 %
Total Votes		221	
INDEPENDENT AMERICAN	IAP	13	5.88%
DEMOCRATIC	DEM	34	15.38%
REPUBLICAN	REP	171	77.38%
CONSTITUTION	CON	1	0.45%
LIBERTARIAN	LIB	2	0.90%

U.S. HOUSE OF REP			
		Total	
Number of Precincts		1	
Precincts Reporting		1	100.0 %
Times Counted	694/902		76.9 %
Total Votes		666	
ROB BISHOP	REP	480	72.07%
CRAIG BOWDEN	LIB	30	4.50%
CHADWICK H. FAIRBAN		13	1.95%
PETER C. CLEMENS	DEM	143	21.47%

U.S. PRESIDENT			
		Total	
Number of Precincts		1	
Precincts Reporting		1	100.0 %
Times Counted	694/902		76.9 %
Total Votes		690	
'ROCKY' ROQUE DE LA		1	0.14%
JILL STEIN		2	0.29%
ALYSON KENNEDY		1	0.14%
GARY JOHNSON	LIB	24	3.48%
ROCKY GIORDANI	IAP	3	0.43%
DONALD J. TRUMP	REP	363	52.61%
DARRELL L. CASTLE	CON	4	0.58%
HILLARY RODHAM CLINDEM		115	16.67%
MONICA MOOREHEAD		1	0.14%
EVAN McMULLIN		170	24.64%
Write-in Votes		6	0.87%

GOVERNOR			
		Total	
Number of Precincts		1	
Precincts Reporting		1	100.0 %
Times Counted	694/902		76.9 %
Total Votes		679	
GARY R. HERBERT, SPE REP		515	75.85%
SUPERDELL SCHANZE, IAP		13	1.91%
BRIAN E KAMERATH, BALIB		17	2.50%
MIKE WEINHOLTZ, KIM DEM		131	19.29%
Write-in Votes		3	0.44%

U.S. SENATE			
		Total	
Number of Precincts		1	
Precincts Reporting		1	100.0 %
Times Counted	694/902		76.9 %
Total Votes		674	
MISTY K SNOW	DEM	107	15.88%
BILL BARRON		21	3.12%
STONEY FONUA	IAP	21	3.12%
MIKE LEE	REP	525	77.89%

ATTY GENERAL			
		Total	
Number of Precincts		1	
Precincts Reporting		1	100.0 %
Times Counted	694/902		76.9 %
Total Votes		666	
MICHAEL W. IsBELL	IAP	18	2.70%
JON V. HARPER	DEM	100	15.02%
SEAN D. REYES	REP	508	76.28%
W. ANDREW McCULLOULIB		40	6.01%

STATE AUDITOR			
		Total	
Number of Precincts		1	
Precincts Reporting		1	100.0 %
Times Counted	694/902		76.9 %
Total Votes		656	
JOHN DOUGALL	REP	483	73.63%
JARED GREEN	IAP	44	6.71%
MIKE MITCHELL	DEM	129	19.66%

Election Summary Report  
 Box Elder County, Utah  
 General Election  
 November 8, 2016

Date: 11/22/16  
 Time: 06:40:18  
 Page: 2 of 3

Summary For Brigham City 01, All Counters, All Races  
**OFFICIAL RESULTS**

Registered Voters 902 - Cards Cast 694 76.94%

Num. Report Precinct 1 - Num. Reporting 1 100.00%

STATE TREASURER			
			Total
Number of Precincts			1
Precincts Reporting	1	100.0 %	
Times Counted	694/902	76.9 %	
Total Votes			649
RICHARD PROCTOR	CON		53 8.17%
NEIL A. HANSEN	DEM		149 22.96%
DAVID DAMSCHEN	REP		447 68.88%

JUDGE CHRISTENSEN BOX ELDER			
			Total
Number of Precincts			1
Precincts Reporting	1	100.0 %	
Times Counted	694/902	76.9 %	
Total Votes			629
YES			458 72.81%
NO			171 27.19%

STATE HOUSE DIST 1			
			Total
Number of Precincts			1
Precincts Reporting	1	100.0 %	
Times Counted	694/902	76.9 %	
Total Votes			639
SHERRY PHIPPS	CON		142 22.22%
SCOTT SANDALL	REP		497 77.78%

JUDGE CHRISTENSEN GARLAND			
			Total
Number of Precincts			1
Precincts Reporting	1	100.0 %	
Times Counted	694/902	76.9 %	
Total Votes			616
YES			443 71.92%
NO			173 28.08%

COMMISSION SEAT C			
			Total
Number of Precincts			1
Precincts Reporting	1	100.0 %	
Times Counted	694/902	76.9 %	
Total Votes			605
STAN SUMMERS	REP		605 100.00%

JUDGE CHRISTENSEN TREMONTON			
			Total
Number of Precincts			1
Precincts Reporting	1	100.0 %	
Times Counted	694/902	76.9 %	
Total Votes			616
YES			441 71.59%
NO			175 28.41%

BEC SHERIFF			
			Total
Number of Precincts			1
Precincts Reporting	1	100.0 %	
Times Counted	694/902	76.9 %	
Total Votes			603
KEVIN POTTER	REP		603 100.00%

JUDGE CHRISTENSEN WILLARD			
			Total
Number of Precincts			1
Precincts Reporting	1	100.0 %	
Times Counted	694/902	76.9 %	
Total Votes			619
YES			443 71.57%
NO			176 28.43%

JUDGE BRIAN G. CANNELL			
			Total
Number of Precincts			1
Precincts Reporting	1	100.0 %	
Times Counted	694/902	76.9 %	
Total Votes			605
YES			514 84.96%
NO			91 15.04%

JUDGE NELSON MANTUA			
			Total
Number of Precincts			1
Precincts Reporting	1	100.0 %	
Times Counted	694/902	76.9 %	
Total Votes			605
YES			490 80.99%
NO			115 19.01%

Election Summary Report  
 Box Elder County, Utah  
 General Election  
 November 8, 2016

Date:11/22/16  
 Time:06:40:19  
 Page:3 of 3

Summary For Brigham City 01, All Counters, All Races  
 OFFICIAL RESULTS

Registered Voters 902 - Cards Cast 694 76.94%

Num. Report Precinct 1 - Num. Reporting 1 100.00%

Constitutional Amendment A		Total
Number of Precincts		1
Precincts Reporting		1 100.0 %
Times Counted	694/902	76.9 %
Total Votes		636
FOR	395	62.11%
AGAINST	241	37.89%

Constitutional Amendment B		Total
Number of Precincts		1
Precincts Reporting		1 100.0 %
Times Counted	694/902	76.9 %
Total Votes		630
FOR	398	63.17%
AGAINST	232	36.83%

Constitutional Amendment C		Total
Number of Precincts		1
Precincts Reporting		1 100.0 %
Times Counted	694/902	76.9 %
Total Votes		645
FOR	264	40.93%
AGAINST	381	59.07%

Brigham City Official Ballot		Total
Number of Precincts		1
Precincts Reporting		1 100.0 %
Times Counted	694/902	76.9 %
Total Votes		652
FOR THE ISSUANCE OF	189	28.99%
AGAINST THE ISSUANCE	463	71.01%

Election Summary Report  
 Box Elder County, Utah  
 General Election  
 November 8, 2016

Date: 11/22/16  
 Time: 06:40:19  
 Page: 1 of 3

Summary For Brigham City 02, All Counters, All Races  
**OFFICIAL RESULTS**

Registered Voters 629 - Cards Cast 409 65.02%

Num. Report Precinct 1 - Num. Reporting 1 100.00%

STRAIGHT PARTY			
		Total	
Number of Precincts		1	
Precincts Reporting		1	100.0 %
Times Counted		409/629	65.0 %
Total Votes		120	
INDEPENDENT AMERICAN	IAP	9	7.50%
DEMOCRATIC	DEM	7	5.83%
REPUBLICAN	REP	99	82.50%
CONSTITUTION	CON	0	0.00%
LIBERTARIAN	LIB	5	4.17%

U.S. HOUSE OF REP			
		Total	
Number of Precincts		1	
Precincts Reporting		1	100.0 %
Times Counted		409/629	65.0 %
Total Votes		403	
ROB BISHOP	REP	317	78.66%
CRAIG BOWDEN	LIB	19	4.71%
CHADWICK H. FAIRBAN		7	1.74%
PETER C. CLEMENS	DEM	60	14.89%

U.S. PRESIDENT			
		Total	
Number of Precincts		1	
Precincts Reporting		1	100.0 %
Times Counted		409/629	65.0 %
Total Votes		408	
'ROCKY' ROQUE DE LA		1	0.25%
JILL STEIN		2	0.49%
ALYSON KENNEDY		0	0.00%
GARY JOHNSON	LIB	19	4.66%
ROCKY GIORDANI	IAP	2	0.49%
DONALD J. TRUMP	REP	211	51.72%
DARRELL L. CASTLE	CON	2	0.49%
HILLARY RODHAM CLINDEM		54	13.24%
MONICA MOOREHEAD		0	0.00%
EVAN McMULLIN		114	27.94%
Write-in Votes		3	0.74%

GOVERNOR			
		Total	
Number of Precincts		1	
Precincts Reporting		1	100.0 %
Times Counted		409/629	65.0 %
Total Votes		398	
GARY R. HERBERT, SPE	REP	330	82.91%
SUPERDELL SCHANZE, IAP		7	1.76%
BRIAN E KAMERATH, B/LIB		10	2.51%
MIKE WEINHOLTZ, KIM	DEM	51	12.81%
Write-in Votes		0	0.00%

U.S. SENATE			
		Total	
Number of Precincts		1	
Precincts Reporting		1	100.0 %
Times Counted		409/629	65.0 %
Total Votes		399	
MISTY K SNOW	DEM	46	11.53%
BILL BARRON		9	2.26%
STONEY FONUA	IAP	14	3.51%
MIKE LEE	REP	330	82.71%

ATTY GENERAL			
		Total	
Number of Precincts		1	
Precincts Reporting		1	100.0 %
Times Counted		409/629	65.0 %
Total Votes		395	
MICHAEL W. IsBELL	IAP	13	3.29%
JON V. HARPER	DEM	38	9.62%
SEAN D. REYES	REP	322	81.52%
W. ANDREW McCULLOULIB		22	5.57%

STATE AUDITOR			
		Total	
Number of Precincts		1	
Precincts Reporting		1	100.0 %
Times Counted		409/629	65.0 %
Total Votes		386	
JOHN DOUGALL	REP	293	75.91%
JARED GREEN	IAP	33	8.55%
MIKE MITCHELL	DEM	60	15.54%

Election Summary Report  
 Box Elder County, Utah  
 General Election  
 November 8, 2016

Date: 11/22/16  
 Time: 06:40:19  
 Page: 2 of 3

Summary For Brigham City 02, All Counters, All Races  
**OFFICIAL RESULTS**

Registered Voters 629 - Cards Cast 409 65.02%

Num. Report Precinct 1 - Num. Reporting 1 100.00%

STATE TREASURER			
		Total	
Number of Precincts		1	
Precincts Reporting		1	100.0 %
Times Counted		409/629	65.0 %
Total Votes		388	
RICHARD PROCTOR	CON	29	7.47%
NEIL A. HANSEN	DEM	73	18.81%
DAVID DAMSCHEN	REP	286	73.71%

JUDGE CHRISTENSEN BOX ELDER			
		Total	
Number of Precincts		1	
Precincts Reporting		1	100.0 %
Times Counted		409/629	65.0 %
Total Votes		371	
YES		280	75.47%
NO		91	24.53%

STATE HOUSE DIST 1			
		Total	
Number of Precincts		1	
Precincts Reporting		1	100.0 %
Times Counted		409/629	65.0 %
Total Votes		387	
SHERRY PHIPPS	CON	83	21.45%
SCOTT SANDALL	REP	304	78.55%

JUDGE CHRISTENSEN GARLAND			
		Total	
Number of Precincts		1	
Precincts Reporting		1	100.0 %
Times Counted		409/629	65.0 %
Total Votes		365	
YES		281	76.99%
NO		84	23.01%

COMMISSION SEAT C			
		Total	
Number of Precincts		1	
Precincts Reporting		1	100.0 %
Times Counted		409/629	65.0 %
Total Votes		376	
STAN SUMMERS	REP	376	100.00%

JUDGE CHRISTENSEN TREMONTON			
		Total	
Number of Precincts		1	
Precincts Reporting		1	100.0 %
Times Counted		409/629	65.0 %
Total Votes		363	
YES		275	75.76%
NO		88	24.24%

BEC SHERIFF			
		Total	
Number of Precincts		1	
Precincts Reporting		1	100.0 %
Times Counted		409/629	65.0 %
Total Votes		370	
KEVIN POTTER	REP	370	100.00%

JUDGE CHRISTENSEN WILLARD			
		Total	
Number of Precincts		1	
Precincts Reporting		1	100.0 %
Times Counted		409/629	65.0 %
Total Votes		366	
YES		277	75.68%
NO		89	24.32%

JUDGE BRIAN G. CANNELL			
		Total	
Number of Precincts		1	
Precincts Reporting		1	100.0 %
Times Counted		409/629	65.0 %
Total Votes		364	
YES		319	87.64%
NO		45	12.36%

JUDGE NELSON MANTUA			
		Total	
Number of Precincts		1	
Precincts Reporting		1	100.0 %
Times Counted		409/629	65.0 %
Total Votes		362	
YES		310	85.64%
NO		52	14.36%



Election Summary Report  
 Box Elder County, Utah  
 General Election  
 November 8, 2016

Date:11/22/16  
 Time:06:40:20  
 Page:3 of 3

Summary For Brigham City 02, All Counters, All Races  
 OFFICIAL RESULTS

Registered Voters 629 - Cards Cast 409 65.02%

Num. Report Precinct 1 - Num. Reporting 1 100.00%

Constitutional Amendment A		Total
Number of Precincts		1
Precincts Reporting	1	100.0 %
Times Counted	409/629	65.0 %
Total Votes		381
FOR	238	62.47%
AGAINST	143	37.53%

Constitutional Amendment B		Total
Number of Precincts		1
Precincts Reporting	1	100.0 %
Times Counted	409/629	65.0 %
Total Votes		377
FOR	237	62.86%
AGAINST	140	37.14%

Constitutional Amendment C		Total
Number of Precincts		1
Precincts Reporting	1	100.0 %
Times Counted	409/629	65.0 %
Total Votes		380
FOR	169	44.47%
AGAINST	211	55.53%

Brigham City Official Ballot		Total
Number of Precincts		1
Precincts Reporting	1	100.0 %
Times Counted	409/629	65.0 %
Total Votes		391
FOR THE ISSUANCE OF	115	29.41%
AGAINST THE ISSUANCE	276	70.59%

Election Summary Report  
 Box Elder County, Utah  
 General Election  
 November 8, 2016

Date: 11/22/16  
 Time: 06:40:20  
 Page: 1 of 3

Summary For Brigham City 03, All Counters, All Races  
**OFFICIAL RESULTS**

Registered Voters 677 - Cards Cast 480 70.90%

Num. Report Precinct 1 - Num. Reporting 1 100.00%

STRAIGHT PARTY			
	Total		
Number of Precincts	1		
Precincts Reporting	1	100.0 %	
Times Counted	480/677	70.9 %	
Total Votes	142		
INDEPENDENT AMERICAN	6	4.23%	
DEMOCRATIC DEM	40	28.17%	
REPUBLICAN REP	90	63.38%	
CONSTITUTION CON	2	1.41%	
LIBERTARIAN LIB	4	2.82%	

U.S. HOUSE OF REP			
	Total		
Number of Precincts	1		
Precincts Reporting	1	100.0 %	
Times Counted	480/677	70.9 %	
Total Votes	469		
ROB BISHOP REP	302	64.39%	
CRAIG BOWDEN LIB	38	8.10%	
CHADWICK H. FAIRBAN	22	4.69%	
PETER C. CLEMENS DEM	107	22.81%	

U.S. PRESIDENT			
	Total		
Number of Precincts	1		
Precincts Reporting	1	100.0 %	
Times Counted	480/677	70.9 %	
Total Votes	476		
'ROCKY' ROQUE DE LA	0	0.00%	
JILL STEIN	3	0.63%	
ALYSON KENNEDY	0	0.00%	
GARY JOHNSON LIB	20	4.20%	
ROCKY GIORDANI IAP	0	0.00%	
DONALD J. TRUMP REP	237	49.79%	
DARRELL L. CASTLE CON	12	2.52%	
HILLARY RODHAM CLINDEM	91	19.12%	
MONICA MOOREHEAD	0	0.00%	
EVAN McMULLIN	109	22.90%	
Write-in Votes	4	0.84%	

GOVERNOR			
	Total		
Number of Precincts	1		
Precincts Reporting	1	100.0 %	
Times Counted	480/677	70.9 %	
Total Votes	468		
GARY R. HERBERT, SPE REP	322	68.80%	
SUPERDELL SCHANZE, IAP	12	2.56%	
BRIAN E KAMERATH, BALIB	24	5.13%	
MIKE WEINHOLTZ, KIM DEM	109	23.29%	
Write-in Votes	1	0.21%	

U.S. SENATE			
	Total		
Number of Precincts	1		
Precincts Reporting	1	100.0 %	
Times Counted	480/677	70.9 %	
Total Votes	469		
MISTY K SNOW DEM	98	20.90%	
BILL BARRON	18	3.84%	
STONEY FONUA IAP	19	4.05%	
MIKE LEE REP	334	71.22%	

ATTY GENERAL			
	Total		
Number of Precincts	1		
Precincts Reporting	1	100.0 %	
Times Counted	480/677	70.9 %	
Total Votes	462		
MICHAEL W. IsBELL IAP	15	3.25%	
JON V. HARPER DEM	81	17.53%	
SEAN D. REYES REP	321	69.48%	
W. ANDREW McCULLOULIB	45	9.74%	

STATE AUDITOR			
	Total		
Number of Precincts	1		
Precincts Reporting	1	100.0 %	
Times Counted	480/677	70.9 %	
Total Votes	455		
JOHN DOUGALL REP	312	68.57%	
JARED GREEN IAP	41	9.01%	
MIKE MITCHELL DEM	102	22.42%	

Election Summary Report  
 Box Elder County, Utah  
 General Election  
 November 8, 2016

Date:11/22/16  
 Time:06:40:20  
 Page:2 of 3

Summary For Brigham City 03, All Counters, All Races  
**OFFICIAL RESULTS**

Registered Voters 677 - Cards Cast 480 70.90%

Num. Report Precinct 1 - Num. Reporting 1 100.00%

STATE TREASURER			
			Total
Number of Precincts			1
Precincts Reporting		1	100.0 %
Times Counted	480/677		70.9 %
Total Votes			458
RICHARD PROCTOR	CON	58	12.66%
NEIL A. HANSEN	DEM	114	24.89%
DAVID DAMSCHEN	REP	286	62.45%

JUDGE CHRISTENSEN BOX ELDER			
			Total
Number of Precincts			1
Precincts Reporting		1	100.0 %
Times Counted	480/677		70.9 %
Total Votes			439
YES		295	67.20%
NO		144	32.80%

STATE HOUSE DIST 1			
			Total
Number of Precincts			1
Precincts Reporting		1	100.0 %
Times Counted	480/677		70.9 %
Total Votes			443
SHERRY PHIPPS	CON	170	38.37%
SCOTT SANDALL	REP	273	61.63%

JUDGE CHRISTENSEN GARLAND			
			Total
Number of Precincts			1
Precincts Reporting		1	100.0 %
Times Counted	480/677		70.9 %
Total Votes			418
YES		274	65.55%
NO		144	34.45%

COMMISSION SEAT C			
			Total
Number of Precincts			1
Precincts Reporting		1	100.0 %
Times Counted	480/677		70.9 %
Total Votes			414
STAN SUMMERS	REP	414	100.00%

JUDGE CHRISTENSEN TREMONTON			
			Total
Number of Precincts			1
Precincts Reporting		1	100.0 %
Times Counted	480/677		70.9 %
Total Votes			422
YES		280	66.35%
NO		142	33.65%

BEC SHERIFF			
			Total
Number of Precincts			1
Precincts Reporting		1	100.0 %
Times Counted	480/677		70.9 %
Total Votes			421
KEVIN POTTER	REP	421	100.00%

JUDGE CHRISTENSEN WILLARD			
			Total
Number of Precincts			1
Precincts Reporting		1	100.0 %
Times Counted	480/677		70.9 %
Total Votes			426
YES		274	64.32%
NO		152	35.68%

JUDGE BRIAN G. CANNELL			
			Total
Number of Precincts			1
Precincts Reporting		1	100.0 %
Times Counted	480/677		70.9 %
Total Votes			422
YES		349	82.70%
NO		73	17.30%

JUDGE NELSON MANTUA			
			Total
Number of Precincts			1
Precincts Reporting		1	100.0 %
Times Counted	480/677		70.9 %
Total Votes			415
YES		326	78.55%
NO		89	21.45%

Election Summary Report  
 Box Elder County, Utah  
 General Election  
 November 8, 2016

Date: 11/22/16  
 Time: 06:40:20  
 Page: 3 of 3

Summary For Brigham City 03, All Counters, All Races  
**OFFICIAL RESULTS**

Registered Voters 677 - Cards Cast 480 70.90%

Num. Report Precinct 1 - Num. Reporting 1 100.00%

Constitutional Amendment A		Total	
Number of Precincts	1		
Precincts Reporting	1	100.0 %	
Times Counted	480/677	70.9 %	
Total Votes	438		
FOR	248	56.62%	
AGAINST	190	43.38%	

Constitutional Amendment B		Total	
Number of Precincts	1		
Precincts Reporting	1	100.0 %	
Times Counted	480/677	70.9 %	
Total Votes	443		
FOR	250	56.43%	
AGAINST	193	43.57%	

Constitutional Amendment C		Total	
Number of Precincts	1		
Precincts Reporting	1	100.0 %	
Times Counted	480/677	70.9 %	
Total Votes	441		
FOR	170	38.55%	
AGAINST	271	61.45%	

Brigham City Official Ballot		Total	
Number of Precincts	1		
Precincts Reporting	1	100.0 %	
Times Counted	480/677	70.9 %	
Total Votes	455		
FOR THE ISSUANCE OF	118	25.93%	
AGAINST THE ISSUANCE	337	74.07%	

Election Summary Report  
 Box Elder County, Utah  
 General Election  
 November 8, 2016

Date: 11/22/16  
 Time: 06:40:21  
 Page: 1 of 3

Summary For Brigham City 04, All Counters, All Races  
**OFFICIAL RESULTS**

Registered Voters 611 - Cards Cast 423 69.23%

Num. Report Precinct 1 - Num. Reporting 1 100.00%

STRAIGHT PARTY			
		Total	
Number of Precincts		1	
Precincts Reporting		1	100.0 %
Times Counted		423/611	69.2 %
Total Votes		120	
INDEPENDENT AMERICAN	IAP	7	5.83%
DEMOCRATIC	DEM	20	16.67%
REPUBLICAN	REP	89	74.17%
CONSTITUTION	CON	0	0.00%
LIBERTARIAN	LIB	4	3.33%

U.S. HOUSE OF REP			
		Total	
Number of Precincts		1	
Precincts Reporting		1	100.0 %
Times Counted		423/611	69.2 %
Total Votes		418	
ROB BISHOP	REP	295	70.57%
CRAIG BOWDEN	LIB	33	7.89%
CHADWICK H. FAIRBAN		11	2.63%
PETER C. CLEMENS	DEM	79	18.90%

U.S. PRESIDENT			
		Total	
Number of Precincts		1	
Precincts Reporting		1	100.0 %
Times Counted		423/611	69.2 %
Total Votes		419	
'ROCKY' ROQUE DE LA		0	0.00%
JILL STEIN		6	1.43%
ALYSON KENNEDY		0	0.00%
GARY JOHNSON	LIB	21	5.01%
ROCKY GIORDANI	IAP	2	0.48%
DONALD J. TRUMP	REP	214	51.07%
DARRELL L. CASTLE	CON	1	0.24%
HILLARY RODHAM CLINDEM		68	16.23%
MONICA MOOREHEAD		0	0.00%
EVAN McMULLIN		102	24.34%
Write-in Votes		5	1.19%

GOVERNOR			
		Total	
Number of Precincts		1	
Precincts Reporting		1	100.0 %
Times Counted		423/611	69.2 %
Total Votes		414	
GARY R. HERBERT, SPE	REP	308	74.40%
SUPERDELL SCHANZE, CIAP		6	1.45%
BRIAN E KAMERATH, BALIB		22	5.31%
MIKE WEINHOLTZ, KIM	DEM	76	18.36%
Write-in Votes		2	0.48%

U.S. SENATE			
		Total	
Number of Precincts		1	
Precincts Reporting		1	100.0 %
Times Counted		423/611	69.2 %
Total Votes		409	
MISTY K SNOW	DEM	74	18.09%
BILL BARRON		12	2.93%
STONEY FONUA	IAP	10	2.44%
MIKE LEE	REP	313	76.53%

ATTY GENERAL			
		Total	
Number of Precincts		1	
Precincts Reporting		1	100.0 %
Times Counted		423/611	69.2 %
Total Votes		408	
MICHAEL W. IsBELL	IAP	17	4.17%
JON V. HARPER	DEM	77	18.87%
SEAN D. REYES	REP	280	68.63%
W. ANDREW McCULLOULIB		34	8.33%

STATE AUDITOR			
		Total	
Number of Precincts		1	
Precincts Reporting		1	100.0 %
Times Counted		423/611	69.2 %
Total Votes		398	
JOHN DOUGALL	REP	264	66.33%
JARED GREEN	IAP	42	10.55%
MIKE MITCHELL	DEM	92	23.12%

Election Summary Report  
 Box Elder County, Utah  
 General Election  
 November 8, 2016

Date: 11/22/16  
 Time: 06:40:21  
 Page: 2 of 3

Summary For Brigham City 04, All Counters, All Races  
**OFFICIAL RESULTS**

Registered Voters 611 - Cards Cast 423 69.23%

Num. Report Precinct 1 - Num. Reporting 1 100.00%

STATE TREASURER			
			Total
Number of Precincts			1
Precincts Reporting		1	100.0 %
Times Counted	423/611		69.2 %
Total Votes			398
RICHARD PROCTOR	CON	54	13.57%
NEIL A. HANSEN	DEM	96	24.12%
DAVID DAMSCHEN	REP	248	62.31%

JUDGE CHRISTENSEN BOX ELDER			
			Total
Number of Precincts			1
Precincts Reporting		1	100.0 %
Times Counted	423/611		69.2 %
Total Votes			396
YES		280	70.71%
NO		116	29.29%

STATE HOUSE DIST 1			
			Total
Number of Precincts			1
Precincts Reporting		1	100.0 %
Times Counted	423/611		69.2 %
Total Votes			387
SHERRY PHIPPS	CON	100	25.84%
SCOTT SANDALL	REP	287	74.16%

JUDGE CHRISTENSEN GARLAND			
			Total
Number of Precincts			1
Precincts Reporting		1	100.0 %
Times Counted	423/611		69.2 %
Total Votes			378
YES		265	70.11%
NO		113	29.89%

COMMISSION SEAT C			
			Total
Number of Precincts			1
Precincts Reporting		1	100.0 %
Times Counted	423/611		69.2 %
Total Votes			375
STAN SUMMERS	REP	375	100.00%

JUDGE CHRISTENSEN TREMONTON			
			Total
Number of Precincts			1
Precincts Reporting		1	100.0 %
Times Counted	423/611		69.2 %
Total Votes			381
YES		264	69.29%
NO		117	30.71%

BEC SHERIFF			
			Total
Number of Precincts			1
Precincts Reporting		1	100.0 %
Times Counted	423/611		69.2 %
Total Votes			380
KEVIN POTTER	REP	380	100.00%

JUDGE CHRISTENSEN WILLARD			
			Total
Number of Precincts			1
Precincts Reporting		1	100.0 %
Times Counted	423/611		69.2 %
Total Votes			381
YES		264	69.29%
NO		117	30.71%

JUDGE BRIAN G. CANNELL			
			Total
Number of Precincts			1
Precincts Reporting		1	100.0 %
Times Counted	423/611		69.2 %
Total Votes			373
YES		324	86.86%
NO		49	13.14%

JUDGE NELSON MANTUA			
			Total
Number of Precincts			1
Precincts Reporting		1	100.0 %
Times Counted	423/611		69.2 %
Total Votes			371
YES		315	84.91%
NO		56	15.09%

Election Summary Report  
 Box Elder County, Utah  
 General Election  
 November 8, 2016

Date: 11/22/16  
 Time: 06:40:21  
 Page: 3 of 3

Summary For Brigham City 04, All Counters, All Races  
**OFFICIAL RESULTS**

Registered Voters 611 - Cards Cast 423 69.23%

Num. Report Precinct 1 - Num. Reporting 1 100.00%

BEC SCHOOL BOARD DIST 5		Total	
Number of Precincts	1		
Precincts Reporting	1	100.0 %	
Times Counted	423/611	69.2 %	
Total Votes	361		
NANCY S. KENNEDY	361	100.00%	

Constitutional Amendment A		Total	
Number of Precincts	1		
Precincts Reporting	1	100.0 %	
Times Counted	423/611	69.2 %	
Total Votes	387		
FOR	243	62.79%	
AGAINST	144	37.21%	

Constitutional Amendment B		Total	
Number of Precincts	1		
Precincts Reporting	1	100.0 %	
Times Counted	423/611	69.2 %	
Total Votes	393		
FOR	252	64.12%	
AGAINST	141	35.88%	

Constitutional Amendment C		Total	
Number of Precincts	1		
Precincts Reporting	1	100.0 %	
Times Counted	423/611	69.2 %	
Total Votes	390		
FOR	160	41.03%	
AGAINST	230	58.97%	

Brigham City Official Ballot		Total	
Number of Precincts	1		
Precincts Reporting	1	100.0 %	
Times Counted	423/611	69.2 %	
Total Votes	410		
FOR THE ISSUANCE OF	113	27.56%	
AGAINST THE ISSUANCE OF	297	72.44%	

Election Summary Report  
 Box Elder County, Utah  
 General Election  
 November 8, 2016

Date: 11/22/16  
 Time: 06:40:22  
 Page: 1 of 3

Summary For Brigham City 05, All Counters, All Races  
**OFFICIAL RESULTS**

Registered Voters 525 - Cards Cast 376 71.62%

Num. Report Precinct 1 - Num. Reporting 1 100.00%

STRAIGHT PARTY			
		Total	
Number of Precincts		1	
Precincts Reporting		1	100.0 %
Times Counted		376/525	71.6 %
Total Votes		114	
INDEPENDENT AMERICAN	IAP	6	5.26%
DEMOCRATIC	DEM	33	28.95%
REPUBLICAN	REP	70	61.40%
CONSTITUTION	CON	2	1.75%
LIBERTARIAN	LIB	3	2.63%

U.S. HOUSE OF REP			
		Total	
Number of Precincts		1	
Precincts Reporting		1	100.0 %
Times Counted		376/525	71.6 %
Total Votes		368	
ROB BISHOP	REP	255	69.29%
CRAIG BOWDEN	LIB	12	3.26%
CHADWICK H. FAIRBAN		8	2.17%
PETER C. CLEMENS	DEM	93	25.27%

U.S. PRESIDENT			
		Total	
Number of Precincts		1	
Precincts Reporting		1	100.0 %
Times Counted		376/525	71.6 %
Total Votes		372	
'ROCKY' ROQUE DE LA		1	0.27%
JILL STEIN		2	0.54%
ALYSON KENNEDY		0	0.00%
GARY JOHNSON	LIB	14	3.76%
ROCKY GIORDANI	IAP	2	0.54%
DONALD J. TRUMP	REP	190	51.08%
DARRELL L. CASTLE	CON	4	1.08%
HILLARY RODHAM CLINDEM		75	20.16%
MONICA MOOREHEAD		0	0.00%
EVAN McMULLIN		83	22.31%
Write-in Votes		1	0.27%

GOVERNOR			
		Total	
Number of Precincts		1	
Precincts Reporting		1	100.0 %
Times Counted		376/525	71.6 %
Total Votes		364	
GARY R. HERBERT, SPE REP		259	71.15%
SUPERDELL SCHANZE, IAP		13	3.57%
BRIAN E KAMERATH, BAIIB		13	3.57%
MIKE WEINHOLTZ, KIM DEM		79	21.70%
Write-in Votes		0	0.00%

U.S. SENATE			
		Total	
Number of Precincts		1	
Precincts Reporting		1	100.0 %
Times Counted		376/525	71.6 %
Total Votes		362	
MISTY K SNOW	DEM	69	19.06%
BILL BARRON		18	4.97%
STONE Y FONUA	IAP	9	2.49%
MIKE LEE	REP	266	73.48%

ATTY GENERAL			
		Total	
Number of Precincts		1	
Precincts Reporting		1	100.0 %
Times Counted		376/525	71.6 %
Total Votes		366	
MICHAEL W. ISBELL	IAP	17	4.64%
JON V. HARPER	DEM	72	19.67%
SEAN D. REYES	REP	248	67.76%
W. ANDREW McCULLOULIB		29	7.92%

STATE AUDITOR			
		Total	
Number of Precincts		1	
Precincts Reporting		1	100.0 %
Times Counted		376/525	71.6 %
Total Votes		362	
JOHN DOUGALL	REP	245	67.68%
JARED GREEN	IAP	22	6.08%
MIKE MITCHELL	DEM	95	26.24%



Election Summary Report  
 Box Elder County, Utah  
 General Election  
 November 8, 2016

Date:11/22/16  
 Time:06:40:22  
 Page:2 of 3

Summary For Brigham City 05, All Counters, All Races  
**OFFICIAL RESULTS**

Registered Voters 525 - Cards Cast 376 71.62%

Num. Report Precinct 1 - Num. Reporting 1 100.00%

STATE TREASURER			
			Total
Number of Precincts			1
Precincts Reporting			1 100.0 %
Times Counted			376/525 71.6 %
Total Votes			360
RICHARD PROCTOR	CON	41	11.39%
NEIL A. HANSEN	DEM	105	29.17%
DAVID DAMSCHEN	REP	214	59.44%

JUDGE CHRISTENSEN BOX ELDER			
			Total
Number of Precincts			1
Precincts Reporting			1 100.0 %
Times Counted			376/525 71.6 %
Total Votes			345
YES			226 65.51%
NO			119 34.49%

STATE HOUSE DIST 1			
			Total
Number of Precincts			1
Precincts Reporting			1 100.0 %
Times Counted			376/525 71.6 %
Total Votes			345
SHERRY PHIPPS	CON	96	27.83%
SCOTT SANDALL	REP	249	72.17%

JUDGE CHRISTENSEN GARLAND			
			Total
Number of Precincts			1
Precincts Reporting			1 100.0 %
Times Counted			376/525 71.6 %
Total Votes			338
YES			219 64.79%
NO			119 35.21%

COMMISSION SEAT C			
			Total
Number of Precincts			1
Precincts Reporting			1 100.0 %
Times Counted			376/525 71.6 %
Total Votes			321
STAN SUMMERS	REP	321	100.00%

JUDGE CHRISTENSEN TREMONTON			
			Total
Number of Precincts			1
Precincts Reporting			1 100.0 %
Times Counted			376/525 71.6 %
Total Votes			338
YES			219 64.79%
NO			119 35.21%

BEC SHERIFF			
			Total
Number of Precincts			1
Precincts Reporting			1 100.0 %
Times Counted			376/525 71.6 %
Total Votes			320
KEVIN POTTER	REP	320	100.00%

JUDGE CHRISTENSEN WILLARD			
			Total
Number of Precincts			1
Precincts Reporting			1 100.0 %
Times Counted			376/525 71.6 %
Total Votes			344
YES			221 64.24%
NO			123 35.76%

JUDGE BRIAN G. CANNELL			
			Total
Number of Precincts			1
Precincts Reporting			1 100.0 %
Times Counted			376/525 71.6 %
Total Votes			334
YES			281 84.13%
NO			53 15.87%

JUDGE NELSON MANTUA			
			Total
Number of Precincts			1
Precincts Reporting			1 100.0 %
Times Counted			376/525 71.6 %
Total Votes			333
YES			266 79.88%
NO			67 20.12%

Election Summary Report  
 Box Elder County, Utah  
 General Election  
 November 8, 2016

Date:11/22/16  
 Time:06:40:22  
 Page:3 of 3

Summary For Brigham City 05, All Counters, All Races  
**OFFICIAL RESULTS**

Registered Voters 525 - Cards Cast 376 71.62%

Num. Report Precinct 1 - Num. Reporting 1 100.00%

BEC SCHOOL BOARD DIST 5		
	Total	
Number of Precincts	1	
Precincts Reporting	1 100.0 %	
Times Counted	376/525 71.6 %	
Total Votes	318	
NANCY S. KENNEDY	318 100.00%	

Constitutional Amendment A		
	Total	
Number of Precincts	1	
Precincts Reporting	1 100.0 %	
Times Counted	376/525 71.6 %	
Total Votes	351	
FOR	221 62.96%	
AGAINST	130 37.04%	

Constitutional Amendment B		
	Total	
Number of Precincts	1	
Precincts Reporting	1 100.0 %	
Times Counted	376/525 71.6 %	
Total Votes	347	
FOR	205 59.08%	
AGAINST	142 40.92%	

Constitutional Amendment C		
	Total	
Number of Precincts	1	
Precincts Reporting	1 100.0 %	
Times Counted	376/525 71.6 %	
Total Votes	350	
FOR	150 42.86%	
AGAINST	200 57.14%	

Brigham City Official Ballot		
	Total	
Number of Precincts	1	
Precincts Reporting	1 100.0 %	
Times Counted	376/525 71.6 %	
Total Votes	354	
FOR THE ISSUANCE OF	100 28.25%	
AGAINST THE ISSUANCE OF	254 71.75%	

Election Summary Report  
 Box Elder County, Utah  
 General Election  
 November 8, 2016

Date: 11/22/16  
 Time: 06:40:23  
 Page: 1 of 3

Summary For Brigham City 06, All Counters, All Races  
**OFFICIAL RESULTS**

Registered Voters 750 - Cards Cast 563 75.07%

Num. Report Precinct 1 - Num. Reporting 1 100.00%

STRAIGHT PARTY			
		Total	
Number of Precincts		1	
Precincts Reporting		1	100.0 %
Times Counted		563/750	75.1 %
Total Votes		164	
INDEPENDENT AMERICAN	IAP	6	3.66%
DEMOCRATIC	DEM	17	10.37%
REPUBLICAN	REP	141	85.98%
CONSTITUTION	CON	0	0.00%
LIBERTARIAN	LIB	0	0.00%

U.S. HOUSE OF REP			
		Total	
Number of Precincts		1	
Precincts Reporting		1	100.0 %
Times Counted		563/750	75.1 %
Total Votes		557	
ROB BISHOP	REP	463	83.12%
CRAIG BOWDEN	LIB	23	4.13%
CHADWICK H. FAIRBAN		10	1.80%
PETER C. CLEMENS	DEM	61	10.95%

U.S. PRESIDENT			
		Total	
Number of Precincts		1	
Precincts Reporting		1	100.0 %
Times Counted		563/750	75.1 %
Total Votes		558	
'ROCKY' ROQUE DE LA		1	0.18%
JILL STEIN		0	0.00%
ALYSON KENNEDY		0	0.00%
GARY JOHNSON	LIB	12	2.15%
ROCKY GIORDANI	IAP	2	0.36%
DONALD J. TRUMP	REP	335	60.04%
DARRELL L. CASTLE	CON	8	1.43%
HILLARY RODHAM CLINDEM		50	8.96%
MONICA MOOREHEAD		0	0.00%
EVAN McMULLIN		148	26.52%
Write-in Votes		2	0.36%

GOVERNOR			
		Total	
Number of Precincts		1	
Precincts Reporting		1	100.0 %
Times Counted		563/750	75.1 %
Total Votes		557	
GARY R. HERBERT, SPE REP		472	84.74%
SUPERDELL SCHANZE, CIAP		11	1.97%
BRIAN E KAMERATH, B/LIB		12	2.15%
MIKE WEINHOLTZ, KIM DEM		62	11.13%
Write-in Votes		0	0.00%

ATTY GENERAL			
		Total	
Number of Precincts		1	
Precincts Reporting		1	100.0 %
Times Counted		563/750	75.1 %
Total Votes		542	
MICHAEL W. IsBELL	IAP	11	2.03%
JON V. HARPER	DEM	46	8.49%
SEAN D. REYES	REP	459	84.69%
W. ANDREW McCULLOULIB		26	4.80%

U.S. SENATE			
		Total	
Number of Precincts		1	
Precincts Reporting		1	100.0 %
Times Counted		563/750	75.1 %
Total Votes		552	
MISTY K SNOW	DEM	56	10.14%
BILL BARRON		9	1.63%
STONEY FONUA	IAP	8	1.45%
MIKE LEE	REP	479	86.78%

STATE AUDITOR			
		Total	
Number of Precincts		1	
Precincts Reporting		1	100.0 %
Times Counted		563/750	75.1 %
Total Votes		539	
JOHN DOUGALL	REP	438	81.26%
JARED GREEN	IAP	27	5.01%
MIKE MITCHELL	DEM	74	13.73%

Election Summary Report  
 Box Elder County, Utah  
 General Election  
 November 8, 2016

Date: 11/22/16  
 Time: 06:40:23  
 Page: 2 of 3

Summary For Brigham City 06, All Counters, All Races  
**OFFICIAL RESULTS**

Registered Voters 750 - Cards Cast 563 75.07%

Num. Report Precinct 1 - Num. Reporting 1 100.00%

STATE TREASURER			
			Total
Number of Precincts			1
Precincts Reporting		100.0 %	1
Times Counted	563/750	75.1 %	
Total Votes			536
RICHARD PROCTOR	CON		40 7.46%
NEIL A. HANSEN	DEM		88 16.42%
DAVID DAMSCHEN	REP		408 76.12%

JUDGE CHRISTENSEN BOX ELDER			
			Total
Number of Precincts			1
Precincts Reporting		100.0 %	1
Times Counted	563/750	75.1 %	
Total Votes			525
YES			411 78.29%
NO			114 21.71%

STATE HOUSE DIST 1			
			Total
Number of Precincts			1
Precincts Reporting		100.0 %	1
Times Counted	563/750	75.1 %	
Total Votes			537
SHERRY PHIPPS	CON		80 14.90%
SCOTT SANDALL	REP		457 85.10%

JUDGE CHRISTENSEN GARLAND			
			Total
Number of Precincts			1
Precincts Reporting		100.0 %	1
Times Counted	563/750	75.1 %	
Total Votes			515
YES			399 77.48%
NO			116 22.52%

COMMISSION SEAT C			
			Total
Number of Precincts			1
Precincts Reporting		100.0 %	1
Times Counted	563/750	75.1 %	
Total Votes			519
STAN SUMMERS	REP		519 100.00%

JUDGE CHRISTENSEN TREMONTON			
			Total
Number of Precincts			1
Precincts Reporting		100.0 %	1
Times Counted	563/750	75.1 %	
Total Votes			514
YES			398 77.43%
NO			116 22.57%

BEC SHERIFF			
			Total
Number of Precincts			1
Precincts Reporting		100.0 %	1
Times Counted	563/750	75.1 %	
Total Votes			518
KEVIN POTTER	REP		518 100.00%

JUDGE CHRISTENSEN WILLARD			
			Total
Number of Precincts			1
Precincts Reporting		100.0 %	1
Times Counted	563/750	75.1 %	
Total Votes			518
YES			402 77.61%
NO			116 22.39%

JUDGE BRIAN G. CANNELL			
			Total
Number of Precincts			1
Precincts Reporting		100.0 %	1
Times Counted	563/750	75.1 %	
Total Votes			515
YES			458 88.93%
NO			57 11.07%

JUDGE NELSON MANTUA			
			Total
Number of Precincts			1
Precincts Reporting		100.0 %	1
Times Counted	563/750	75.1 %	
Total Votes			514
YES			453 88.13%
NO			61 11.87%

Election Summary Report  
 Box Elder County, Utah  
 General Election  
 November 8, 2016

Date: 11/22/16  
 Time: 06:40:23  
 Page: 3 of 3

Summary For Brigham City 06, All Counters, All Races  
**OFFICIAL RESULTS**

Registered Voters 750 - Cards Cast 563 75.07%

Num. Report Precinct 1 - Num. Reporting 1 100.00%

BEC SCHOOL BOARD DIST 5		Total
Number of Precincts		1
Precincts Reporting		1 100.0 %
Times Counted	563/750	75.1 %
Total Votes		495
NANCY S. KENNEDY		495 100.00%

Constitutional Amendment A		Total
Number of Precincts		1
Precincts Reporting		1 100.0 %
Times Counted	563/750	75.1 %
Total Votes		516
FOR	340	65.89%
AGAINST	176	34.11%

Constitutional Amendment B		Total
Number of Precincts		1
Precincts Reporting		1 100.0 %
Times Counted	563/750	75.1 %
Total Votes		520
FOR	367	70.58%
AGAINST	153	29.42%

Constitutional Amendment C		Total
Number of Precincts		1
Precincts Reporting		1 100.0 %
Times Counted	563/750	75.1 %
Total Votes		520
FOR	245	47.12%
AGAINST	275	52.88%

Brigham City Official Ballot		Total
Number of Precincts		1
Precincts Reporting		1 100.0 %
Times Counted	563/750	75.1 %
Total Votes		540
FOR THE ISSUANCE OF	147	27.22%
AGAINST THE ISSUANCE OF	393	72.78%

Election Summary Report  
 Box Elder County, Utah  
 General Election  
 November 8, 2016

Date: 11/22/16  
 Time: 06:40:24  
 Page: 1 of 3

Summary For Brigham City 07, All Counters, All Races  
**OFFICIAL RESULTS**

Registered Voters 697 - Cards Cast 496 71.16%

Num. Report Precinct 1 - Num. Reporting 1 100.00%

STRAIGHT PARTY			
		Total	
Number of Precincts		1	
Precincts Reporting		1 100.0 %	
Times Counted	496/697	71.2 %	
Total Votes		134	
INDEPENDENT AMERICAN	IAP	6	4.48%
DEMOCRATIC	DEM	25	18.66%
REPUBLICAN	REP	98	73.13%
CONSTITUTION	CON	2	1.49%
LIBERTARIAN	LIB	3	2.24%

U.S. HOUSE OF REP			
		Total	
Number of Precincts		1	
Precincts Reporting		1 100.0 %	
Times Counted	496/697	71.2 %	
Total Votes		487	
ROB BISHOP	REP	356	73.10%
CRAIG BOWDEN	LIB	25	5.13%
CHADWICK H. FAIRBAN		11	2.26%
PETER C. CLEMENS	DEM	95	19.51%

U.S. PRESIDENT			
		Total	
Number of Precincts		1	
Precincts Reporting		1 100.0 %	
Times Counted	496/697	71.2 %	
Total Votes		491	
'ROCKY' ROQUE DE LA		2	0.41%
JILL STEIN		6	1.22%
ALYSON KENNEDY		0	0.00%
GARY JOHNSON	LIB	24	4.89%
ROCKY GIORDANI	IAP	2	0.41%
DONALD J. TRUMP	REP	250	50.92%
DARRELL L. CASTLE	CON	8	1.63%
HILLARY RODHAM CLINDEM		76	15.48%
MONICA MOOREHEAD		1	0.20%
EVAN McMULLIN		121	24.64%
Write-in Votes		1	0.20%

GOVERNOR			
		Total	
Number of Precincts		1	
Precincts Reporting		1 100.0 %	
Times Counted	496/697	71.2 %	
Total Votes		487	
GARY R. HERBERT, SPE REP		378	77.62%
SUPERDELL SCHANZE, IAP		9	1.85%
BRIAN E KAMERATH, B/LIB		17	3.49%
MIKE WEINHOLTZ, KIM DEM		83	17.04%
Write-in Votes		0	0.00%

U.S. SENATE			
		Total	
Number of Precincts		1	
Precincts Reporting		1 100.0 %	
Times Counted	496/697	71.2 %	
Total Votes		483	
MISTY K SNOW	DEM	88	18.22%
BILL BARRON		21	4.35%
STONEY FONUA	IAP	11	2.28%
MIKE LEE	REP	363	75.16%

ATTY GENERAL			
		Total	
Number of Precincts		1	
Precincts Reporting		1 100.0 %	
Times Counted	496/697	71.2 %	
Total Votes		473	
MICHAEL W. IsBELL	IAP	17	3.59%
JON V. HARPER	DEM	67	14.16%
SEAN D. REYES	REP	341	72.09%
W. ANDREW McCULLOULIB		48	10.15%

STATE AUDITOR			
		Total	
Number of Precincts		1	
Precincts Reporting		1 100.0 %	
Times Counted	496/697	71.2 %	
Total Votes		470	
JOHN DOUGALL	REP	319	67.87%
JARED GREEN	IAP	48	10.21%
MIKE MITCHELL	DEM	103	21.91%

Election Summary Report  
 Box Elder County, Utah  
 General Election  
 November 8, 2016

Date: 11/22/16  
 Time: 06:40:24  
 Page: 2 of 3

Summary For Brigham City 07, All Counters, All Races  
**OFFICIAL RESULTS**

Registered Voters 697 - Cards Cast 496 71.16%

Num. Report Precinct 1 - Num. Reporting 1 100.00%

STATE TREASURER			
			Total
Number of Precincts			1
Precincts Reporting		100.0 %	1
Times Counted	496/697	71.2 %	
Total Votes			468
RICHARD PROCTOR	CON		53 11.32%
NEIL A. HANSEN	DEM		101 21.58%
DAVID DAMSCHEN	REP		314 67.09%

JUDGE CHRISTENSEN BOX ELDER			
			Total
Number of Precincts			1
Precincts Reporting		100.0 %	1
Times Counted	496/697	71.2 %	
Total Votes			453
YES			311 68.65%
NO			142 31.35%

STATE HOUSE DIST 1			
			Total
Number of Precincts			1
Precincts Reporting		100.0 %	1
Times Counted	496/697	71.2 %	
Total Votes			459
SHERRY PHIPPS	CON		109 23.75%
SCOTT SANDALL	REP		350 76.25%

JUDGE CHRISTENSEN GARLAND			
			Total
Number of Precincts			1
Precincts Reporting		100.0 %	1
Times Counted	496/697	71.2 %	
Total Votes			447
YES			312 69.80%
NO			135 30.20%

COMMISSION SEAT C			
			Total
Number of Precincts			1
Precincts Reporting		100.0 %	1
Times Counted	496/697	71.2 %	
Total Votes			443
STAN SUMMERS	REP		443 100.00%

JUDGE CHRISTENSEN TREMONTON			
			Total
Number of Precincts			1
Precincts Reporting		100.0 %	1
Times Counted	496/697	71.2 %	
Total Votes			447
YES			311 69.57%
NO			136 30.43%

BEC SHERIFF			
			Total
Number of Precincts			1
Precincts Reporting		100.0 %	1
Times Counted	496/697	71.2 %	
Total Votes			433
KEVIN POTTER	REP		433 100.00%

JUDGE CHRISTENSEN WILLARD			
			Total
Number of Precincts			1
Precincts Reporting		100.0 %	1
Times Counted	496/697	71.2 %	
Total Votes			451
YES			309 68.51%
NO			142 31.49%

JUDGE BRIAN G. CANNELL			
			Total
Number of Precincts			1
Precincts Reporting		100.0 %	1
Times Counted	496/697	71.2 %	
Total Votes			437
YES			372 85.13%
NO			65 14.87%

JUDGE NELSON MANTUA			
			Total
Number of Precincts			1
Precincts Reporting		100.0 %	1
Times Counted	496/697	71.2 %	
Total Votes			441
YES			358 81.18%
NO			83 18.82%

Election Summary Report  
 Box Elder County, Utah  
 General Election  
 November 8, 2016

Date: 11/22/16  
 Time: 06:40:24  
 Page: 3 of 3

Summary For Brigham City 07, All Counters, All Races  
**OFFICIAL RESULTS**

Registered Voters 697 - Cards Cast 496 71.16%

Num. Report Precinct 1 - Num. Reporting 1 100.00%

BEC SCHOOL BOARD DIST 5		
	Total	
Number of Precincts	1	
Precincts Reporting	1	100.0 %
Times Counted	496/697	71.2 %
Total Votes	433	
NANCY S. KENNEDY	433	100.00%

Constitutional Amendment A		
	Total	
Number of Precincts	1	
Precincts Reporting	1	100.0 %
Times Counted	496/697	71.2 %
Total Votes	449	
FOR	258	57.46%
AGAINST	191	42.54%

Constitutional Amendment B		
	Total	
Number of Precincts	1	
Precincts Reporting	1	100.0 %
Times Counted	496/697	71.2 %
Total Votes	449	
FOR	257	57.24%
AGAINST	192	42.76%

Constitutional Amendment C		
	Total	
Number of Precincts	1	
Precincts Reporting	1	100.0 %
Times Counted	496/697	71.2 %
Total Votes	449	
FOR	188	41.87%
AGAINST	261	58.13%

Brigham City Official Ballot		
	Total	
Number of Precincts	1	
Precincts Reporting	1	100.0 %
Times Counted	496/697	71.2 %
Total Votes	468	
FOR THE ISSUANCE OF	134	28.63%
AGAINST THE ISSUANCE	334	71.37%



Election Summary Report  
 Box Elder County, Utah  
 General Election  
 November 8, 2016

Date: 11/22/16  
 Time: 06:40:24  
 Page: 1 of 3

Summary For Brigham City 08, All Counters, All Races  
**OFFICIAL RESULTS**

Registered Voters 411 - Cards Cast 270 65.69%

Num. Report Precinct 1 - Num. Reporting 1 100.00%

STRAIGHT PARTY			
			Total
Number of Precincts			1
Precincts Reporting		1 100.0 %	
Times Counted	270/411	65.7 %	
Total Votes			99
INDEPENDENT AMERICAN	IAP	4 4.04%	
DEMOCRATIC	DEM	24 24.24%	
REPUBLICAN	REP	66 66.67%	
CONSTITUTION	CON	2 2.02%	
LIBERTARIAN	LIB	3 3.03%	

U.S. HOUSE OF REP			
			Total
Number of Precincts			1
Precincts Reporting		1 100.0 %	
Times Counted	270/411	65.7 %	
Total Votes			265
ROB BISHOP	REP	196 73.96%	
CRAIG BOWDEN	LIB	13 4.91%	
CHADWICK H. FAIRBAN		9 3.40%	
PETER C. CLEMENS	DEM	47 17.74%	

U.S. PRESIDENT			
			Total
Number of Precincts			1
Precincts Reporting		1 100.0 %	
Times Counted	270/411	65.7 %	
Total Votes			269
'ROCKY' ROQUE DE LA		0 0.00%	
JILL STEIN		0 0.00%	
ALYSON KENNEDY		0 0.00%	
GARY JOHNSON	LIB	7 2.60%	
ROCKY GIORDANI	IAP	0 0.00%	
DONALD J. TRUMP	REP	133 49.44%	
DARRELL L. CASTLE	CON	4 1.49%	
HILLARY RODHAM CLINDEM		55 20.45%	
MONICA MOOREHEAD		0 0.00%	
EVAN McMULLIN		66 24.54%	
Write-in Votes		4 1.49%	

GOVERNOR			
			Total
Number of Precincts			1
Precincts Reporting		1 100.0 %	
Times Counted	270/411	65.7 %	
Total Votes			267
GARY R. HERBERT, SPE REP		204 76.40%	
SUPERDELL SCHANZE, CIAP		4 1.50%	
BRIAN E KAMERATH, B/LIB		13 4.87%	
MIKE WEINHOLTZ, KIM DEM		46 17.23%	
Write-in Votes		0 0.00%	

U.S. SENATE			
			Total
Number of Precincts			1
Precincts Reporting		1 100.0 %	
Times Counted	270/411	65.7 %	
Total Votes			264
MISTY K SNOW	DEM	46 17.42%	
BILL BARRON		7 2.65%	
STONEY FONUA	IAP	8 3.03%	
MIKE LEE	REP	203 76.89%	

ATTY GENERAL			
			Total
Number of Precincts			1
Precincts Reporting		1 100.0 %	
Times Counted	270/411	65.7 %	
Total Votes			263
MICHAEL W. IsBELL	IAP	17 6.46%	
JON V. HARPER	DEM	54 20.53%	
SEAN D. REYES	REP	175 66.54%	
W. ANDREW McCULLOULIB		17 6.46%	

STATE AUDITOR			
			Total
Number of Precincts			1
Precincts Reporting		1 100.0 %	
Times Counted	270/411	65.7 %	
Total Votes			257
JOHN DOUGALL	REP	172 66.93%	
JARED GREEN	IAP	23 8.95%	
MIKE MITCHELL	DEM	62 24.12%	

Election Summary Report  
 Box Elder County, Utah  
 General Election  
 November 8, 2016

Date: 11/22/16  
 Time: 06:40:24  
 Page: 2 of 3

Summary For Brigham City 08, All Counters, All Races  
**OFFICIAL RESULTS**

Registered Voters 411 - Cards Cast 270 65.69%

Num. Report Precinct 1 - Num. Reporting 1 100.00%

STATE TREASURER			
			Total
Number of Precincts			1
Precincts Reporting		1	100.0 %
Times Counted	270/411		65.7 %
Total Votes			256
RICHARD PROCTOR	CON	28	10.94%
NEIL A. HANSEN	DEM	68	26.56%
DAVID DAMSCHEN	REP	160	62.50%

JUDGE CHRISTENSEN BOX ELDER			
			Total
Number of Precincts			1
Precincts Reporting		1	100.0 %
Times Counted	270/411		65.7 %
Total Votes			256
YES		180	70.31%
NO		76	29.69%

STATE HOUSE DIST 29			
			Total
Number of Precincts			1
Precincts Reporting		1	100.0 %
Times Counted	270/411		65.7 %
Total Votes			264
LEE B. PERRY	REP	206	78.03%
ANGELA B. URREA	DEM	58	21.97%

JUDGE CHRISTENSEN GARLAND			
			Total
Number of Precincts			1
Precincts Reporting		1	100.0 %
Times Counted	270/411		65.7 %
Total Votes			249
YES		180	72.29%
NO		69	27.71%

COMMISSION SEAT C			
			Total
Number of Precincts			1
Precincts Reporting		1	100.0 %
Times Counted	270/411		65.7 %
Total Votes			238
STAN SUMMERS	REP	238	100.00%

JUDGE CHRISTENSEN TREMONTON			
			Total
Number of Precincts			1
Precincts Reporting		1	100.0 %
Times Counted	270/411		65.7 %
Total Votes			249
YES		178	71.49%
NO		71	28.51%

BEC SHERIFF			
			Total
Number of Precincts			1
Precincts Reporting		1	100.0 %
Times Counted	270/411		65.7 %
Total Votes			242
KEVIN POTTER	REP	242	100.00%

JUDGE CHRISTENSEN WILLARD			
			Total
Number of Precincts			1
Precincts Reporting		1	100.0 %
Times Counted	270/411		65.7 %
Total Votes			249
YES		176	70.68%
NO		73	29.32%

JUDGE BRIAN G. CANNELL			
			Total
Number of Precincts			1
Precincts Reporting		1	100.0 %
Times Counted	270/411		65.7 %
Total Votes			242
YES		205	84.71%
NO		37	15.29%

JUDGE NELSON MANTUA			
			Total
Number of Precincts			1
Precincts Reporting		1	100.0 %
Times Counted	270/411		65.7 %
Total Votes			242
YES		198	81.82%
NO		44	18.18%

Election Summary Report  
 Box Elder County, Utah  
 General Election  
 November 8, 2016

Date:11/22/16  
 Time:06:40:24  
 Page:3 of 3

Summary For Brigham City 08, All Counters, All Races  
**OFFICIAL RESULTS**

Registered Voters 411 - Cards Cast 270 65.69%

Num. Report Precinct 1 - Num. Reporting 1 100.00%

BEC SCHOOL BOARD DIST 6		Total
Number of Precincts		1
Precincts Reporting	1	100.0 %
Times Counted	270/411	65.7 %
Total Votes		228
BRYAN DEE SMITH	228	100.00%

Constitutional Amendment A		Total
Number of Precincts		1
Precincts Reporting	1	100.0 %
Times Counted	270/411	65.7 %
Total Votes		254
FOR	154	60.63%
AGAINST	100	39.37%

Constitutional Amendment B		Total
Number of Precincts		1
Precincts Reporting	1	100.0 %
Times Counted	270/411	65.7 %
Total Votes		255
FOR	153	60.00%
AGAINST	102	40.00%

Constitutional Amendment C		Total
Number of Precincts		1
Precincts Reporting	1	100.0 %
Times Counted	270/411	65.7 %
Total Votes		257
FOR	104	40.47%
AGAINST	153	59.53%

Brigham City Official Ballot		Total
Number of Precincts		1
Precincts Reporting	1	100.0 %
Times Counted	270/411	65.7 %
Total Votes		265
FOR THE ISSUANCE OF	86	32.45%
AGAINST THE ISSUANCE	179	67.55%

Election Summary Report  
 Box Elder County, Utah  
 General Election  
 November 8, 2016

Date: 11/22/16  
 Time: 06:40:25  
 Page: 1 of 3

Summary For Brigham City 09, All Counters, All Races  
**OFFICIAL RESULTS**

Registered Voters 376 - Cards Cast 281 74.73%

Num. Report Precinct 1 - Num. Reporting 1 100.00%

STRAIGHT PARTY			
		Total	
Number of Precincts		1	
Precincts Reporting		1	100.0 %
Times Counted		281/376	74.7 %
Total Votes		71	
INDEPENDENT AMERICAN		6	8.45%
DEMOCRATIC	DEM	10	14.08%
REPUBLICAN	REP	55	77.46%
CONSTITUTION	CON	0	0.00%
LIBERTARIAN	LIB	0	0.00%

U.S. HOUSE OF REP			
		Total	
Number of Precincts		1	
Precincts Reporting		1	100.0 %
Times Counted		281/376	74.7 %
Total Votes		276	
ROB BISHOP	REP	211	76.45%
CRAIG BOWDEN	LIB	18	6.52%
CHADWICK H. FAIRBAN		17	6.16%
PETER C. CLEMENS	DEM	30	10.87%

U.S. PRESIDENT			
		Total	
Number of Precincts		1	
Precincts Reporting		1	100.0 %
Times Counted		281/376	74.7 %
Total Votes		276	
'ROCKY' ROQUE DE LA		0	0.00%
JILL STEIN		1	0.36%
ALYSON KENNEDY		0	0.00%
GARY JOHNSON	LIB	4	1.45%
ROCKY GIORDANI	IAP	2	0.72%
DONALD J. TRUMP	REP	166	60.14%
DARRELL L. CASTLE	CON	3	1.09%
HILLARY RODHAM CLINDEM		35	12.68%
MONICA MOOREHEAD		1	0.36%
EVAN McMULLIN		61	22.10%
Write-in Votes		3	1.09%

GOVERNOR			
		Total	
Number of Precincts		1	
Precincts Reporting		1	100.0 %
Times Counted		281/376	74.7 %
Total Votes		278	
GARY R. HERBERT, SPE REP		227	81.65%
SUPERDELL SCHANZE, CIAP		5	1.80%
BRIAN E KAMERATH, B/LIB		7	2.52%
MIKE WEINHOLTZ, KIM DEM		39	14.03%
Write-in Votes		0	0.00%

U.S. SENATE			
		Total	
Number of Precincts		1	
Precincts Reporting		1	100.0 %
Times Counted		281/376	74.7 %
Total Votes		272	
MISTY K SNOW	DEM	39	14.34%
BILL BARRON		8	2.94%
STONE Y FONUA	IAP	9	3.31%
MIKE LEE	REP	216	79.41%

ATTY GENERAL			
		Total	
Number of Precincts		1	
Precincts Reporting		1	100.0 %
Times Counted		281/376	74.7 %
Total Votes		271	
MICHAEL W. ISBELL	IAP	9	3.32%
JON V. HARPER	DEM	35	12.92%
SEAN D. REYES	REP	208	76.75%
W. ANDREW McCULLOULIB		19	7.01%

STATE AUDITOR			
		Total	
Number of Precincts		1	
Precincts Reporting		1	100.0 %
Times Counted		281/376	74.7 %
Total Votes		262	
JOHN DOUGALL	REP	200	76.34%
JARED GREEN	IAP	18	6.87%
MIKE MITCHELL	DEM	44	16.79%

Election Summary Report  
 Box Elder County, Utah  
 General Election  
 November 8, 2016

Date: 11/22/16  
 Time: 06:40:25  
 Page: 2 of 3

Summary For Brigham City 09, All Counters, All Races  
**OFFICIAL RESULTS**

Registered Voters 376 - Cards Cast 281 74.73%

Num. Report Precinct 1 - Num. Reporting 1 100.00%

STATE TREASURER			
			Total
Number of Precincts			1
Precincts Reporting		100.0 %	1
Times Counted	281/376	74.7 %	
Total Votes			261
RICHARD PROCTOR	CON		24 9.20%
NEIL A. HANSEN	DEM		54 20.69%
DAVID DAMSCHEN	REP		183 70.11%

JUDGE CHRISTENSEN BOX ELDER			
			Total
Number of Precincts			1
Precincts Reporting		100.0 %	1
Times Counted	281/376	74.7 %	
Total Votes			259
YES			203 78.38%
NO			56 21.62%

STATE HOUSE DIST 29			
			Total
Number of Precincts			1
Precincts Reporting		100.0 %	1
Times Counted	281/376	74.7 %	
Total Votes			268
LEE B. PERRY	REP		228 85.07%
ANGELA B. URREA	DEM		40 14.93%

JUDGE CHRISTENSEN GARLAND			
			Total
Number of Precincts			1
Precincts Reporting		100.0 %	1
Times Counted	281/376	74.7 %	
Total Votes			253
YES			195 77.08%
NO			58 22.92%

COMMISSION SEAT C			
			Total
Number of Precincts			1
Precincts Reporting		100.0 %	1
Times Counted	281/376	74.7 %	
Total Votes			245
STAN SUMMERS	REP		245 100.00%

JUDGE CHRISTENSEN TREMONTON			
			Total
Number of Precincts			1
Precincts Reporting		100.0 %	1
Times Counted	281/376	74.7 %	
Total Votes			252
YES			195 77.38%
NO			57 22.62%

BEC SHERIFF			
			Total
Number of Precincts			1
Precincts Reporting		100.0 %	1
Times Counted	281/376	74.7 %	
Total Votes			250
KEVIN POTTER	REP		250 100.00%

JUDGE CHRISTENSEN WILLARD			
			Total
Number of Precincts			1
Precincts Reporting		100.0 %	1
Times Counted	281/376	74.7 %	
Total Votes			256
YES			198 77.34%
NO			58 22.66%

JUDGE BRIAN G. CANNELL			
			Total
Number of Precincts			1
Precincts Reporting		100.0 %	1
Times Counted	281/376	74.7 %	
Total Votes			248
YES			214 86.29%
NO			34 13.71%

JUDGE NELSON MANTUA			
			Total
Number of Precincts			1
Precincts Reporting		100.0 %	1
Times Counted	281/376	74.7 %	
Total Votes			254
YES			215 84.65%
NO			39 15.35%

Election Summary Report  
 Box Elder County, Utah  
 General Election  
 November 8, 2016

Date:11/22/16  
 Time:06:40:25  
 Page:3 of 3

Summary For Brigham City 09, All Counters, All Races  
**OFFICIAL RESULTS**

Registered Voters 376 - Cards Cast 281 74.73%

Num. Report Precinct 1 - Num. Reporting 1 100.00%

BEC SCHOOL BOARD DIST 6		Total	
Number of Precincts	1		
Precincts Reporting	1	100.0 %	
Times Counted	281/376	74.7 %	
Total Votes	233		
BRYAN DEE SMITH	233	100.00%	

Constitutional Amendment A		Total	
Number of Precincts	1		
Precincts Reporting	1	100.0 %	
Times Counted	281/376	74.7 %	
Total Votes	262		
FOR	160	61.07%	
AGAINST	102	38.93%	

Constitutional Amendment B		Total	
Number of Precincts	1		
Precincts Reporting	1	100.0 %	
Times Counted	281/376	74.7 %	
Total Votes	265		
FOR	165	62.26%	
AGAINST	100	37.74%	

Constitutional Amendment C		Total	
Number of Precincts	1		
Precincts Reporting	1	100.0 %	
Times Counted	281/376	74.7 %	
Total Votes	267		
FOR	102	38.20%	
AGAINST	165	61.80%	

Brigham City Official Ballot		Total	
Number of Precincts	1		
Precincts Reporting	1	100.0 %	
Times Counted	281/376	74.7 %	
Total Votes	274		
FOR THE ISSUANCE OF	69	25.18%	
AGAINST THE ISSUANCE	205	74.82%	

Election Summary Report  
 Box Elder County, Utah  
 General Election  
 November 8, 2016

Date: 11/22/16  
 Time: 06:40:26  
 Page: 1 of 3

Summary For Brigham City 10, All Counters, All Races  
**OFFICIAL RESULTS**

Registered Voters 630 - Cards Cast 486 77.14%

Num. Report Precinct 1 - Num. Reporting 1 100.00%

STRAIGHT PARTY			
		Total	
Number of Precincts		1	
Precincts Reporting		1	100.0 %
Times Counted		486/630	77.1 %
Total Votes		148	
INDEPENDENT AMERICAN	IAP	8	5.41%
DEMOCRATIC	DEM	14	9.46%
REPUBLICAN	REP	122	82.43%
CONSTITUTION	CON	0	0.00%
LIBERTARIAN	LIB	4	2.70%

U.S. HOUSE OF REP			
		Total	
Number of Precincts		1	
Precincts Reporting		1	100.0 %
Times Counted		486/630	77.1 %
Total Votes		477	
ROB BISHOP	REP	391	81.97%
CRAIG BOWDEN	LIB	15	3.14%
CHADWICK H. FAIRBAN		4	0.84%
PETER C. CLEMENS	DEM	67	14.05%

U.S. PRESIDENT			
		Total	
Number of Precincts		1	
Precincts Reporting		1	100.0 %
Times Counted		486/630	77.1 %
Total Votes		483	
'ROCKY' ROQUE DE LA		0	0.00%
JILL STEIN		3	0.62%
ALYSON KENNEDY		1	0.21%
GARY JOHNSON	LIB	12	2.48%
ROCKY GIORDANI	IAP	3	0.62%
DONALD J. TRUMP	REP	281	58.18%
DARRELL L. CASTLE	CON	7	1.45%
HILLARY RODHAM CLINDEM		62	12.84%
MONICA MOOREHEAD		0	0.00%
EVAN McMULLIN		108	22.36%
Write-in Votes		6	1.24%

GOVERNOR			
		Total	
Number of Precincts		1	
Precincts Reporting		1	100.0 %
Times Counted		486/630	77.1 %
Total Votes		480	
GARY R. HERBERT, SPE	REP	416	86.67%
SUPERDELL SCHANZE, CIAP		10	2.08%
BRIAN E KAMERATH, B/LIB		5	1.04%
MIKE WEINHOLTZ, KIM	DEM	48	10.00%
Write-in Votes		1	0.21%

U.S. SENATE			
		Total	
Number of Precincts		1	
Precincts Reporting		1	100.0 %
Times Counted		486/630	77.1 %
Total Votes		477	
MISTY K SNOW	DEM	52	10.90%
BILL BARRON		11	2.31%
STONE Y FONUA	IAP	12	2.52%
MIKE LEE	REP	402	84.28%

ATTY GENERAL			
		Total	
Number of Precincts		1	
Precincts Reporting		1	100.0 %
Times Counted		486/630	77.1 %
Total Votes		468	
MICHAEL W. ISBELL	IAP	11	2.35%
JON V. HARPER	DEM	53	11.32%
SEAN D. REYES	REP	380	81.20%
W. ANDREW McCULLOULIB		24	5.13%

STATE AUDITOR			
		Total	
Number of Precincts		1	
Precincts Reporting		1	100.0 %
Times Counted		486/630	77.1 %
Total Votes		459	
JOHN DOUGALL	REP	354	77.12%
JARED GREEN	IAP	34	7.41%
MIKE MITCHELL	DEM	71	15.47%

Election Summary Report  
 Box Elder County, Utah  
 General Election  
 November 8, 2016

Date:11/22/16  
 Time:06:40:26  
 Page:2 of 3

Summary For Brigham City 10, All Counters, All Races  
**OFFICIAL RESULTS**

Registered Voters 630 - Cards Cast 486 77.14%

Num. Report Precinct 1 - Num. Reporting 1 100.00%

STATE TREASURER			
			Total
Number of Precincts			1
Precincts Reporting		100.0 %	1
Times Counted	486/630	77.1 %	
Total Votes			456
RICHARD PROCTOR	CON	31	6.80%
NEIL A. HANSEN	DEM	83	18.20%
DAVID DAMSCHEN	REP	342	75.00%

JUDGE CHRISTENSEN BOX ELDER			
			Total
Number of Precincts			1
Precincts Reporting		100.0 %	1
Times Counted	486/630	77.1 %	
Total Votes			445
YES			327 73.48%
NO			118 26.52%

STATE HOUSE DIST 29			
			Total
Number of Precincts			1
Precincts Reporting		100.0 %	1
Times Counted	486/630	77.1 %	
Total Votes			473
LEE B. PERRY	REP	419	88.58%
ANGELA B. URREA	DEM	54	11.42%

JUDGE CHRISTENSEN GARLAND			
			Total
Number of Precincts			1
Precincts Reporting		100.0 %	1
Times Counted	486/630	77.1 %	
Total Votes			431
YES			317 73.55%
NO			114 26.45%

COMMISSION SEAT C			
			Total
Number of Precincts			1
Precincts Reporting		100.0 %	1
Times Counted	486/630	77.1 %	
Total Votes			435
STAN SUMMERS	REP	435	100.00%

JUDGE CHRISTENSEN TREMONTON			
			Total
Number of Precincts			1
Precincts Reporting		100.0 %	1
Times Counted	486/630	77.1 %	
Total Votes			431
YES			316 73.32%
NO			115 26.68%

BEC SHERIFF			
			Total
Number of Precincts			1
Precincts Reporting		100.0 %	1
Times Counted	486/630	77.1 %	
Total Votes			439
KEVIN POTTER	REP	439	100.00%

JUDGE CHRISTENSEN WILLARD			
			Total
Number of Precincts			1
Precincts Reporting		100.0 %	1
Times Counted	486/630	77.1 %	
Total Votes			438
YES			319 72.83%
NO			119 27.17%

JUDGE BRIAN G. CANNELL			
			Total
Number of Precincts			1
Precincts Reporting		100.0 %	1
Times Counted	486/630	77.1 %	
Total Votes			423
YES			364 86.05%
NO			59 13.95%

JUDGE NELSON MANTUA			
			Total
Number of Precincts			1
Precincts Reporting		100.0 %	1
Times Counted	486/630	77.1 %	
Total Votes			428
YES			357 83.41%
NO			71 16.59%



Election Summary Report  
 Box Elder County, Utah  
 General Election  
 November 8, 2016

Date:11/22/16  
 Time:06:40:26  
 Page:3 of 3

Summary For Brigham City 10, All Counters, All Races  
**OFFICIAL RESULTS**

Registered Voters 630 - Cards Cast 486 77.14%

Num. Report Precinct 1 - Num. Reporting 1 100.00%

BEC SCHOOL BOARD DIST 6		
	Total	
Number of Precincts	1	
Precincts Reporting	1	100.0 %
Times Counted	486/630	77.1 %
Total Votes	413	
BRYAN DEE SMITH	413	100.00%

Constitutional Amendment A		
	Total	
Number of Precincts	1	
Precincts Reporting	1	100.0 %
Times Counted	486/630	77.1 %
Total Votes	448	
FOR	296	66.07%
AGAINST	152	33.93%

Constitutional Amendment B		
	Total	
Number of Precincts	1	
Precincts Reporting	1	100.0 %
Times Counted	486/630	77.1 %
Total Votes	451	
FOR	311	68.96%
AGAINST	140	31.04%

Constitutional Amendment C		
	Total	
Number of Precincts	1	
Precincts Reporting	1	100.0 %
Times Counted	486/630	77.1 %
Total Votes	445	
FOR	210	47.19%
AGAINST	235	52.81%

Brigham City Official Ballot		
	Total	
Number of Precincts	1	
Precincts Reporting	1	100.0 %
Times Counted	486/630	77.1 %
Total Votes	465	
FOR THE ISSUANCE OF	153	32.90%
AGAINST THE ISSUANCE	312	67.10%

Election Summary Report  
 Box Elder County, Utah  
 General Election  
 November 8, 2016

Date: 11/22/16  
 Time: 06:40:27  
 Page: 1 of 3

Summary For Brigham City 11, All Counters, All Races  
**OFFICIAL RESULTS**

Registered Voters 496 - Cards Cast 364 73.39%

Num. Report Precinct 1 - Num. Reporting 1 100.00%

STRAIGHT PARTY			
		Total	
Number of Precincts		1	
Precincts Reporting		1 100.0 %	
Times Counted		364/496	73.4 %
Total Votes		109	
INDEPENDENT AMERICAN	IAP	5	4.59%
DEMOCRATIC	DEM	21	19.27%
REPUBLICAN	REP	83	76.15%
CONSTITUTION	CON	0	0.00%
LIBERTARIAN	LIB	0	0.00%

U.S. HOUSE OF REP			
		Total	
Number of Precincts		1	
Precincts Reporting		1 100.0 %	
Times Counted		364/496	73.4 %
Total Votes		360	
ROB BISHOP	REP	255	70.83%
CRAIG BOWDEN	LIB	31	8.61%
CHADWICK H. FAIRBAN		7	1.94%
PETER C. CLEMENS	DEM	67	18.61%

U.S. PRESIDENT			
		Total	
Number of Precincts		1	
Precincts Reporting		1 100.0 %	
Times Counted		364/496	73.4 %
Total Votes		358	
'ROCKY' ROQUE DE LA		0	0.00%
JILL STEIN		1	0.28%
ALYSON KENNEDY		0	0.00%
GARY JOHNSON	LIB	18	5.03%
ROCKY GIORDANI	IAP	1	0.28%
DONALD J. TRUMP	REP	206	57.54%
DARRELL L. CASTLE	CON	1	0.28%
HILLARY RODHAM CLINDEM		54	15.08%
MONICA MOOREHEAD		0	0.00%
EVAN McMULLIN		76	21.23%
Write-in Votes		1	0.28%

GOVERNOR			
		Total	
Number of Precincts		1	
Precincts Reporting		1 100.0 %	
Times Counted		364/496	73.4 %
Total Votes		359	
GARY R. HERBERT, SPE REP		281	78.27%
SUPERDELL SCHANZE, CIAP		8	2.23%
BRIAN E KAMERATH, B/LIB		15	4.18%
MIKE WEINHOLTZ, KIM DEM		55	15.32%
Write-in Votes		0	0.00%

U.S. SENATE			
		Total	
Number of Precincts		1	
Precincts Reporting		1 100.0 %	
Times Counted		364/496	73.4 %
Total Votes		352	
MISTY K SNOW	DEM	57	16.19%
BILL BARRON		8	2.27%
STONEY FONUA	IAP	6	1.70%
MIKE LEE	REP	281	79.83%

ATTY GENERAL			
		Total	
Number of Precincts		1	
Precincts Reporting		1 100.0 %	
Times Counted		364/496	73.4 %
Total Votes		350	
MICHAEL W. IsBELL	IAP	12	3.43%
JON V. HARPER	DEM	47	13.43%
SEAN D. REYES	REP	264	75.43%
W. ANDREW McCULLOULIB		27	7.71%

STATE AUDITOR			
		Total	
Number of Precincts		1	
Precincts Reporting		1 100.0 %	
Times Counted		364/496	73.4 %
Total Votes		349	
JOHN DOUGALL	REP	258	73.93%
JARED GREEN	IAP	27	7.74%
MIKE MITCHELL	DEM	64	18.34%

Election Summary Report  
 Box Elder County, Utah  
 General Election  
 November 8, 2016

Date: 11/22/16  
 Time: 06:40:27  
 Page: 2 of 3

Summary For Brigham City 11, All Counters, All Races  
**OFFICIAL RESULTS**

Registered Voters 496 - Cards Cast 364 73.39%

Num. Report Precinct 1 - Num. Reporting 1 100.00%

STATE TREASURER			
			Total
Number of Precincts			1
Precincts Reporting		100.0 %	1
Times Counted	364/496	73.4 %	
Total Votes			344
RICHARD PROCTOR	CON		23 6.69%
NEIL A. HANSEN	DEM		82 23.84%
DAVID DAMSCHEN	REP		239 69.48%

JUDGE CHRISTENSEN BOX ELDER			
			Total
Number of Precincts			1
Precincts Reporting		100.0 %	1
Times Counted	364/496	73.4 %	
Total Votes			334
YES			249 74.55%
NO			85 25.45%

STATE HOUSE DIST 29			
			Total
Number of Precincts			1
Precincts Reporting		100.0 %	1
Times Counted	364/496	73.4 %	
Total Votes			353
LEE B. PERRY	REP		298 84.42%
ANGELA B. URREA	DEM		55 15.58%

JUDGE CHRISTENSEN GARLAND			
			Total
Number of Precincts			1
Precincts Reporting		100.0 %	1
Times Counted	364/496	73.4 %	
Total Votes			326
YES			241 73.93%
NO			85 26.07%

COMMISSION SEAT C			
			Total
Number of Precincts			1
Precincts Reporting		100.0 %	1
Times Counted	364/496	73.4 %	
Total Votes			322
STAN SUMMERS	REP		322 100.00%

JUDGE CHRISTENSEN TREMONTON			
			Total
Number of Precincts			1
Precincts Reporting		100.0 %	1
Times Counted	364/496	73.4 %	
Total Votes			325
YES			239 73.54%
NO			86 26.46%

BEC SHERIFF			
			Total
Number of Precincts			1
Precincts Reporting		100.0 %	1
Times Counted	364/496	73.4 %	
Total Votes			315
KEVIN POTTER	REP		315 100.00%

JUDGE CHRISTENSEN WILLARD			
			Total
Number of Precincts			1
Precincts Reporting		100.0 %	1
Times Counted	364/496	73.4 %	
Total Votes			330
YES			240 72.73%
NO			90 27.27%

JUDGE BRIAN G. CANNELL			
			Total
Number of Precincts			1
Precincts Reporting		100.0 %	1
Times Counted	364/496	73.4 %	
Total Votes			324
YES			273 84.26%
NO			51 15.74%

JUDGE NELSON MANTUA			
			Total
Number of Precincts			1
Precincts Reporting		100.0 %	1
Times Counted	364/496	73.4 %	
Total Votes			323
YES			261 80.80%
NO			62 19.20%

Election Summary Report  
 Box Elder County, Utah  
 General Election  
 November 8, 2016

Date: 11/22/16  
 Time: 06:40:27  
 Page: 3 of 3

Summary For Brigham City 11, All Counters, All Races  
 OFFICIAL RESULTS

Registered Voters 496 - Cards Cast 364 73.39%

Num. Report Precinct 1 - Num. Reporting 1 100.00%

BEC SCHOOL BOARD DIST 6		Total
Number of Precincts		1
Precincts Reporting		1 100.0 %
Times Counted	364/496	73.4 %
Total Votes		301
BRYAN DEE SMITH		301 100.00%

Constitutional Amendment A		Total
Number of Precincts		1
Precincts Reporting		1 100.0 %
Times Counted	364/496	73.4 %
Total Votes		340
FOR	211	62.06%
AGAINST	129	37.94%

Constitutional Amendment B		Total
Number of Precincts		1
Precincts Reporting		1 100.0 %
Times Counted	364/496	73.4 %
Total Votes		337
FOR	211	62.61%
AGAINST	126	37.39%

Constitutional Amendment C		Total
Number of Precincts		1
Precincts Reporting		1 100.0 %
Times Counted	364/496	73.4 %
Total Votes		339
FOR	147	43.36%
AGAINST	192	56.64%

Brigham City Official Ballot		Total
Number of Precincts		1
Precincts Reporting		1 100.0 %
Times Counted	364/496	73.4 %
Total Votes		350
FOR THE ISSUANCE OF	93	26.57%
AGAINST THE ISSUANCE	257	73.43%

Election Summary Report  
 Box Elder County, Utah  
 General Election  
 November 8, 2016

Date: 11/22/16  
 Time: 06:40:28  
 Page: 1 of 3

Summary For Brigham City 12, All Counters, All Races  
**OFFICIAL RESULTS**

Registered Voters 865 - Cards Cast 624 72.14%

Num. Report Precinct 1 - Num. Reporting 1 100.00%

STRAIGHT PARTY			
		Total	
Number of Precincts		1	
Precincts Reporting		1 100.0 %	
Times Counted		624/865	72.1 %
Total Votes		172	
INDEPENDENT AMERICAN	IAP	8	4.65%
DEMOCRATIC	DEM	30	17.44%
REPUBLICAN	REP	128	74.42%
CONSTITUTION	CON	3	1.74%
LIBERTARIAN	LIB	3	1.74%

U.S. HOUSE OF REP			
		Total	
Number of Precincts		1	
Precincts Reporting		1 100.0 %	
Times Counted		624/865	72.1 %
Total Votes		609	
ROB BISHOP	REP	472	77.50%
CRAIG BOWDEN	LIB	25	4.11%
CHADWICK H. FAIRBAN		16	2.63%
PETER C. CLEMENS	DEM	96	15.76%

U.S. PRESIDENT			
		Total	
Number of Precincts		1	
Precincts Reporting		1 100.0 %	
Times Counted		624/865	72.1 %
Total Votes		616	
'ROCKY' ROQUE DE LA		1	0.16%
JILL STEIN		2	0.32%
ALYSON KENNEDY		1	0.16%
GARY JOHNSON	LIB	24	3.90%
ROCKY GIORDANI	IAP	3	0.49%
DONALD J. TRUMP	REP	322	52.27%
DARRELL L. CASTLE	CON	24	3.90%
HILLARY RODHAM CLINDEM		80	12.99%
MONICA MOOREHEAD		0	0.00%
EVAN McMULLIN		157	25.49%
Write-in Votes		2	0.32%

GOVERNOR			
		Total	
Number of Precincts		1	
Precincts Reporting		1 100.0 %	
Times Counted		624/865	72.1 %
Total Votes		612	
GARY R. HERBERT, SPE REP		485	79.25%
SUPERDELL SCHANZE, IAP		13	2.12%
BRIAN E KAMERATH, B/LIB		19	3.10%
MIKE WEINHOLTZ, KIM DEM		94	15.36%
Write-in Votes		1	0.16%

U.S. SENATE			
		Total	
Number of Precincts		1	
Precincts Reporting		1 100.0 %	
Times Counted		624/865	72.1 %
Total Votes		605	
MISTY K SNOW	DEM	95	15.70%
BILL BARRON		14	2.31%
STONEY FONUA	IAP	7	1.16%
MIKE LEE	REP	489	80.83%

ATTY GENERAL			
		Total	
Number of Precincts		1	
Precincts Reporting		1 100.0 %	
Times Counted		624/865	72.1 %
Total Votes		596	
MICHAEL W. IsBELL	IAP	24	4.03%
JON V. HARPER	DEM	86	14.43%
SEAN D. REYES	REP	447	75.00%
W. ANDREW McCULLOULIB		39	6.54%

STATE AUDITOR			
		Total	
Number of Precincts		1	
Precincts Reporting		1 100.0 %	
Times Counted		624/865	72.1 %
Total Votes		581	
JOHN DOUGALL	REP	424	72.98%
JARED GREEN	IAP	47	8.09%
MIKE MITCHELL	DEM	110	18.93%

Election Summary Report  
 Box Elder County, Utah  
 General Election  
 November 8, 2016

Date:11/22/16  
 Time:06:40:28  
 Page:2 of 3

Summary For Brigham City 12, All Counters, All Races  
**OFFICIAL RESULTS**

Registered Voters 865 - Cards Cast 624 72.14%

Num. Report Precinct 1 - Num. Reporting 1 100.00%

STATE TREASURER			
			Total
Number of Precincts			1
Precincts Reporting		1	100.0 %
Times Counted	624/865		72.1 %
Total Votes			581
RICHARD PROCTOR	CON	58	9.98%
NEIL A. HANSEN	DEM	132	22.72%
DAVID DAMSCHEN	REP	391	67.30%

JUDGE CHRISTENSEN BOX ELDER			
			Total
Number of Precincts			1
Precincts Reporting		1	100.0 %
Times Counted	624/865		72.1 %
Total Votes			577
YES		417	72.27%
NO		160	27.73%

STATE HOUSE DIST 29			
			Total
Number of Precincts			1
Precincts Reporting		1	100.0 %
Times Counted	624/865		72.1 %
Total Votes			603
LEE B. PERRY	REP	502	83.25%
ANGELA B. URREA	DEM	101	16.75%

JUDGE CHRISTENSEN GARLAND			
			Total
Number of Precincts			1
Precincts Reporting		1	100.0 %
Times Counted	624/865		72.1 %
Total Votes			561
YES		401	71.48%
NO		160	28.52%

COMMISSION SEAT C			
			Total
Number of Precincts			1
Precincts Reporting		1	100.0 %
Times Counted	624/865		72.1 %
Total Votes			543
STAN SUMMERS	REP	543	100.00%

JUDGE CHRISTENSEN TREMONTON			
			Total
Number of Precincts			1
Precincts Reporting		1	100.0 %
Times Counted	624/865		72.1 %
Total Votes			564
YES		400	70.92%
NO		164	29.08%

BEC SHERIFF			
			Total
Number of Precincts			1
Precincts Reporting		1	100.0 %
Times Counted	624/865		72.1 %
Total Votes			545
KEVIN POTTER	REP	545	100.00%

JUDGE CHRISTENSEN WILLARD			
			Total
Number of Precincts			1
Precincts Reporting		1	100.0 %
Times Counted	624/865		72.1 %
Total Votes			569
YES		404	71.00%
NO		165	29.00%

JUDGE BRIAN G. CANNELL			
			Total
Number of Precincts			1
Precincts Reporting		1	100.0 %
Times Counted	624/865		72.1 %
Total Votes			562
YES		475	84.52%
NO		87	15.48%

JUDGE NELSON MANTUA			
			Total
Number of Precincts			1
Precincts Reporting		1	100.0 %
Times Counted	624/865		72.1 %
Total Votes			559
YES		463	82.83%
NO		96	17.17%

Election Summary Report  
 Box Elder County, Utah  
 General Election  
 November 8, 2016

Date:11/22/16  
 Time:06:40:28  
 Page:3 of 3

Summary For Brigham City 12, All Counters, All Races  
**OFFICIAL RESULTS**

Registered Voters 865 - Cards Cast 624 72.14%

Num. Report Precinct 1 - Num. Reporting 1 100.00%

BEC SCHOOL BOARD DIST 6		Total
Number of Precincts		1
Precincts Reporting		1 100.0 %
Times Counted	624/865	72.1 %
Total Votes		534
BRYAN DEE SMITH		534 100.00%

Constitutional Amendment A		Total
Number of Precincts		1
Precincts Reporting		1 100.0 %
Times Counted	624/865	72.1 %
Total Votes		575
FOR		358 62.26%
AGAINST		217 37.74%

Constitutional Amendment B		Total
Number of Precincts		1
Precincts Reporting		1 100.0 %
Times Counted	624/865	72.1 %
Total Votes		568
FOR		346 60.92%
AGAINST		222 39.08%

Constitutional Amendment C		Total
Number of Precincts		1
Precincts Reporting		1 100.0 %
Times Counted	624/865	72.1 %
Total Votes		573
FOR		260 45.38%
AGAINST		313 54.62%

Brigham City Official Ballot		Total
Number of Precincts		1
Precincts Reporting		1 100.0 %
Times Counted	624/865	72.1 %
Total Votes		594
FOR THE ISSUANCE OF		185 31.14%
AGAINST THE ISSUANCE		409 68.86%

Election Summary Report  
 Box Elder County, Utah  
 General Election  
 November 8, 2016

Date: 11/22/16  
 Time: 06:40:29  
 Page: 1 of 3

Summary For Brigham City 13, All Counters, All Races  
**OFFICIAL RESULTS**

Registered Voters 558 - Cards Cast 393 70.43%

Num. Report Precinct 1 - Num. Reporting 1 100.00%

STRAIGHT PARTY			
			Total
Number of Precincts			1
Precincts Reporting		1 100.0 %	
Times Counted	393/558	70.4 %	
Total Votes			115
INDEPENDENT AMERICAN	IAP	7	6.09%
DEMOCRATIC	DEM	17	14.78%
REPUBLICAN	REP	89	77.39%
CONSTITUTION	CON	1	0.87%
LIBERTARIAN	LIB	1	0.87%

U.S. HOUSE OF REP			
			Total
Number of Precincts			1
Precincts Reporting		1 100.0 %	
Times Counted	393/558	70.4 %	
Total Votes			384
ROB BISHOP	REP	275	71.61%
CRAIG BOWDEN	LIB	25	6.51%
CHADWICK H. FAIRBAN		9	2.34%
PETER C. CLEMENS	DEM	75	19.53%

U.S. PRESIDENT			
			Total
Number of Precincts			1
Precincts Reporting		1 100.0 %	
Times Counted	393/558	70.4 %	
Total Votes			390
'ROCKY' ROQUE DE LA		0	0.00%
JILL STEIN		4	1.03%
ALYSON KENNEDY		0	0.00%
GARY JOHNSON	LIB	19	4.87%
ROCKY GIORDANI	IAP	3	0.77%
DONALD J. TRUMP	REP	218	55.90%
DARRELL L. CASTLE	CON	2	0.51%
HILLARY RODHAM CLINDEM		52	13.33%
MONICA MOOREHEAD		0	0.00%
EVAN McMULLIN		90	23.08%
Write-in Votes		2	0.51%

GOVERNOR			
			Total
Number of Precincts			1
Precincts Reporting		1 100.0 %	
Times Counted	393/558	70.4 %	
Total Votes			384
GARY R. HERBERT, SPE REP		282	73.44%
SUPERDELL SCHANZE, IAP		4	1.04%
BRIAN E KAMERATH, B/LIB		27	7.03%
MIKE WEINHOLTZ, KIM DEM		70	18.23%
Write-in Votes		1	0.26%

U.S. SENATE			
			Total
Number of Precincts			1
Precincts Reporting		1 100.0 %	
Times Counted	393/558	70.4 %	
Total Votes			382
MISTY K SNOW	DEM	54	14.14%
BILL BARRON		7	1.83%
STONE Y FONUA	IAP	14	3.66%
MIKE LEE	REP	307	80.37%

ATTY GENERAL			
			Total
Number of Precincts			1
Precincts Reporting		1 100.0 %	
Times Counted	393/558	70.4 %	
Total Votes			376
MICHAEL W. IsBELL	IAP	15	3.99%
JON V. HARPER	DEM	58	15.43%
SEAN D. REYES	REP	278	73.94%
W. ANDREW McCULLOULIB		25	6.65%

STATE AUDITOR			
			Total
Number of Precincts			1
Precincts Reporting		1 100.0 %	
Times Counted	393/558	70.4 %	
Total Votes			372
JOHN DOUGALL	REP	257	69.09%
JARED GREEN	IAP	32	8.60%
MIKE MITCHELL	DEM	83	22.31%



Election Summary Report  
 Box Elder County, Utah  
 General Election  
 November 8, 2016

Date: 11/22/16  
 Time: 06:40:29  
 Page: 2 of 3

Summary For Brigham City 13, All Counters, All Races  
**OFFICIAL RESULTS**

Registered Voters 558 - Cards Cast 393 70.43%

Num. Report Precinct 1 - Num. Reporting 1 100.00%

STATE TREASURER			
			Total
Number of Precincts			1
Precincts Reporting		1	100.0 %
Times Counted		393/558	70.4 %
Total Votes			369
RICHARD PROCTOR	CON	41	11.11%
NEIL A. HANSEN	DEM	91	24.66%
DAVID DAMSCHEN	REP	237	64.23%

JUDGE CHRISTENSEN BOX ELDER			
			Total
Number of Precincts			1
Precincts Reporting		1	100.0 %
Times Counted		393/558	70.4 %
Total Votes			361
YES		249	68.98%
NO		112	31.02%

STATE HOUSE DIST 29			
			Total
Number of Precincts			1
Precincts Reporting		1	100.0 %
Times Counted		393/558	70.4 %
Total Votes			378
L.F.F. B. PERRY	REP	316	83.60%
ANGELA B. URREA	DEM	62	16.40%

JUDGE CHRISTENSEN GARLAND			
			Total
Number of Precincts			1
Precincts Reporting		1	100.0 %
Times Counted		393/558	70.4 %
Total Votes			353
YES		241	68.27%
NO		112	31.73%

COMMISSION SEAT C			
			Total
Number of Precincts			1
Precincts Reporting		1	100.0 %
Times Counted		393/558	70.4 %
Total Votes			351
STAN SUMMERS	REP	351	100.00%

JUDGE CHRISTENSEN TREMONTON			
			Total
Number of Precincts			1
Precincts Reporting		1	100.0 %
Times Counted		393/558	70.4 %
Total Votes			353
YES		242	68.56%
NO		111	31.44%

BEC SHERIFF			
			Total
Number of Precincts			1
Precincts Reporting		1	100.0 %
Times Counted		393/558	70.4 %
Total Votes			346
KEVIN POTTER	REP	346	100.00%

JUDGE CHRISTENSEN WILLARD			
			Total
Number of Precincts			1
Precincts Reporting		1	100.0 %
Times Counted		393/558	70.4 %
Total Votes			353
YES		241	68.27%
NO		112	31.73%

JUDGE BRIAN G. CANNELL			
			Total
Number of Precincts			1
Precincts Reporting		1	100.0 %
Times Counted		393/558	70.4 %
Total Votes			353
YES		300	84.99%
NO		53	15.01%

JUDGE NELSON MANTUA			
			Total
Number of Precincts			1
Precincts Reporting		1	100.0 %
Times Counted		393/558	70.4 %
Total Votes			347
YES		285	82.13%
NO		62	17.87%

Election Summary Report  
 Box Elder County, Utah  
 General Election  
 November 8, 2016

Date:11/22/16  
 Time:06:40:29  
 Page:3 of 3

Summary For Brigham City 13, All Counters, All Races  
**OFFICIAL RESULTS**

Registered Voters 558 - Cards Cast 393 70.43%

Num. Report Precinct 1 - Num. Reporting 1 100.00%

BEC SCHOOL BOARD DIST 6		Total	
Number of Precincts	1		
Precincts Reporting	1	100.0 %	
Times Counted	393/558	70.4 %	
Total Votes	326		
BRYAN DEE SMITH	326	100.00%	

Constitutional Amendment A		Total	
Number of Precincts	1		
Precincts Reporting	1	100.0 %	
Times Counted	393/558	70.4 %	
Total Votes	352		
FOR	213	60.51%	
AGAINST	139	39.49%	

Constitutional Amendment B		Total	
Number of Precincts	1		
Precincts Reporting	1	100.0 %	
Times Counted	393/558	70.4 %	
Total Votes	356		
FOR	226	63.48%	
AGAINST	130	36.52%	

Constitutional Amendment C		Total	
Number of Precincts	1		
Precincts Reporting	1	100.0 %	
Times Counted	393/558	70.4 %	
Total Votes	354		
FOR	153	43.22%	
AGAINST	201	56.78%	

Brigham City Official Ballot		Total	
Number of Precincts	1		
Precincts Reporting	1	100.0 %	
Times Counted	393/558	70.4 %	
Total Votes	369		
FOR THE ISSUANCE OF	95	25.75%	
AGAINST THE ISSUANCE	274	74.25%	

Election Summary Report  
 Box Elder County, Utah  
 General Election  
 November 8, 2016

Date: 11/22/16  
 Time: 06:40:29  
 Page: 1 of 3

Summary For Brigham City 14, All Counters, All Races  
**OFFICIAL RESULTS**

Registered Voters 731 - Cards Cast 495 67.72%

Num. Report Precinct 1 - Num. Reporting 1 100.00%

STRAIGHT PARTY			
		Total	
Number of Precincts		1	
Precincts Reporting		1	100.0 %
Times Counted		495/731	67.7 %
Total Votes		167	
INDEPENDENT AMERICAN	IAP	8	4.79%
DEMOCRATIC	DEM	35	20.96%
REPUBLICAN	REP	119	71.26%
CONSTITUTION	CON	0	0.00%
LIBERTARIAN	LIB	5	2.99%

U.S. HOUSE OF REP			
		Total	
Number of Precincts		1	
Precincts Reporting		1	100.0 %
Times Counted		495/731	67.7 %
Total Votes		484	
ROB BISHOP	REP	336	69.42%
CRAIG BOWDEN	LIB	23	4.75%
CHADWICK H. FAIRBAN		17	3.51%
PETER C. CLEMENS	DEM	108	22.31%

U.S. PRESIDENT			
		Total	
Number of Precincts		1	
Precincts Reporting		1	100.0 %
Times Counted		495/731	67.7 %
Total Votes		494	
'ROCKY' ROQUE DE LA		1	0.20%
JILL STEIN		4	0.81%
ALYSON KENNEDY		0	0.00%
GARY JOHNSON	LIB	22	4.45%
ROCKY GIORDANI	IAP	5	1.01%
DONALD J. TRUMP	REP	268	54.25%
DARRELL L. CASTLE	CON	7	1.42%
HILLARY RODHAM CLINDEM		91	18.42%
MONICA MOOREHEAD		0	0.00%
EVAN McMULLIN		93	18.83%
Write-in Votes		3	0.61%

GOVERNOR			
		Total	
Number of Precincts		1	
Precincts Reporting		1	100.0 %
Times Counted		495/731	67.7 %
Total Votes		485	
GARY R. HERBERT, SPE	REP	363	74.85%
SUPERDELL SCHANZE,	IAP	13	2.68%
BRIAN E KAMERATH,	B/LIB	24	4.95%
MIKE WEINHOLTZ,	KIM DEM	85	17.53%
Write-in Votes		0	0.00%

U.S. SENATE			
		Total	
Number of Precincts		1	
Precincts Reporting		1	100.0 %
Times Counted		495/731	67.7 %
Total Votes		477	
MISTY K SNOW	DEM	87	18.24%
BILL BARRON		16	3.35%
STONE FOUNA	IAP	14	2.94%
MIKE LEE	REP	360	75.47%

ATTY GENERAL			
		Total	
Number of Precincts		1	
Precincts Reporting		1	100.0 %
Times Counted		495/731	67.7 %
Total Votes		467	
MICHAEL W. ISBELL	IAP	17	3.64%
JON V. HARPER	DEM	85	18.20%
SEAN D. REYES	REP	342	73.23%
W. ANDREW McCULLOULIB		23	4.93%

STATE AUDITOR			
		Total	
Number of Precincts		1	
Precincts Reporting		1	100.0 %
Times Counted		495/731	67.7 %
Total Votes		462	
JOHN DOUGALL	REP	314	67.97%
JARED GREEN	IAP	46	9.96%
MIKE MITCHELL	DEM	102	22.08%

Election Summary Report  
 Box Elder County, Utah  
 General Election  
 November 8, 2016

Date:11/22/16  
 Time:06:40:29  
 Page:2 of 3

Summary For Brigham City 14, All Counters, All Races  
**OFFICIAL RESULTS**

Registered Voters 731 - Cards Cast 495 67.72%

Num. Report Precinct 1 - Num. Reporting 1 100.00%

STATE TREASURER			
		Total	
Number of Precincts		1	
Precincts Reporting		1	100.0 %
Times Counted		495/731	67.7 %
Total Votes		462	
RICHARD PROCTOR	CON	46	9.96%
NEIL A. HANSEN	DEM	116	25.11%
DAVID DAMSCHEN	REP	300	64.94%

JUDGE CHRISTENSEN BOX ELDER			
		Total	
Number of Precincts		1	
Precincts Reporting		1	100.0 %
Times Counted		495/731	67.7 %
Total Votes		436	
YES		307	70.41%
NO		129	29.59%

STATE HOUSE DIST 29			
		Total	
Number of Precincts		1	
Precincts Reporting		1	100.0 %
Times Counted		495/731	67.7 %
Total Votes		476	
LEE B. PERRY	REP	377	79.20%
ANGELA B. URREA	DEM	99	20.80%

JUDGE CHRISTENSEN GARLAND			
		Total	
Number of Precincts		1	
Precincts Reporting		1	100.0 %
Times Counted		495/731	67.7 %
Total Votes		424	
YES		305	71.93%
NO		119	28.07%

COMMISSION SEAT C			
		Total	
Number of Precincts		1	
Precincts Reporting		1	100.0 %
Times Counted		495/731	67.7 %
Total Votes		438	
STAN SUMMERS	REP	438	100.00%

JUDGE CHRISTENSEN TREMONTON			
		Total	
Number of Precincts		1	
Precincts Reporting		1	100.0 %
Times Counted		495/731	67.7 %
Total Votes		422	
YES		303	71.80%
NO		119	28.20%

BEC SHERIFF			
		Total	
Number of Precincts		1	
Precincts Reporting		1	100.0 %
Times Counted		495/731	67.7 %
Total Votes		427	
KEVIN POTTER	REP	427	100.00%

JUDGE CHRISTENSEN WILLARD			
		Total	
Number of Precincts		1	
Precincts Reporting		1	100.0 %
Times Counted		495/731	67.7 %
Total Votes		427	
YES		304	71.19%
NO		123	28.81%

JUDGE BRIAN G. CANNELL			
		Total	
Number of Precincts		1	
Precincts Reporting		1	100.0 %
Times Counted		495/731	67.7 %
Total Votes		417	
YES		350	83.93%
NO		67	16.07%

JUDGE NELSON MANTUA			
		Total	
Number of Precincts		1	
Precincts Reporting		1	100.0 %
Times Counted		495/731	67.7 %
Total Votes		419	
YES		334	79.71%
NO		85	20.29%

Election Summary Report  
 Box Elder County, Utah  
 General Election  
 November 8, 2016

Date:11/22/16  
 Time:06:40:30  
 Page:3 of 3

Summary For Brigham City 14, All Counters, All Races  
 OFFICIAL RESULTS

Registered Voters 731 - Cards Cast 495 67.72%

Num. Report Precinct 1 - Num. Reporting 1 100.00%

BEC SCHOOL BOARD DIST 6		Total
Number of Precincts		1
Precincts Reporting		1 100.0 %
Times Counted	495/731	67.7 %
Total Votes		397
BRYAN DEE SMITH		397 100.00%

Constitutional Amendment A		Total
Number of Precincts		1
Precincts Reporting		1 100.0 %
Times Counted	495/731	67.7 %
Total Votes		435
FOR		286 65.75%
AGAINST		149 34.25%

Constitutional Amendment B		Total
Number of Precincts		1
Precincts Reporting		1 100.0 %
Times Counted	495/731	67.7 %
Total Votes		431
FOR		263 61.02%
AGAINST		168 38.98%

Constitutional Amendment C		Total
Number of Precincts		1
Precincts Reporting		1 100.0 %
Times Counted	495/731	67.7 %
Total Votes		437
FOR		200 45.77%
AGAINST		237 54.23%

Brigham City Official Ballot		Total
Number of Precincts		1
Precincts Reporting		1 100.0 %
Times Counted	495/731	67.7 %
Total Votes		460
FOR THE ISSUANCE OF		143 31.09%
AGAINST THE ISSUANCE		317 68.91%

Election Summary Report  
 Box Elder County, Utah  
 General Election  
 November 8, 2016

Date: 11/22/16  
 Time: 06:40:30  
 Page: 1 of 3

Summary For Brigham City 15, All Counters, All Races  
**OFFICIAL RESULTS**

Registered Voters 746 - Cards Cast 548 73.46%

Num. Report Precinct 1 - Num. Reporting 1 100.00%

STRAIGHT PARTY			
		Total	
Number of Precincts		1	
Precincts Reporting		1	100.0 %
Times Counted		548/746	73.5 %
Total Votes		164	
INDEPENDENT AMERICAN		8	4.88%
DEMOCRATIC	DEM	25	15.24%
REPUBLICAN	REP	128	78.05%
CONSTITUTION	CON	2	1.22%
LIBERTARIAN	LIB	1	0.61%

U.S. HOUSE OF REP			
		Total	
Number of Precincts		1	
Precincts Reporting		1	100.0 %
Times Counted		548/746	73.5 %
Total Votes		539	
ROB BISHOP	REP	407	75.51%
CRAIG BOWDEN	LIB	23	4.27%
CHADWICK H. FAIRBAN		7	1.30%
PETER C. CLEMENS	DEM	102	18.92%

U.S. PRESIDENT			
		Total	
Number of Precincts		1	
Precincts Reporting		1	100.0 %
Times Counted		548/746	73.5 %
Total Votes		543	
'ROCKY' ROQUE DE LA		0	0.00%
JILL STEIN		5	0.92%
ALYSON KENNEDY		0	0.00%
GARY JOHNSON	LIB	18	3.31%
ROCKY GIORDANI	IAP	0	0.00%
DONALD J. TRUMP	REP	309	56.91%
DARRELL L. CASTLE	CON	5	0.92%
HILLARY RODHAM CLINDEM		89	16.39%
MONICA MOOREHEAD		0	0.00%
EVAN McMULLIN		108	19.89%
Write-in Votes		9	1.66%

GOVERNOR			
		Total	
Number of Precincts		1	
Precincts Reporting		1	100.0 %
Times Counted		548/746	73.5 %
Total Votes		542	
GARY R. HERBERT, SPE REP		429	79.15%
SUPERDELL SCHANZE, IAP		9	1.66%
BRIAN E KAMERATH, B/LIB		19	3.51%
MIKE WEINHOLTZ, KIM DEM		85	15.68%
Write-in Votes		0	0.00%

U.S. SENATE			
		Total	
Number of Precincts		1	
Precincts Reporting		1	100.0 %
Times Counted		548/746	73.5 %
Total Votes		529	
MISTY K SNOW	DEM	84	15.88%
BILL BARRON		15	2.84%
STONEV FONUA	IAP	11	2.08%
MIKE LEE	REP	419	79.21%

ATTY GENERAL			
		Total	
Number of Precincts		1	
Precincts Reporting		1	100.0 %
Times Counted		548/746	73.5 %
Total Votes		523	
MICHAEL W. ISBELL	IAP	11	2.10%
JON V. HARPER	DEM	81	15.49%
SEAN D. REYES	REP	391	74.76%
W. ANDREW McCULLOULIB		40	7.65%

STATE AUDITOR			
		Total	
Number of Precincts		1	
Precincts Reporting		1	100.0 %
Times Counted		548/746	73.5 %
Total Votes		508	
JOHN DOUGALL	REP	371	73.03%
JARED GREEN	IAP	35	6.89%
MIKE MITCHELL	DEM	102	20.08%

Election Summary Report  
 Box Elder County, Utah  
 General Election  
 November 8, 2016

Date:11/22/16  
 Time:06:40:30  
 Page:2 of 3

Summary For Brigham City 15, All Counters, All Races  
**OFFICIAL RESULTS**

Registered Voters 746 - Cards Cast 548 73.46%

Num. Report Precinct 1 - Num. Reporting 1 100.00%

STATE TREASURER			
			Total
Number of Precincts			1
Precincts Reporting		100.0 %	1
Times Counted	548/746	73.5 %	
Total Votes			512
RICHARD PROCTOR	CON	52	10.16%
NEIL A. HANSEN	DEM	114	22.27%
DAVID DAMSCHEN	REP	346	67.58%

JUDGE CHRISTENSEN BOX ELDER			
			Total
Number of Precincts			1
Precincts Reporting		100.0 %	1
Times Counted	548/746	73.5 %	
Total Votes			508
YES		383	75.39%
NO		125	24.61%

STATE HOUSE DIST 1			
			Total
Number of Precincts			1
Precincts Reporting		100.0 %	1
Times Counted	548/746	73.5 %	
Total Votes			506
SHERRY PHIPPS	CON	102	20.16%
SCOTT SANDALL	REP	404	79.84%

JUDGE CHRISTENSEN GARLAND			
			Total
Number of Precincts			1
Precincts Reporting		100.0 %	1
Times Counted	548/746	73.5 %	
Total Votes			495
YES		375	75.76%
NO		120	24.24%

COMMISSION SEAT C			
			Total
Number of Precincts			1
Precincts Reporting		100.0 %	1
Times Counted	548/746	73.5 %	
Total Votes			493
STAN SUMMERS	REP	493	100.00%

JUDGE CHRISTENSEN TREMONTON			
			Total
Number of Precincts			1
Precincts Reporting		100.0 %	1
Times Counted	548/746	73.5 %	
Total Votes			497
YES		373	75.05%
NO		124	24.95%

BEC SHERIFF			
			Total
Number of Precincts			1
Precincts Reporting		100.0 %	1
Times Counted	548/746	73.5 %	
Total Votes			492
KEVIN POTTER	REP	492	100.00%

JUDGE CHRISTENSEN WILLARD			
			Total
Number of Precincts			1
Precincts Reporting		100.0 %	1
Times Counted	548/746	73.5 %	
Total Votes			501
YES		379	75.65%
NO		122	24.35%

JUDGE BRIAN G. CANNELL			
			Total
Number of Precincts			1
Precincts Reporting		100.0 %	1
Times Counted	548/746	73.5 %	
Total Votes			487
YES		423	86.86%
NO		64	13.14%

JUDGE NELSON MANTUA			
			Total
Number of Precincts			1
Precincts Reporting		100.0 %	1
Times Counted	548/746	73.5 %	
Total Votes			489
YES		410	83.84%
NO		79	16.16%

Election Summary Report  
 Box Elder County, Utah  
 General Election  
 November 8, 2016

Date:11/22/16  
 Time:06:40:30  
 Page:3 of 3

Summary For Brigham City 15, All Counters, All Races  
**OFFICIAL RESULTS**

Registered Voters 746 - Cards Cast 548 73.46%

Num. Report Precinct 1 - Num. Reporting 1 100.00%

BEC SCHOOL BOARD DIST 5		Total	
Number of Precincts	1		
Precincts Reporting	1	100.0 %	
Times Counted	548/746	73.5 %	
Total Votes	460		
NANCY S. KENNEDY	460	100.00%	

Constitutional Amendment A		Total	
Number of Precincts	1		
Precincts Reporting	1	100.0 %	
Times Counted	548/746	73.5 %	
Total Votes	496		
FOR	311	62.70%	
AGAINST	185	37.30%	

Constitutional Amendment B		Total	
Number of Precincts	1		
Precincts Reporting	1	100.0 %	
Times Counted	548/746	73.5 %	
Total Votes	485		
FOR	337	69.48%	
AGAINST	148	30.52%	

Constitutional Amendment C		Total	
Number of Precincts	1		
Precincts Reporting	1	100.0 %	
Times Counted	548/746	73.5 %	
Total Votes	496		
FOR	221	44.56%	
AGAINST	275	55.44%	

Brigham City Official Ballot		Total	
Number of Precincts	1		
Precincts Reporting	1	100.0 %	
Times Counted	548/746	73.5 %	
Total Votes	523		
FOR THE ISSUANCE OF	159	30.40%	
AGAINST THE ISSUANCE	364	69.60%	



Election Summary Report  
 Box Elder County, Utah  
 General Election  
 November 8, 2016

Date: 11/22/16  
 Time: 06:40:31  
 Page: 1 of 3

Summary For Brigham City North, All Counters, All Races  
**OFFICIAL RESULTS**

Registered Voters 241 - Cards Cast 208 86.31%

Num. Report Precinct 1 - Num. Reporting 1 100.00%

STRAIGHT PARTY			
		Total	
Number of Precincts		1	
Precincts Reporting		1	100.0 %
Times Counted	208/241		86.3 %
Total Votes		45	
INDEPENDENT AMERICAN	IAP	2	4.44%
DEMOCRATIC	DEM	5	11.11%
REPUBLICAN	REP	37	82.22%
CONSTITUTION	CON	0	0.00%
LIBERTARIAN	LIB	1	2.22%

U.S. HOUSE OF REP			
		Total	
Number of Precincts		1	
Precincts Reporting		1	100.0 %
Times Counted	208/241		86.3 %
Total Votes		206	
ROB BISHOP	REP	155	75.24%
CRAIG BOWDEN	LIB	9	4.37%
CHADWICK H. FAIRBAN		6	2.91%
PETER C. CLEMENS	DEM	36	17.48%

U.S. PRESIDENT			
		Total	
Number of Precincts		1	
Precincts Reporting		1	100.0 %
Times Counted	208/241		86.3 %
Total Votes		206	
'ROCKY' ROQUE DE LA		0	0.00%
JILL STEIN		0	0.00%
ALYSON KENNEDY		0	0.00%
GARY JOHNSON	LIB	4	1.94%
ROCKY GIORDANI	IAP	0	0.00%
DONALD J. TRUMP	REP	118	57.28%
DARRELL L. CASTLE	CON	4	1.94%
HILLARY RODHAM CLINDEM		23	11.17%
MONICA MOOREHEAD		0	0.00%
EVAN McMULLIN		50	24.27%
Write-in Votes		7	3.40%

GOVERNOR			
		Total	
Number of Precincts		1	
Precincts Reporting		1	100.0 %
Times Counted	208/241		86.3 %
Total Votes		206	
GARY R. HERBERT, SPE REP		168	81.55%
SUPERDELL SCHANZE, IAP		4	1.94%
BRIAN E KAMERATH, B/LIB		7	3.40%
MIKE WEINHOLTZ, KIM DEM		26	12.62%
Write-in Votes		1	0.49%

U.S. SENATE			
		Total	
Number of Precincts		1	
Precincts Reporting		1	100.0 %
Times Counted	208/241		86.3 %
Total Votes		196	
MISTY K SNOW	DEM	24	12.24%
BILL BARRON		6	3.06%
STONEY FONUA	IAP	4	2.04%
MIKE LEE	REP	162	82.65%

ATTY GENERAL			
		Total	
Number of Precincts		1	
Precincts Reporting		1	100.0 %
Times Counted	208/241		86.3 %
Total Votes		205	
MICHAEL W. ISBELL	IAP	6	2.93%
JON V. HARPER	DEM	20	9.76%
SEAN D. REYES	REP	164	80.00%
W. ANDREW McCULLOULIB		15	7.32%

STATE AUDITOR			
		Total	
Number of Precincts		1	
Precincts Reporting		1	100.0 %
Times Counted	208/241		86.3 %
Total Votes		192	
JOHN DOUGALL	REP	147	76.56%
JARED GREEN	IAP	8	4.17%
MIKE MITCHELL	DEM	37	19.27%

Election Summary Report  
 Box Elder County, Utah  
 General Election  
 November 8, 2016

Date:11/22/16  
 Time:06:40:31  
 Page:2 of 3

Summary For Brigham City North, All Counters, All Races  
**OFFICIAL RESULTS**

Registered Voters 241 - Cards Cast 208 86.31%

Num. Report Precinct 1 - Num. Reporting 1 100.00%

STATE TREASURER			
			Total
Number of Precincts			1
Precincts Reporting		1	100.0 %
Times Counted	208/241		86.3 %
Total Votes			193
RICHARD PROCTOR	CON	17	8.81%
NEIL A. HANSEN	DEM	32	16.58%
DAVID DAMSCHEN	REP	144	74.61%

JUDGE CHRISTENSEN BOX ELDER			
			Total
Number of Precincts			1
Precincts Reporting		1	100.0 %
Times Counted	208/241		86.3 %
Total Votes			191
YES		146	76.44%
NO		45	23.56%

STATE HOUSE DIST 1			
			Total
Number of Precincts			1
Precincts Reporting		1	100.0 %
Times Counted	208/241		86.3 %
Total Votes			191
SHERRY PHIPPS	CON	24	12.57%
SCOTT SANDALL	REP	167	87.43%

JUDGE CHRISTENSEN GARLAND			
			Total
Number of Precincts			1
Precincts Reporting		1	100.0 %
Times Counted	208/241		86.3 %
Total Votes			178
YES		137	76.97%
NO		41	23.03%

COMMISSION SEAT C			
			Total
Number of Precincts			1
Precincts Reporting		1	100.0 %
Times Counted	208/241		86.3 %
Total Votes			159
STAN SUMMERS	REP	159	100.00%

JUDGE CHRISTENSEN TREMONTON			
			Total
Number of Precincts			1
Precincts Reporting		1	100.0 %
Times Counted	208/241		86.3 %
Total Votes			179
YES		137	76.54%
NO		42	23.46%

BEC SHERIFF			
			Total
Number of Precincts			1
Precincts Reporting		1	100.0 %
Times Counted	208/241		86.3 %
Total Votes			179
KEVIN POTTER	REP	179	100.00%

JUDGE CHRISTENSEN WILLARD			
			Total
Number of Precincts			1
Precincts Reporting		1	100.0 %
Times Counted	208/241		86.3 %
Total Votes			180
YES		141	78.33%
NO		39	21.67%

JUDGE BRIAN G. CANNELL			
			Total
Number of Precincts			1
Precincts Reporting		1	100.0 %
Times Counted	208/241		86.3 %
Total Votes			176
YES		150	85.23%
NO		26	14.77%

JUDGE NELSON MANTUA			
			Total
Number of Precincts			1
Precincts Reporting		1	100.0 %
Times Counted	208/241		86.3 %
Total Votes			174
YES		144	82.76%
NO		30	17.24%

Election Summary Report  
 Box Elder County, Utah  
 General Election  
 November 8, 2016

Date:11/22/16  
 Time:06:40:31  
 Page:3 of 3

Summary For Brigham City North, All Counters, All Races  
**OFFICIAL RESULTS**

Registered Voters 241 - Cards Cast 208 86.31%

Num. Report Precinct 1 - Num. Reporting 1 100.00%

Constitutional Amendment A		Total	
Number of Precincts	1		
Precincts Reporting	1	100.0 %	
Times Counted	208/241	86.3 %	
Total Votes	183		
FOR	109	59.56%	
AGAINST	74	40.44%	

Constitutional Amendment B		Total	
Number of Precincts	1		
Precincts Reporting	1	100.0 %	
Times Counted	208/241	86.3 %	
Total Votes	177		
FOR	97	54.80%	
AGAINST	80	45.20%	

Constitutional Amendment C		Total	
Number of Precincts	1		
Precincts Reporting	1	100.0 %	
Times Counted	208/241	86.3 %	
Total Votes	179		
FOR	62	34.64%	
AGAINST	117	65.36%	

Election Summary Report  
 Box Elder County, Utah  
 General Election  
 November 8, 2016

Date: 11/22/16  
 Time: 06:40:32  
 Page: 1 of 3

Summary For Clear Creek, All Counters, All Races  
**OFFICIAL RESULTS**

Registered Voters 18 - Cards Cast 17 94.44%

Num. Report Precinct 1 - Num. Reporting 1 100.00%

STRAIGHT PARTY			
		Total	
Number of Precincts		1	
Precincts Reporting		1	100.0 %
Times Counted		17/18	94.4 %
Total Votes		10	
INDEPENDENT AMERICAN	IAP	0	0.00%
DEMOCRATIC	DEM	0	0.00%
REPUBLICAN	REP	10	100.00%
CONSTITUTION	CON	0	0.00%
LIBERTARIAN	LIB	0	0.00%

U.S. HOUSE OF REP			
		Total	
Number of Precincts		1	
Precincts Reporting		1	100.0 %
Times Counted		17/18	94.4 %
Total Votes		17	
ROB BISHOP	REP	16	94.12%
CRAIG BOWDEN	LIB	0	0.00%
CHADWICK H. FAIRBAN		1	5.88%
PETER C. CLEMENS	DEM	0	0.00%

U.S. PRESIDENT			
		Total	
Number of Precincts		1	
Precincts Reporting		1	100.0 %
Times Counted		17/18	94.4 %
Total Votes		17	
'ROCKY' ROQUE DE LA		0	0.00%
JILL STEIN		0	0.00%
ALYSON KENNEDY		0	0.00%
GARY JOHNSON	LIB	0	0.00%
ROCKY GIORDANI	IAP	0	0.00%
DONALD J. TRUMP	REP	13	76.47%
DARRELL L. CASTLE	CON	0	0.00%
HILLARY RODHAM CLINDEM		1	5.88%
MONICA MOOREHEAD		0	0.00%
EVAN McMULLIN		3	17.65%
Write-in Votes		0	0.00%

GOVERNOR			
		Total	
Number of Precincts		1	
Precincts Reporting		1	100.0 %
Times Counted		17/18	94.4 %
Total Votes		17	
GARY R. HERBERT, SPE	REP	16	94.12%
SUPERDELL SCHANZE, CIAP		0	0.00%
BRIAN E KAMERATH, B/LIB		0	0.00%
MIKE WEINHOLTZ, KIM	DEM	1	5.88%
Write-in Votes		0	0.00%

U.S. SENATE			
		Total	
Number of Precincts		1	
Precincts Reporting		1	100.0 %
Times Counted		17/18	94.4 %
Total Votes		17	
MISTY K SNOW	DEM	1	5.88%
BILL BARRON		0	0.00%
STONEY FONUA	IAP	0	0.00%
MIKE LEE	REP	16	94.12%

ATTY GENERAL			
		Total	
Number of Precincts		1	
Precincts Reporting		1	100.0 %
Times Counted		17/18	94.4 %
Total Votes		17	
MICHAEL W. IsBELL	IAP	1	5.88%
JON V. HARPER	DEM	2	11.76%
SEAN D. REYES	REP	14	82.35%
W. ANDREW McCULLOULIB		0	0.00%

STATE AUDITOR			
		Total	
Number of Precincts		1	
Precincts Reporting		1	100.0 %
Times Counted		17/18	94.4 %
Total Votes		16	
JOHN DOUGALL	REP	14	87.50%
JARED GREEN	IAP	0	0.00%
MIKE MITCHELL	DEM	2	12.50%

Election Summary Report  
 Box Elder County, Utah  
 General Election  
 November 8, 2016

Date:11/22/16  
 Time:06:40:32  
 Page:2 of 3

Summary For Clear Creek, All Counters, All Races  
**OFFICIAL RESULTS**

Registered Voters 18 - Cards Cast 17 94.44%

Num. Report Precinct 1 - Num. Reporting 1 100.00%

STATE TREASURER			
			Total
Number of Precincts			1
Precincts Reporting		100.0 %	1
Times Counted	17/18	94.4 %	
Total Votes			16
RICHARD PROCTOR	CON	2	12.50%
NEIL A. HANSEN	DEM	4	25.00%
DAVID DAMSCHEN	REP	10	62.50%

JUDGE CHRISTENSEN BOX ELDER			
			Total
Number of Precincts			1
Precincts Reporting		100.0 %	1
Times Counted	17/18	94.4 %	
Total Votes			13
YES			13 100.00%
NO			0 0.00%

STATE HOUSE DIST 1			
			Total
Number of Precincts			1
Precincts Reporting		100.0 %	1
Times Counted	17/18	94.4 %	
Total Votes			17
SHERRY PHIPPS	CON	2	11.76%
SCOTT SANDALL	REP	15	88.24%

JUDGE CHRISTENSEN GARLAND			
			Total
Number of Precincts			1
Precincts Reporting		100.0 %	1
Times Counted	17/18	94.4 %	
Total Votes			13
YES			13 100.00%
NO			0 0.00%

COMMISSION SEAT C			
			Total
Number of Precincts			1
Precincts Reporting		100.0 %	1
Times Counted	17/18	94.4 %	
Total Votes			17
STAN SUMMERS	REP	17	100.00%

JUDGE CHRISTENSEN TREMONTON			
			Total
Number of Precincts			1
Precincts Reporting		100.0 %	1
Times Counted	17/18	94.4 %	
Total Votes			13
YES			13 100.00%
NO			0 0.00%

BEC SHERIFF			
			Total
Number of Precincts			1
Precincts Reporting		100.0 %	1
Times Counted	17/18	94.4 %	
Total Votes			17
KEVIN POTTER	REP	17	100.00%

JUDGE CHRISTENSEN WILLARD			
			Total
Number of Precincts			1
Precincts Reporting		100.0 %	1
Times Counted	17/18	94.4 %	
Total Votes			13
YES			12 92.31%
NO			1 7.69%

JUDGE BRIAN G. CANNELL			
			Total
Number of Precincts			1
Precincts Reporting		100.0 %	1
Times Counted	17/18	94.4 %	
Total Votes			13
YES			12 92.31%
NO			1 7.69%

JUDGE NELSON MANTUA			
			Total
Number of Precincts			1
Precincts Reporting		100.0 %	1
Times Counted	17/18	94.4 %	
Total Votes			13
YES			12 92.31%
NO			1 7.69%

Election Summary Report  
 Box Elder County, Utah  
 General Election  
 November 8, 2016

Date:11/22/16  
 Time:06:40:32  
 Page:3 of 3

Summary For Clear Creek, All Counters, All Races  
**OFFICIAL RESULTS**

Registered Voters 18 - Cards Cast 17 94.44%

Num. Report Precinct 1 - Num. Reporting 1 100.00%

BEC SCHOOL BOARD DIST 1		Total	
Number of Precincts		1	
Precincts Reporting		1	100.0 %
Times Counted		17/18	94.4 %
Total Votes		12	
LYNN A. CAPENER		12	100.00%

Constitutional Amendment A		Total	
Number of Precincts		1	
Precincts Reporting		1	100.0 %
Times Counted		17/18	94.4 %
Total Votes		16	
FOR		6	37.50%
AGAINST		10	62.50%

Constitutional Amendment B		Total	
Number of Precincts		1	
Precincts Reporting		1	100.0 %
Times Counted		17/18	94.4 %
Total Votes		15	
FOR		8	53.33%
AGAINST		7	46.67%

Constitutional Amendment C		Total	
Number of Precincts		1	
Precincts Reporting		1	100.0 %
Times Counted		17/18	94.4 %
Total Votes		15	
FOR		8	53.33%
AGAINST		7	46.67%

**Election Summary Report**  
**Box Elder County, Utah**  
**General Election**  
**November 8, 2016**  
**Summary For Corinne 1, All Counters, All Races**  
**OFFICIAL RESULTS**

Date: 11/22/16  
 Time: 06:40:33  
 Page: 1 of 3

Registered Voters 583 - Cards Cast 418 71.70%

Num. Report Precinct 1 - Num. Reporting 1 100.00%

STRAIGHT PARTY			
		Total	
Number of Precincts		1	
Precincts Reporting		1	100.0 %
Times Counted	418/583	71.7 %	
Total Votes		155	
INDEPENDENT AMERICAN	IAP	11	7.10%
DEMOCRATIC	DEM	20	12.90%
REPUBLICAN	REP	119	76.77%
CONSTITUTION	CON	3	1.94%
LIBERTARIAN	LIB	2	1.29%

U.S. HOUSE OF REP			
		Total	
Number of Precincts		1	
Precincts Reporting		1	100.0 %
Times Counted	418/583	71.7 %	
Total Votes		413	
ROB BISHOP	REP	298	72.15%
CRAIG BOWDEN	LIB	33	7.99%
CHADWICK H. FAIRBAN		10	2.42%
PETER C. CLEMENS	DEM	72	17.43%

U.S. PRESIDENT			
		Total	
Number of Precincts		1	
Precincts Reporting		1	100.0 %
Times Counted	418/583	71.7 %	
Total Votes		414	
'ROCKY' ROQUE DE LA		0	0.00%
JILL STEIN		1	0.24%
ALYSON KENNEDY		0	0.00%
GARY JOHNSON	LIB	11	2.66%
ROCKY GIORDANI	IAP	1	0.24%
DONALD J. TRUMP	REP	267	64.49%
DARRELL L. CASTLE	CON	3	0.72%
HILLARY RODHAM CLINDEM		58	14.01%
MONICA MOOREHEAD		1	0.24%
EVAN McMULLIN		70	16.91%
Write-in Votes		2	0.48%

GOVERNOR			
		Total	
Number of Precincts		1	
Precincts Reporting		1	100.0 %
Times Counted	418/583	71.7 %	
Total Votes		415	
GARY R. HERBERT, SPE REP		321	77.35%
SUPERDELL SCHANZE, IAP		8	1.93%
BRIAN E KAMERATH, BALIB		18	4.34%
MIKE WEINIOLTZ, KIM DEM		68	16.39%
Write-in Votes		0	0.00%

U.S. SENATE			
		Total	
Number of Precincts		1	
Precincts Reporting		1	100.0 %
Times Counted	418/583	71.7 %	
Total Votes		410	
MISTY K SNOW	DEM	61	14.88%
BILL BARRON		15	3.66%
STONE FONUVA	IAP	12	2.93%
MIKE LEE	REP	322	78.54%

ATTY GENERAL			
		Total	
Number of Precincts		1	
Precincts Reporting		1	100.0 %
Times Counted	418/583	71.7 %	
Total Votes		411	
MICHAEL W. ISBELL	IAP	14	3.41%
JON V. HARPER	DEM	54	13.14%
SEAN D. REYES	REP	313	76.16%
W. ANDREW McCULLOULIB		30	7.30%

STATE AUDITOR			
		Total	
Number of Precincts		1	
Precincts Reporting		1	100.0 %
Times Counted	418/583	71.7 %	
Total Votes		406	
JOHN DOUGALL	REP	302	74.38%
JARED GREEN	IAP	30	7.39%
MIKE MITCHELL	DEM	74	18.23%

**Election Summary Report**  
**Box Elder County, Utah**  
**General Election**  
**November 8, 2016**  
**Summary For Corinne 1, All Counters, All Races**  
**OFFICIAL RESULTS**

Date:11/22/16  
 Time:06:40:33  
 Page:2 of 3

Registered Voters 583 - Cards Cast 418 71.70%

Num. Report Precinct 1 - Num. Reporting 1 100.00%

STATE TREASURER			
			Total
Number of Precincts			1
Precincts Reporting		100.0 %	1
Times Counted	418/583	71.7 %	
Total Votes			409
RICHARD PROCTOR	CON		35 8.56%
NEIL A. HANSEN	DEM		95 23.23%
DAVID DAMSCHEN	REP		279 68.22%

JUDGE CHRISTENSEN BOX ELDER			
			Total
Number of Precincts			1
Precincts Reporting		100.0 %	1
Times Counted	418/583	71.7 %	
Total Votes			384
YES			263 68.49%
NO			121 31.51%

STATE HOUSE DIST 1			
			Total
Number of Precincts			1
Precincts Reporting		100.0 %	1
Times Counted	418/583	71.7 %	
Total Votes			402
SHERRY PHIPPS	CON		82 20.40%
SCOTT SANDALL	REP		320 79.60%

JUDGE CHRISTENSEN GARLAND			
			Total
Number of Precincts			1
Precincts Reporting		100.0 %	1
Times Counted	418/583	71.7 %	
Total Votes			378
YES			253 66.93%
NO			125 33.07%

COMMISSION SEAT C			
			Total
Number of Precincts			1
Precincts Reporting		100.0 %	1
Times Counted	418/583	71.7 %	
Total Votes			373
STAN SUMMERS	REP		373 100.00%

JUDGE CHRISTENSEN TREMONTON			
			Total
Number of Precincts			1
Precincts Reporting		100.0 %	1
Times Counted	418/583	71.7 %	
Total Votes			377
YES			255 67.64%
NO			122 32.36%

BEC SHERIFF			
			Total
Number of Precincts			1
Precincts Reporting		100.0 %	1
Times Counted	418/583	71.7 %	
Total Votes			384
KEVIN POTTER	REP		384 100.00%

JUDGE CHRISTENSEN WILLARD			
			Total
Number of Precincts			1
Precincts Reporting		100.0 %	1
Times Counted	418/583	71.7 %	
Total Votes			385
YES			256 66.49%
NO			129 33.51%

JUDGE BRIAN G. CANNELL			
			Total
Number of Precincts			1
Precincts Reporting		100.0 %	1
Times Counted	418/583	71.7 %	
Total Votes			377
YES			308 81.70%
NO			69 18.30%

JUDGE NELSON MANTUA			
			Total
Number of Precincts			1
Precincts Reporting		100.0 %	1
Times Counted	418/583	71.7 %	
Total Votes			379
YES			295 77.84%
NO			84 22.16%



**Election Summary Report**  
**Box Elder County, Utah**  
**General Election**  
**November 8, 2016**  
**Summary For Corinne 1, All Counters, All Races**  
**OFFICIAL RESULTS**

Date:11/22/16  
 Time:06:40:33  
 Page:3 of 3

Registered Voters 583 - Cards Cast 418 71.70%

Num. Report Precinct 1 - Num. Reporting 1 100.00%

Constitutional Amendment A		Total	
Number of Precincts	1		
Precincts Reporting	1	100.0 %	
Times Counted	418/583	71.7 %	
Total Votes	382		
FOR	215	56.28%	
AGAINST	167	43.72%	

Constitutional Amendment B		Total	
Number of Precincts	1		
Precincts Reporting	1	100.0 %	
Times Counted	418/583	71.7 %	
Total Votes	385		
FOR	238	61.82%	
AGAINST	147	38.18%	

Constitutional Amendment C		Total	
Number of Precincts	1		
Precincts Reporting	1	100.0 %	
Times Counted	418/583	71.7 %	
Total Votes	382		
FOR	152	39.79%	
AGAINST	230	60.21%	

Election Summary Report  
 Box Elder County, Utah  
 General Election  
 November 8, 2016  
 Summary For Corinne 2 , All Counters, All Races  
**OFFICIAL RESULTS**

Date:11/22/16  
 Time:06:40:33  
 Page:1 of 3

Registered Voters 124 - Cards Cast 104 83.87%

Num. Report Precinct 1 - Num. Reporting 1 100.00%

STRAIGHT PARTY			
		Total	
Number of Precincts		1	
Precincts Reporting		1	100.0 %
Times Counted	104/124		83.9 %
Total Votes		31	
INDEPENDENT AMERICAN	IAP	3	9.68%
DEMOCRATIC	DEM	4	12.90%
REPUBLICAN	REP	24	77.42%
CONSTITUTION	CON	0	0.00%
LIBERTARIAN	LIB	0	0.00%

U.S. HOUSE OF REP			
		Total	
Number of Precincts		1	
Precincts Reporting		1	100.0 %
Times Counted	104/124		83.9 %
Total Votes		102	
ROB BISHOP	REP	89	87.25%
CRAIG BOWDEN	LIB	2	1.96%
CHADWICK H. FAIRBAN		0	0.00%
PETER C. CLEMENS	DEM	11	10.78%

U.S. PRESIDENT			
		Total	
Number of Precincts		1	
Precincts Reporting		1	100.0 %
Times Counted	104/124		83.9 %
Total Votes		103	
'ROCKY' ROQUE DE LA		0	0.00%
JILL STEIN		0	0.00%
ALYSON KENNEDY		0	0.00%
GARY JOHNSON	LIB	1	0.97%
ROCKY GIORDANI	IAP	1	0.97%
DONALD J. TRUMP	REP	77	74.76%
DARRELL L. CASTLE	CON	0	0.00%
HILLARY RODHAM CLINDEM		8	7.77%
MONICA MOOREHEAD		0	0.00%
EVAN McMULLIN		16	15.53%
Write-in Votes		0	0.00%

GOVERNOR			
		Total	
Number of Precincts		1	
Precincts Reporting		1	100.0 %
Times Counted	104/124		83.9 %
Total Votes		103	
GARY R. HERBERT, SPE REP		85	82.52%
SUPERDELL SCHANZE, CIAP		2	1.94%
BRIAN F. KAMERATH, B/LIB		2	1.94%
MIKE WEINHOLTZ, KIM DEM		14	13.59%
Write-in Votes		0	0.00%

ATTY GENERAL			
		Total	
Number of Precincts		1	
Precincts Reporting		1	100.0 %
Times Counted	104/124		83.9 %
Total Votes		101	
MICHAEL W. ISBELL	IAP	3	2.97%
JON V. HARPER	DEM	12	11.88%
SEAN D. REYES	REP	79	78.22%
W. ANDREW McCULLOULIB		7	6.93%

U.S. SENATE			
		Total	
Number of Precincts		1	
Precincts Reporting		1	100.0 %
Times Counted	104/124		83.9 %
Total Votes		103	
MISTY K SNOW	DEM	8	7.77%
BILL BARRON		0	0.00%
STONE Y FONUA	IAP	2	1.94%
MIKE LEE	REP	93	90.29%

STATE AUDITOR			
		Total	
Number of Precincts		1	
Precincts Reporting		1	100.0 %
Times Counted	104/124		83.9 %
Total Votes		100	
JOHN DOUGALL	REP	83	83.00%
JARED GREEN	IAP	5	5.00%
MIKE MITCHELL	DEM	12	12.00%

**Election Summary Report**  
**Box Elder County, Utah**  
**General Election**  
**November 8, 2016**  
**Summary For Corinne 2 , All Counters, All Races**  
**OFFICIAL RESULTS**

Date:11/22/16  
 Time:06:40:33  
 Page:2 of 3

Registered Voters 124 - Cards Cast 104 83.87%

Num. Report Precinct 1 - Num. Reporting 1 100.00%

STATE TREASURER			
			Total
Number of Precincts			1
Precincts Reporting		100.0 %	1
Times Counted	104/124	83.9 %	
Total Votes			100
RICHARD PROCTOR	CON		7 7.00%
NEIL A. HANSEN	DEM		20 20.00%
DAVID DAMSCHEN	REP		73 73.00%

JUDGE CHRISTENSEN BOX ELDER			
			Total
Number of Precincts			1
Precincts Reporting		100.0 %	1
Times Counted	104/124	83.9 %	
Total Votes			94
YES			76 80.85%
NO			18 19.15%

STATE HOUSE DIST 1			
			Total
Number of Precincts			1
Precincts Reporting		100.0 %	1
Times Counted	104/124	83.9 %	
Total Votes			99
SHERRY PHIPPS	CON		10 10.10%
SCOTT SANDALL	REP		89 89.90%

JUDGE CHRISTENSEN GARLAND			
			Total
Number of Precincts			1
Precincts Reporting		100.0 %	1
Times Counted	104/124	83.9 %	
Total Votes			90
YES			73 81.11%
NO			17 18.89%

COMMISSION SEAT C			
			Total
Number of Precincts			1
Precincts Reporting		100.0 %	1
Times Counted	104/124	83.9 %	
Total Votes			93
STAN SUMMERS	REP		93 100.00%

JUDGE CHRISTENSEN TREMONTON			
			Total
Number of Precincts			1
Precincts Reporting		100.0 %	1
Times Counted	104/124	83.9 %	
Total Votes			92
YES			73 79.35%
NO			19 20.65%

BEC SHERIFF			
			Total
Number of Precincts			1
Precincts Reporting		100.0 %	1
Times Counted	104/124	83.9 %	
Total Votes			94
KEVIN POTTER	REP		94 100.00%

JUDGE CHRISTENSEN WILLARD			
			Total
Number of Precincts			1
Precincts Reporting		100.0 %	1
Times Counted	104/124	83.9 %	
Total Votes			92
YES			73 79.35%
NO			19 20.65%

JUDGE BRIAN G. CANNELL			
			Total
Number of Precincts			1
Precincts Reporting		100.0 %	1
Times Counted	104/124	83.9 %	
Total Votes			91
YES			82 90.11%
NO			9 9.89%

JUDGE NELSON MANTUA			
			Total
Number of Precincts			1
Precincts Reporting		100.0 %	1
Times Counted	104/124	83.9 %	
Total Votes			89
YES			73 82.02%
NO			16 17.98%

**Election Summary Report**  
**Box Elder County, Utah**  
**General Election**  
**November 8, 2016**  
**Summary For Corinne 2 , All Counters, All Races**  
**OFFICIAL RESULTS**

Date:11/22/16  
 Time:06:40:34  
 Page:3 of 3

Registered Voters 124 - Cards Cast 104 83.87%

Num. Report Precinct 1 - Num. Reporting 1 100.00%

Constitutional Amendment A			
	Total		
Number of Precincts	1		
Precincts Reporting	1	100.0 %	
Times Counted	104/124	83.9 %	
Total Votes	93		
FOR	52	55.91%	
AGAINST	41	44.09%	

Constitutional Amendment B			
	Total		
Number of Precincts	1		
Precincts Reporting	1	100.0 %	
Times Counted	104/124	83.9 %	
Total Votes	94		
FOR	52	55.32%	
AGAINST	42	44.68%	

Constitutional Amendment C			
	Total		
Number of Precincts	1		
Precincts Reporting	1	100.0 %	
Times Counted	104/124	83.9 %	
Total Votes	95		
FOR	33	34.74%	
AGAINST	62	65.26%	

Election Summary Report  
 Box Elder County, Utah  
 General Election  
 November 8, 2016

Date: 11/22/16  
 Time: 06:40:34  
 Page: 1 of 3

Summary For Deweyville, All Counters, All Races  
**OFFICIAL RESULTS**

Registered Voters 341 - Cards Cast 282 82.70%

Num. Report Precinct 1 - Num. Reporting 1 100.00%

STRAIGHT PARTY			
		Total	
Number of Precincts		1	
Precincts Reporting		1	100.0 %
Times Counted		282/341	82.7 %
Total Votes		85	
INDEPENDENT AMERICAN	IAP	3	3.53%
DEMOCRATIC	DEM	11	12.94%
REPUBLICAN	REP	71	83.53%
CONSTITUTION	CON	0	0.00%
LIBERTARIAN	LIB	0	0.00%

U.S. HOUSE OF REP			
		Total	
Number of Precincts		1	
Precincts Reporting		1	100.0 %
Times Counted		282/341	82.7 %
Total Votes		279	
ROB BISHOP	REP	235	84.23%
CRAIG BOWDEN	LIB	9	3.23%
CHADWICK H. FAIRBAN		1	0.36%
PETER C. CLEMENS	DEM	34	12.19%

U.S. PRESIDENT			
		Total	
Number of Precincts		1	
Precincts Reporting		1	100.0 %
Times Counted		282/341	82.7 %
Total Votes		280	
'ROCKY' ROQUE DE LA		0	0.00%
JILL STEIN		3	1.07%
ALYSON KENNEDY		0	0.00%
GARY JOHNSON	LIB	4	1.43%
ROCKY GIORDANI	IAP	0	0.00%
DONALD J. TRUMP	REP	172	61.43%
DARRELL L. CASTLE	CON	0	0.00%
HILLARY RODHAM CLINDEM		32	11.43%
MONICA MOOREHEAD		1	0.36%
EVAN McMULLIN		68	24.29%
Write-in Votes		0	0.00%

GOVERNOR			
		Total	
Number of Precincts		1	
Precincts Reporting		1	100.0 %
Times Counted		282/341	82.7 %
Total Votes		276	
GARY R. HERBERT, SPE	REP	231	83.70%
SUPERDELL SCHANZE, IAP		2	0.72%
BRIAN E KAMERATH, B/LIB		6	2.17%
MIKE WEINHOLTZ, KIM	DEM	34	12.32%
Write-in Votes		3	1.09%

U.S. SENATE			
		Total	
Number of Precincts		1	
Precincts Reporting		1	100.0 %
Times Counted		282/341	82.7 %
Total Votes		277	
MISTY K SNOW	DEM	30	10.83%
BILL BARRON		7	2.53%
STONEY FONUA	IAP	2	0.72%
MIKE LEE	REP	238	85.92%

ATTY GENERAL			
		Total	
Number of Precincts		1	
Precincts Reporting		1	100.0 %
Times Counted		282/341	82.7 %
Total Votes		275	
MICHAEL W. IsBELL	IAP	6	2.18%
JON V. HARPER	DEM	35	12.73%
SEAN D. REYES	REP	208	75.64%
W. ANDREW McCULLOULIB		26	9.45%

STATE AUDITOR			
		Total	
Number of Precincts		1	
Precincts Reporting		1	100.0 %
Times Counted		282/341	82.7 %
Total Votes		271	
JOHN DOUGALL	REP	212	78.23%
JARED GREEN	IAP	22	8.12%
MIKE MITCHELL	DEM	37	13.65%

Election Summary Report  
 Box Elder County, Utah  
 General Election  
 November 8, 2016

Date: 11/22/16  
 Time: 06:40:34  
 Page: 2 of 3

Summary For Deweyville, All Counters, All Races  
**OFFICIAL RESULTS**

Registered Voters 341 - Cards Cast 282 82.70%

Num. Report Precinct 1 - Num. Reporting 1 100.00%

STATE TREASURER			
			Total
Number of Precincts			1
Precincts Reporting		100.0 %	1
Times Counted	282/341	82.7 %	
Total Votes			272
RICHARD PROCTOR	CON		20 7.35%
NEIL A. HANSEN	DEM		52 19.12%
DAVID DAMSCHEN	REP		200 73.53%

JUDGE CHRISTENSEN BOX ELDER			
			Total
Number of Precincts			1
Precincts Reporting		100.0 %	1
Times Counted	282/341	82.7 %	
Total Votes			254
YES			197 77.56%
NO			57 22.44%

STATE HOUSE DIST 1			
			Total
Number of Precincts			1
Precincts Reporting		100.0 %	1
Times Counted	282/341	82.7 %	
Total Votes			270
SHERRY PHIPPS	CON		31 11.48%
SCOTT SANDALL	REP		239 88.52%

JUDGE CHRISTENSEN GARLAND			
			Total
Number of Precincts			1
Precincts Reporting		100.0 %	1
Times Counted	282/341	82.7 %	
Total Votes			253
YES			200 79.05%
NO			53 20.95%

COMMISSION SEAT C			
			Total
Number of Precincts			1
Precincts Reporting		100.0 %	1
Times Counted	282/341	82.7 %	
Total Votes			261
STAN SUMMERS	REP		261 100.00%

JUDGE CHRISTENSEN TREMONTON			
			Total
Number of Precincts			1
Precincts Reporting		100.0 %	1
Times Counted	282/341	82.7 %	
Total Votes			255
YES			200 78.43%
NO			55 21.57%

BEC SHERIFF			
			Total
Number of Precincts			1
Precincts Reporting		100.0 %	1
Times Counted	282/341	82.7 %	
Total Votes			251
KEVIN POTTER	REP		251 100.00%

JUDGE CHRISTENSEN WILLARD			
			Total
Number of Precincts			1
Precincts Reporting		100.0 %	1
Times Counted	282/341	82.7 %	
Total Votes			254
YES			200 78.74%
NO			54 21.26%

JUDGE BRIAN G. CANNELL			
			Total
Number of Precincts			1
Precincts Reporting		100.0 %	1
Times Counted	282/341	82.7 %	
Total Votes			250
YES			223 89.20%
NO			27 10.80%

JUDGE NELSON MANTUA			
			Total
Number of Precincts			1
Precincts Reporting		100.0 %	1
Times Counted	282/341	82.7 %	
Total Votes			243
YES			215 88.48%
NO			28 11.52%

Election Summary Report  
 Box Elder County, Utah  
 General Election  
 November 8, 2016

Date:11/22/16  
 Time:06:40:34  
 Page:3 of 3

Summary For Deweyville, All Counters, All Races  
 OFFICIAL RESULTS

Registered Voters 341 - Cards Cast 282 82.70%

Num. Report Precinct 1 - Num. Reporting 1 100.00%

Constitutional Amendment A		Total	
Number of Precincts	1		
Precincts Reporting	1	100.0 %	
Times Counted	282/341	82.7 %	
Total Votes	252		
FOR	147	58.33%	
AGAINST	105	41.67%	

Constitutional Amendment B		Total	
Number of Precincts	1		
Precincts Reporting	1	100.0 %	
Times Counted	282/341	82.7 %	
Total Votes	251		
FOR	168	66.93%	
AGAINST	83	33.07%	

Constitutional Amendment C		Total	
Number of Precincts	1		
Precincts Reporting	1	100.0 %	
Times Counted	282/341	82.7 %	
Total Votes	256		
FOR	127	49.61%	
AGAINST	129	50.39%	

Election Summary Report  
 Box Elder County, Utah  
 General Election  
 November 8, 2016

Date: 11/22/16  
 Time: 06:40:35  
 Page: 1 of 3

Summary For Elwood, All Counters, All Races  
**OFFICIAL RESULTS**

Registered Voters 770 - Cards Cast 597 77.53%

Num. Report Precinct 1 - Num. Reporting 1 100.00%

STRAIGHT PARTY			
		Total	
Number of Precincts		1	
Precincts Reporting		1	100.0 %
Times Counted	597/770	77.5 %	
Total Votes		166	
INDEPENDENT AMERICA/IAP		8	4.82%
DEMOCRATIC	DEM	12	7.23%
REPUBLICAN	REP	144	86.75%
CONSTITUTION	CON	0	0.00%
LIBERTARIAN	LIB	2	1.20%

U.S. HOUSE OF REP			
		Total	
Number of Precincts		1	
Precincts Reporting		1	100.0 %
Times Counted	597/770	77.5 %	
Total Votes		591	
ROB BISHOP	REP	495	83.76%
CRAIG BOWDEN	LIB	30	5.08%
CHADWICK H. FAIRBAN		15	2.54%
PETER C. CLEMENS	DEM	51	8.63%

U.S. PRESIDENT			
		Total	
Number of Precincts		1	
Precincts Reporting		1	100.0 %
Times Counted	597/770	77.5 %	
Total Votes		594	
'ROCKY' ROQUE DE LA		0	0.00%
JILL STEIN		0	0.00%
ALYSON KENNEDY		0	0.00%
GARY JOHNSON	LIB	8	1.35%
ROCKY GIORDANI	IAP	0	0.00%
DONALD J. TRUMP	REP	423	71.21%
DARRELL L. CASTLE	CON	1	0.17%
HILLARY RODHAM CLINDEM		28	4.71%
MONICA MOOREHEAD		2	0.34%
EVAN McMULLIN		132	22.22%
Write-in Votes		0	0.00%

GOVERNOR			
		Total	
Number of Precincts		1	
Precincts Reporting		1	100.0 %
Times Counted	597/770	77.5 %	
Total Votes		592	
GARY R. HERBERT, SPE REP		535	90.37%
SUPERDELL SCHANZE, CIAP		7	1.18%
BRIAN E KAMERATH, B/LIB		12	2.03%
MIKE WEINHOLTZ, KIM DEM		37	6.25%
Write-in Votes		1	0.17%

U.S. SENATE			
		Total	
Number of Precincts		1	
Precincts Reporting		1	100.0 %
Times Counted	597/770	77.5 %	
Total Votes		589	
MISTY K SNOW	DEM	42	7.13%
BILL BARRON		12	2.04%
STONEV FONUVA	IAP	44	7.47%
MIKE LEE	REP	491	83.36%

ATTY GENERAL			
		Total	
Number of Precincts		1	
Precincts Reporting		1	100.0 %
Times Counted	597/770	77.5 %	
Total Votes		587	
MICHAEL W. IsBELL	IAP	13	2.21%
JON V. HARPER	DEM	42	7.16%
SEAN D. REYES	REP	501	85.35%
W. ANDREW McCULLOULIB		31	5.28%

STATE AUDITOR			
		Total	
Number of Precincts		1	
Precincts Reporting		1	100.0 %
Times Counted	597/770	77.5 %	
Total Votes		582	
JOHN DOUGALL	REP	491	84.36%
JARED GREEN	IAP	30	5.15%
MIKE MITCHELL	DEM	61	10.48%



**Election Summary Report**  
**Box Elder County, Utah**  
**General Election**  
**November 8, 2016**  
**Summary For Elwood, All Counters, All Races**  
**OFFICIAL RESULTS**

Date:11/22/16  
 Time:06:40:35  
 Page:2 of 3

Registered Voters 770 - Cards Cast 597 77.53%

Num. Report Precinct 1 - Num. Reporting 1 100.00%

STATE TREASURER			
			Total
Number of Precincts			1
Precincts Reporting		100.0 %	1
Times Counted	597/770	77.5 %	
Total Votes			581
RICHARD PROCTOR	CON	46	7.92%
NEIL A. HANSEN	DEM	86	14.80%
DAVID DAMSCHEN	REP	449	77.28%

JUDGE CHRISTENSEN BOX ELDER			
			Total
Number of Precincts			1
Precincts Reporting		100.0 %	1
Times Counted	597/770	77.5 %	
Total Votes			561
YES		440	78.43%
NO		121	21.57%

STATE HOUSE DIST 1			
			Total
Number of Precincts			1
Precincts Reporting		100.0 %	1
Times Counted	597/770	77.5 %	
Total Votes			582
SHERRY PHIPPS	CON	83	14.26%
SCOTT SANDALL	REP	499	85.74%

JUDGE CHRISTENSEN GARLAND			
			Total
Number of Precincts			1
Precincts Reporting		100.0 %	1
Times Counted	597/770	77.5 %	
Total Votes			555
YES		438	78.92%
NO		117	21.08%

COMMISSION SEAT C			
			Total
Number of Precincts			1
Precincts Reporting		100.0 %	1
Times Counted	597/770	77.5 %	
Total Votes			563
STAN SUMMERS	REP	563	100.00%

JUDGE CHRISTENSEN TREMONTON			
			Total
Number of Precincts			1
Precincts Reporting		100.0 %	1
Times Counted	597/770	77.5 %	
Total Votes			556
YES		436	78.42%
NO		120	21.58%

BEC SHERIFF			
			Total
Number of Precincts			1
Precincts Reporting		100.0 %	1
Times Counted	597/770	77.5 %	
Total Votes			564
KEVIN POTTER	REP	564	100.00%

JUDGE CHRISTENSEN WILLARD			
			Total
Number of Precincts			1
Precincts Reporting		100.0 %	1
Times Counted	597/770	77.5 %	
Total Votes			552
YES		434	78.62%
NO		118	21.38%

JUDGE BRIAN G. CANNELL			
			Total
Number of Precincts			1
Precincts Reporting		100.0 %	1
Times Counted	597/770	77.5 %	
Total Votes			555
YES		486	87.57%
NO		69	12.43%

JUDGE NELSON MANTUA			
			Total
Number of Precincts			1
Precincts Reporting		100.0 %	1
Times Counted	597/770	77.5 %	
Total Votes			546
YES		468	85.71%
NO		78	14.29%

**Election Summary Report**  
**Box Elder County, Utah**  
**General Election**  
**November 8, 2016**  
**Summary For Elwood, All Counters, All Races**  
**OFFICIAL RESULTS**

Date:11/22/16  
 Time:06:40:35  
 Page:3 of 3

Registered Voters 770 - Cards Cast 597 77.53%

Num. Report Precinct 1 - Num. Reporting 1 100.00%

Constitutional Amendment A		Total	
Number of Precincts	1		
Precincts Reporting	1	100.0 %	
Times Counted	597/770	77.5 %	
Total Votes	562		
FOR	354	62.99%	
AGAINST	208	37.01%	

Constitutional Amendment B		Total	
Number of Precincts	1		
Precincts Reporting	1	100.0 %	
Times Counted	597/770	77.5 %	
Total Votes	564		
FOR	382	67.73%	
AGAINST	182	32.27%	

Constitutional Amendment C		Total	
Number of Precincts	1		
Precincts Reporting	1	100.0 %	
Times Counted	597/770	77.5 %	
Total Votes	567		
FOR	258	45.50%	
AGAINST	309	54.50%	

# Election Summary Report

Box Elder County, Utah

General Election

November 8, 2016

Summary For Fielding 01, All Counters, All Races

OFFICIAL RESULTS

Date:11/22/16

Time:06:40:36

Page:1 of 3

Registered Voters 243 - Cards Cast 197 81.07%

Num. Report Precinct 1 - Num. Reporting 1 100.00%

STRAIGHT PARTY			
		Total	
Number of Precincts		1	
Precincts Reporting		1	100.0 %
Times Counted	197/243	81.1 %	
Total Votes		69	
INDEPENDENT AMERICAN	IAP	3	4.35%
DEMOCRATIC	DEM	7	10.14%
REPUBLICAN	REP	58	84.06%
CONSTITUTION	CON	1	1.45%
LIBERTARIAN	LIB	0	0.00%

U.S. HOUSE OF REP			
		Total	
Number of Precincts		1	
Precincts Reporting		1	100.0 %
Times Counted	197/243	81.1 %	
Total Votes		195	
ROB BISHOP	REP	159	81.54%
CRAIG BOWDEN	LIB	7	3.59%
CHADWICK H. FAIRBAN		9	4.62%
PETER C. CLEMENS	DEM	20	10.26%

U.S. PRESIDENT			
		Total	
Number of Precincts		1	
Precincts Reporting		1	100.0 %
Times Counted	197/243	81.1 %	
Total Votes		196	
'ROCKY' ROQUE DE LA		0	0.00%
JILL STEIN		1	0.51%
ALYSON KENNEDY		0	0.00%
GARY JOHNSON	LIB	3	1.53%
ROCKY GIORDANI	IAP	3	1.53%
DONALD J. TRUMP	REP	138	70.41%
DARRELL L. CASTLE	CON	2	1.02%
HILLARY RODHAM CLINDEM		14	7.14%
MONICA MOOREHEAD		0	0.00%
EVAN McMULLIN		34	17.35%
Write-in Votes		1	0.51%

GOVERNOR			
		Total	
Number of Precincts		1	
Precincts Reporting		1	100.0 %
Times Counted	197/243	81.1 %	
Total Votes		196	
GARY R. HERBERT, SPE REP		167	85.20%
SUPERDELL SCHANZE, CIAP		6	3.06%
BRIAN E KAMERATH, BALIB		4	2.04%
MIKE WEINHOLTZ, KIM DEM		18	9.18%
Write-in Votes		1	0.51%

ATTY GENERAL			
		Total	
Number of Precincts		1	
Precincts Reporting		1	100.0 %
Times Counted	197/243	81.1 %	
Total Votes		192	
MICHAEL W. IsBELL	IAP	3	1.56%
JON V. HARPER	DEM	18	9.38%
SEAN D. REYES	REP	155	80.73%
W. ANDREW McCULLOULIB		16	8.33%

U.S. SENATE			
		Total	
Number of Precincts		1	
Precincts Reporting		1	100.0 %
Times Counted	197/243	81.1 %	
Total Votes		195	
MISTY K SNOW	DEM	15	7.69%
BILL BARRON		6	3.08%
STONEY FONUA	IAP	5	2.56%
MIKE LEE	REP	169	86.67%

STATE AUDITOR			
		Total	
Number of Precincts		1	
Precincts Reporting		1	100.0 %
Times Counted	197/243	81.1 %	
Total Votes		191	
JOHN DOUGALL	REP	159	83.25%
JARED GREEN	IAP	10	5.24%
MIKE MITCHELL	DEM	22	11.52%

**Election Summary Report**  
**Box Elder County, Utah**  
**General Election**  
**November 8, 2016**  
**Summary For Fielding 01, All Counters, All Races**  
**OFFICIAL RESULTS**

Date: 11/22/16  
 Time: 06:40:36  
 Page: 2 of 3

Registered Voters 243 - Cards Cast 197 81.07%

Num. Report Precinct 1 - Num. Reporting 1 100.00%

STATE TREASURER			
		Total	
Number of Precincts		1	
Precincts Reporting		1	100.0 %
Times Counted		197/243	81.1 %
Total Votes		190	
RICHARD PROCTOR	CON	11	5.79%
NEIL A. HANSEN	DEM	28	14.74%
DAVID DAMSCHEN	REP	151	79.47%

JUDGE CHRISTENSEN BOX ELDER			
		Total	
Number of Precincts		1	
Precincts Reporting		1	100.0 %
Times Counted		197/243	81.1 %
Total Votes		184	
YES		129	70.11%
NO		55	29.89%

STATE HOUSE DIST 1			
		Total	
Number of Precincts		1	
Precincts Reporting		1	100.0 %
Times Counted		197/243	81.1 %
Total Votes		194	
SHERRY PHIPPS	CON	20	10.31%
SCOTT SANDALL	REP	174	89.69%

JUDGE CHRISTENSEN GARLAND			
		Total	
Number of Precincts		1	
Precincts Reporting		1	100.0 %
Times Counted		197/243	81.1 %
Total Votes		181	
YES		125	69.06%
NO		56	30.94%

COMMISSION SEAT C			
		Total	
Number of Precincts		1	
Precincts Reporting		1	100.0 %
Times Counted		197/243	81.1 %
Total Votes		191	
STAN SUMMERS	REP	191	100.00%

JUDGE CHRISTENSEN TREMONTON			
		Total	
Number of Precincts		1	
Precincts Reporting		1	100.0 %
Times Counted		197/243	81.1 %
Total Votes		185	
YES		129	69.73%
NO		56	30.27%

BEC SHERIFF			
		Total	
Number of Precincts		1	
Precincts Reporting		1	100.0 %
Times Counted		197/243	81.1 %
Total Votes		189	
KEVIN POTTER	REP	189	100.00%

JUDGE CHRISTENSEN WILLARD			
		Total	
Number of Precincts		1	
Precincts Reporting		1	100.0 %
Times Counted		197/243	81.1 %
Total Votes		183	
YES		131	71.58%
NO		52	28.42%

JUDGE BRIAN G. CANNELL			
		Total	
Number of Precincts		1	
Precincts Reporting		1	100.0 %
Times Counted		197/243	81.1 %
Total Votes		182	
YES		165	90.66%
NO		17	9.34%

JUDGE NELSON MANTUA			
		Total	
Number of Precincts		1	
Precincts Reporting		1	100.0 %
Times Counted		197/243	81.1 %
Total Votes		179	
YES		155	86.59%
NO		24	13.41%

Election Summary Report  
 Box Elder County, Utah  
 General Election  
 November 8, 2016

Date:11/22/16  
 Time:06:40:36  
 Page:3 of 3

Summary For Fielding 01, All Counters, All Races  
**OFFICIAL RESULTS**

Registered Voters 243 - Cards Cast 197 81.07%

Num. Report Precinct 1 - Num. Reporting 1 100.00%

BEC SCHOOL BOARD DIST 1		Total	
Number of Precincts		1	
Precincts Reporting		1	100.0 %
Times Counted	197/243		81.1 %
Total Votes		183	
LYNN A. CAPENER		183	100.00%

Constitutional Amendment A		Total	
Number of Precincts		1	
Precincts Reporting		1	100.0 %
Times Counted	197/243		81.1 %
Total Votes		185	
FOR		119	64.32%
AGAINST		66	35.68%

Constitutional Amendment B		Total	
Number of Precincts		1	
Precincts Reporting		1	100.0 %
Times Counted	197/243		81.1 %
Total Votes		188	
FOR		127	67.55%
AGAINST		61	32.45%

Constitutional Amendment C		Total	
Number of Precincts		1	
Precincts Reporting		1	100.0 %
Times Counted	197/243		81.1 %
Total Votes		185	
FOR		91	49.19%
AGAINST		94	50.81%

Election Summary Report  
 Box Elder County, Utah  
 General Election  
 November 8, 2016

Date: 11/22/16  
 Time: 06:40:37  
 Page: 1 of 3

Summary For Fielding 02, All Counters, All Races  
**OFFICIAL RESULTS**

Registered Voters 278 - Cards Cast 215 77.34%

Num. Report Precinct 1 - Num. Reporting 1 100.00%

STRAIGHT PARTY			
		Total	
Number of Precincts		1	
Precincts Reporting		1	100.0 %
Times Counted		215/278	77.3 %
Total Votes		65	
INDEPENDENT AMERICAN	IAP	2	3.08%
DEMOCRATIC	DEM	2	3.08%
REPUBLICAN	REP	61	93.85%
CONSTITUTION	CON	0	0.00%
LIBERTARIAN	LIB	0	0.00%

U.S. HOUSE OF REP			
		Total	
Number of Precincts		1	
Precincts Reporting		1	100.0 %
Times Counted		215/278	77.3 %
Total Votes		210	
ROB BISHOP	REP	173	82.38%
CRAIG BOWDEN	LIB	9	4.29%
CHADWICK H. FAIRBAN		1	0.48%
PETER C. CLEMENS	DEM	27	12.86%

U.S. PRESIDENT			
		Total	
Number of Precincts		1	
Precincts Reporting		1	100.0 %
Times Counted		215/278	77.3 %
Total Votes		215	
'ROCKY' ROQUE DE LA		0	0.00%
JILL STEIN		1	0.47%
ALYSON KENNEDY		1	0.47%
GARY JOHNSON	LIB	3	1.40%
ROCKY GIORDANI	IAP	0	0.00%
DONALD J. TRUMP	REP	155	72.09%
DARRELL L. CASTLE	CON	0	0.00%
HILLARY RODHAM CLINDEM		20	9.30%
MONICA MOOREHEAD		0	0.00%
EVAN McMULLIN		32	14.88%
Write-in Votes		3	1.40%

GOVERNOR			
		Total	
Number of Precincts		1	
Precincts Reporting		1	100.0 %
Times Counted		215/278	77.3 %
Total Votes		213	
GARY R. HERBERT, SPE REP		189	88.73%
SUPERDELL SCHANZE, CIAP		3	1.41%
BRIAN E KAMERATH, BALIB		5	2.35%
MIKE WEINHOLTZ, KIM DEM		16	7.51%
Write-in Votes		0	0.00%

U.S. SENATE			
		Total	
Number of Precincts		1	
Precincts Reporting		1	100.0 %
Times Counted		215/278	77.3 %
Total Votes		212	
MISTY K SNOW	DEM	20	9.43%
BILL BARRON		4	1.89%
STONEY FONUA	IAP	3	1.42%
MIKE LEE	REP	185	87.26%

ATTY GENERAL			
		Total	
Number of Precincts		1	
Precincts Reporting		1	100.0 %
Times Counted		215/278	77.3 %
Total Votes		207	
MICHAEL W. IsBELL	IAP	8	3.86%
JON V. HARPER	DEM	13	6.28%
SEAN D. REYES	REP	177	85.51%
W. ANDREW McCULLOULIB		9	4.35%

STATE AUDITOR			
		Total	
Number of Precincts		1	
Precincts Reporting		1	100.0 %
Times Counted		215/278	77.3 %
Total Votes		204	
JOHN DOUGALL	REP	170	83.33%
JARED GREEN	IAP	7	3.43%
MIKE MITCHELL	DEM	27	13.24%

**Election Summary Report**  
**Box Elder County, Utah**  
**General Election**  
**November 8, 2016**  
**Summary For Fielding 02, All Counters, All Races**  
**OFFICIAL RESULTS**

Date:11/22/16  
 Time:06:40:37  
 Page:2 of 3

Registered Voters 278 - Cards Cast 215 77.34%

Num. Report Precinct 1 - Num. Reporting 1 100.00%

STATE TREASURER			
			Total
Number of Precincts			1
Precincts Reporting		1	100.0 %
Times Counted		215/278	77.3 %
Total Votes			200
RICHARD PROCTOR	CON	12	6.00%
NEIL A. HANSEN	DEM	28	14.00%
DAVID DAMSCHEN	REP	160	80.00%

JUDGE CHRISTENSEN BOX ELDER			
			Total
Number of Precincts			1
Precincts Reporting		1	100.0 %
Times Counted		215/278	77.3 %
Total Votes			198
YES		162	81.82%
NO		36	18.18%

STATE HOUSE DIST 1			
			Total
Number of Precincts			1
Precincts Reporting		1	100.0 %
Times Counted		215/278	77.3 %
Total Votes			204
SHERRY PHIPPS	CON	27	13.24%
SCOTT SANDALL	REP	177	86.76%

JUDGE CHRISTENSEN GARLAND			
			Total
Number of Precincts			1
Precincts Reporting		1	100.0 %
Times Counted		215/278	77.3 %
Total Votes			198
YES		160	80.81%
NO		38	19.19%

COMMISSION SEAT C			
			Total
Number of Precincts			1
Precincts Reporting		1	100.0 %
Times Counted		215/278	77.3 %
Total Votes			197
STAN SUMMERS	REP	197	100.00%

JUDGE CHRISTENSEN TREMONTON			
			Total
Number of Precincts			1
Precincts Reporting		1	100.0 %
Times Counted		215/278	77.3 %
Total Votes			197
YES		159	80.71%
NO		38	19.29%

BEC SHERIFF			
			Total
Number of Precincts			1
Precincts Reporting		1	100.0 %
Times Counted		215/278	77.3 %
Total Votes			202
KEVIN POTTER	REP	202	100.00%

JUDGE CHRISTENSEN WILLARD			
			Total
Number of Precincts			1
Precincts Reporting		1	100.0 %
Times Counted		215/278	77.3 %
Total Votes			199
YES		163	81.91%
NO		36	18.09%

JUDGE BRIAN G. CANNELL			
			Total
Number of Precincts			1
Precincts Reporting		1	100.0 %
Times Counted		215/278	77.3 %
Total Votes			191
YES		173	90.58%
NO		18	9.42%

JUDGE NELSON MANTUA			
			Total
Number of Precincts			1
Precincts Reporting		1	100.0 %
Times Counted		215/278	77.3 %
Total Votes			193
YES		169	87.56%
NO		24	12.44%

**Election Summary Report**  
**Box Elder County, Utah**  
**General Election**  
**November 8, 2016**  
**Summary For Fielding 02, All Counters, All Races**  
**OFFICIAL RESULTS**

Date:11/22/16  
 Time:06:40:37  
 Page:3 of 3

Registered Voters 278 - Cards Cast 215 77.34%

Num. Report Precinct 1 - Num. Reporting 1 100.00%

BEC SCHOOL BOARD DIST 1		Total	
Number of Precincts		1	
Precincts Reporting		1	100.0 %
Times Counted	215/278		77.3 %
Total Votes		190	
LYNN A. CAPENER		190	100.00%

Constitutional Amendment A		Total	
Number of Precincts		1	
Precincts Reporting		1	100.0 %
Times Counted	215/278		77.3 %
Total Votes		191	
FOR		119	62.30%
AGAINST		72	37.70%

Constitutional Amendment B		Total	
Number of Precincts		1	
Precincts Reporting		1	100.0 %
Times Counted	215/278		77.3 %
Total Votes		192	
FOR		117	60.94%
AGAINST		75	39.06%

Constitutional Amendment C		Total	
Number of Precincts		1	
Precincts Reporting		1	100.0 %
Times Counted	215/278		77.3 %
Total Votes		190	
FOR		77	40.53%
AGAINST		113	59.47%



Election Summary Report  
 Box Elder County, Utah  
 General Election  
 November 8, 2016

Date: 11/22/16  
 Time: 06:40:38  
 Page: 1 of 3

Summary For Garland 01, All Counters, All Races  
 OFFICIAL RESULTS

Registered Voters 685 - Cards Cast 431 62.92%

Num. Report Precinct 1 - Num. Reporting 1 100.00%

STRAIGHT PARTY			
		Total	
Number of Precincts		1	
Precincts Reporting		1	100.0 %
Times Counted		431/685	62.9 %
Total Votes		139	
INDEPENDENT AMERICAN	IAP	11	7.91%
DEMOCRATIC	DEM	10	7.19%
REPUBLICAN	REP	114	82.01%
CONSTITUTION	CON	1	0.72%
LIBERTARIAN	LIB	3	2.16%

U.S. HOUSE OF REP			
		Total	
Number of Precincts		1	
Precincts Reporting		1	100.0 %
Times Counted		431/685	62.9 %
Total Votes		419	
ROB BISHOP	REP	322	76.85%
CRAIG BOWDEN	LIB	34	8.11%
CHADWICK H. FAIRBAN		16	3.82%
PETER C. CLEMENS	DEM	47	11.22%

U.S. PRESIDENT			
		Total	
Number of Precincts		1	
Precincts Reporting		1	100.0 %
Times Counted		431/685	62.9 %
Total Votes		429	
'ROCKY' ROQUE DE LA		1	0.23%
JILL STEIN		2	0.47%
ALYSON KENNEDY		0	0.00%
GARY JOHNSON	LIB	12	2.80%
ROCKY GIORDANI	IAP	2	0.47%
DONALD J. TRUMP	REP	317	73.89%
DARRELL L. CASTLE	CON	0	0.00%
HILLARY RODHAM CLINDEM		31	7.23%
MONICA MOOREHEAD		0	0.00%
EVAN McMULLIN		62	14.45%
Write-in Votes		2	0.47%

GOVERNOR			
		Total	
Number of Precincts		1	
Precincts Reporting		1	100.0 %
Times Counted		431/685	62.9 %
Total Votes		422	
GARY R. HERBERT, SPE REP		345	81.75%
SUPERDELL SCHANZE, CIAP		16	3.79%
BRIAN E KAMERATH, B/LIB		25	5.92%
MIKE WEINHOLTZ, KIM DEM		36	8.53%
Write-in Votes		0	0.00%

U.S. SENATE			
		Total	
Number of Precincts		1	
Precincts Reporting		1	100.0 %
Times Counted		431/685	62.9 %
Total Votes		417	
MISTY K SNOW	DEM	32	7.67%
BILL BARRON		12	2.88%
STONEY FONUA	IAP	12	2.88%
MIKE LEE	REP	361	86.57%

ATTY GENERAL			
		Total	
Number of Precincts		1	
Precincts Reporting		1	100.0 %
Times Counted		431/685	62.9 %
Total Votes		418	
MICHAEL W. IsBELL	IAP	14	3.35%
JON V. HARPER	DEM	41	9.81%
SEAN D. REYES	REP	329	78.71%
W. ANDREW McCULLOULIB		34	8.13%

STATE AUDITOR			
		Total	
Number of Precincts		1	
Precincts Reporting		1	100.0 %
Times Counted		431/685	62.9 %
Total Votes		415	
JOHN DOUGALL	REP	313	75.42%
JARED GREEN	IAP	37	8.92%
MIKE MITCHELL	DEM	65	15.66%

**Election Summary Report**  
**Box Elder County, Utah**  
**General Election**  
**November 8, 2016**  
**Summary For Garland 01, All Counters, All Races**  
**OFFICIAL RESULTS**

Date:11/22/16  
 Time:06:40:38  
 Page:2 of 3

Registered Voters 685 - Cards Cast 431 62.92%

Num. Report Precinct 1 - Num. Reporting 1 100.00%

STATE TREASURER			
			Total
Number of Precincts		1	
Precincts Reporting		1	100.0 %
Times Counted	431/685		62.9 %
Total Votes		412	
RICHARD PROCTOR	CON	40	9.71%
NEIL A. HANSEN	DEM	66	16.02%
DAVID DAMSCHEN	REP	306	74.27%

JUDGE CHRISTENSEN BOX ELDER			
			Total
Number of Precincts		1	
Precincts Reporting		1	100.0 %
Times Counted	431/685		62.9 %
Total Votes		395	
YES		262	66.33%
NO		133	33.67%

STATE HOUSE DIST 1			
			Total
Number of Precincts		1	
Precincts Reporting		1	100.0 %
Times Counted	431/685		62.9 %
Total Votes		421	
SHERRY PHIPPS	CON	59	14.01%
SCOTT SANDALL	REP	362	85.99%

JUDGE CHRISTENSEN GARLAND			
			Total
Number of Precincts		1	
Precincts Reporting		1	100.0 %
Times Counted	431/685		62.9 %
Total Votes		394	
YES		263	66.75%
NO		131	33.25%

COMMISSION SEAT C			
			Total
Number of Precincts		1	
Precincts Reporting		1	100.0 %
Times Counted	431/685		62.9 %
Total Votes		400	
STAN SUMMERS	REP	400	100.00%

JUDGE CHRISTENSEN TREMONTON			
			Total
Number of Precincts		1	
Precincts Reporting		1	100.0 %
Times Counted	431/685		62.9 %
Total Votes		391	
YES		257	65.73%
NO		134	34.27%

BEC SHERIFF			
			Total
Number of Precincts		1	
Precincts Reporting		1	100.0 %
Times Counted	431/685		62.9 %
Total Votes		395	
KEVIN POTTER	REP	395	100.00%

JUDGE CHRISTENSEN WILLARD			
			Total
Number of Precincts		1	
Precincts Reporting		1	100.0 %
Times Counted	431/685		62.9 %
Total Votes		386	
YES		253	65.54%
NO		133	34.46%

JUDGE BRIAN G. CANNELL			
			Total
Number of Precincts		1	
Precincts Reporting		1	100.0 %
Times Counted	431/685		62.9 %
Total Votes		383	
YES		327	85.38%
NO		56	14.62%

JUDGE NELSON MANTUA			
			Total
Number of Precincts		1	
Precincts Reporting		1	100.0 %
Times Counted	431/685		62.9 %
Total Votes		379	
YES		312	82.32%
NO		67	17.68%

Election Summary Report  
Box Elder County, Utah  
General Election  
November 8, 2016

Date:11/22/16  
Time:06:40:38  
Page:3 of 3

Summary For Garland 01, All Counters, All Races  
OFFICIAL RESULTS

Registered Voters 685 - Cards Cast 431 62.92%

Num. Report Precinct 1 - Num. Reporting 1 100.00%

Constitutional Amendment A	
	Total
Number of Precincts	1
Precincts Reporting	1 100.0 %
Times Counted	431/685 62.9 %
Total Votes	403
FOR	239 59.31%
AGAINST	164 40.69%

Constitutional Amendment B	
	Total
Number of Precincts	1
Precincts Reporting	1 100.0 %
Times Counted	431/685 62.9 %
Total Votes	402
FOR	261 64.93%
AGAINST	141 35.07%

Constitutional Amendment C	
	Total
Number of Precincts	1
Precincts Reporting	1 100.0 %
Times Counted	431/685 62.9 %
Total Votes	403
FOR	200 49.63%
AGAINST	203 50.37%

Election Summary Report  
 Box Elder County, Utah  
 General Election  
 November 8, 2016

Date:11/22/16  
 Time:06:40:38  
 Page:1 of 3

Summary For Garland 02, All Counters, All Races  
 OFFICIAL RESULTS

Registered Voters 593 - Cards Cast 425 71.67%

Num. Report Precinct 1 - Num. Reporting 1 100.00%

STRAIGHT PARTY			
		Total	
Number of Precincts		1	
Precincts Reporting		1	100.0 %
Times Counted		425/593	71.7 %
Total Votes		104	
INDEPENDENT AMERICAN	IAP	4	3.85%
DEMOCRATIC	DEM	9	8.65%
REPUBLICAN	REP	90	86.54%
CONSTITUTION	CON	0	0.00%
LIBERTARIAN	LIB	1	0.96%

U.S. HOUSE OF REP			
		Total	
Number of Precincts		1	
Precincts Reporting		1	100.0 %
Times Counted		425/593	71.7 %
Total Votes		412	
ROB BISHOP	REP	314	76.21%
CRAIG BOWDEN	LIB	22	5.34%
CHADWICK H. FAIRBAN		15	3.64%
PETER C. CLEMENS	DEM	61	14.81%

U.S. PRESIDENT			
		Total	
Number of Precincts		1	
Precincts Reporting		1	100.0 %
Times Counted		425/593	71.7 %
Total Votes		419	
'ROCKY' ROQUE DE LA		1	0.24%
JILL STEIN		2	0.48%
ALYSON KENNEDY		0	0.00%
GARY JOHNSON	LIB	6	1.43%
ROCKY GIORDANI	IAP	1	0.24%
DONALD J. TRUMP	REP	274	65.39%
DARRELL L. CASTLE	CON	3	0.72%
HILLARY RODHAM CLINDEM		34	8.11%
MONICA MOOREHEAD		0	0.00%
EVAN McMULLIN		95	22.67%
Write-in Votes		3	0.72%

GOVERNOR			
		Total	
Number of Precincts		1	
Precincts Reporting		1	100.0 %
Times Counted		425/593	71.7 %
Total Votes		419	
GARY R. HERBERT, SPE REP		350	83.53%
SUPERDELL SCHANZE, IAP		9	2.15%
BRIAN E KAMERATH, B/LIB		21	5.01%
MIKE WEINHOLTZ, KIM DEM		39	9.31%
Write-in Votes		0	0.00%

U.S. SENATE			
		Total	
Number of Precincts		1	
Precincts Reporting		1	100.0 %
Times Counted		425/593	71.7 %
Total Votes		414	
MISTY K SNOW	DEM	38	9.18%
BILL BARRON		7	1.69%
STONEV FONUA	IAP	10	2.42%
MIKE LEE	REP	359	86.71%

ATTY GENERAL			
		Total	
Number of Precincts		1	
Precincts Reporting		1	100.0 %
Times Counted		425/593	71.7 %
Total Votes		408	
MICHAEL W. IsBELL	IAP	19	4.66%
JON V. HARPER	DEM	33	8.09%
SEAN D. REYES	REP	315	77.21%
W. ANDREW McCULLOULIB		41	10.05%

STATE AUDITOR			
		Total	
Number of Precincts		1	
Precincts Reporting		1	100.0 %
Times Counted		425/593	71.7 %
Total Votes		401	
JOHN DOUGALL	REP	313	78.05%
JARED GREEN	IAP	37	9.23%
MIKE MITCHELL	DEM	51	12.72%

**Election Summary Report**  
**Box Elder County, Utah**  
**General Election**  
**November 8, 2016**  
**Summary For Garland 02, All Counters, All Races**  
**OFFICIAL RESULTS**

Date:11/22/16  
 Time:06:40:39  
 Page:2 of 3

Registered Voters 593 - Cards Cast 425 71.67%

Num. Report Precinct 1 - Num. Reporting 1 100.00%

STATE TREASURER			
		Total	
Number of Precincts		1	
Precincts Reporting		1	100.0 %
Times Counted		425/593	71.7 %
Total Votes		400	
RICHARD PROCTOR	CON	45	11.25%
NEIL A. HANSEN	DEM	77	19.25%
DAVID DAMSCHEN	REP	278	69.50%

JUDGE CHRISTENSEN BOX ELDER			
		Total	
Number of Precincts		1	
Precincts Reporting		1	100.0 %
Times Counted		425/593	71.7 %
Total Votes		396	
YES		276	69.70%
NO		120	30.30%

STATE HOUSE DIST 1			
		Total	
Number of Precincts		1	
Precincts Reporting		1	100.0 %
Times Counted		425/593	71.7 %
Total Votes		414	
SHERRY PHIPPS	CON	62	14.98%
SCOTT SANDALL	REP	352	85.02%

JUDGE CHRISTENSEN GARLAND			
		Total	
Number of Precincts		1	
Precincts Reporting		1	100.0 %
Times Counted		425/593	71.7 %
Total Votes		397	
YES		272	68.51%
NO		125	31.49%

COMMISSION SEAT C			
		Total	
Number of Precincts		1	
Precincts Reporting		1	100.0 %
Times Counted		425/593	71.7 %
Total Votes		396	
STAN SUMMERS	REP	396	100.00%

JUDGE CHRISTENSEN TREMONTON			
		Total	
Number of Precincts		1	
Precincts Reporting		1	100.0 %
Times Counted		425/593	71.7 %
Total Votes		388	
YES		263	67.78%
NO		125	32.22%

BEC SHERIFF			
		Total	
Number of Precincts		1	
Precincts Reporting		1	100.0 %
Times Counted		425/593	71.7 %
Total Votes		400	
KEVIN POTTER	REP	400	100.00%

JUDGE CHRISTENSEN WILLARD			
		Total	
Number of Precincts		1	
Precincts Reporting		1	100.0 %
Times Counted		425/593	71.7 %
Total Votes		387	
YES		265	68.48%
NO		122	31.52%

JUDGE BRIAN G. CANNELL			
		Total	
Number of Precincts		1	
Precincts Reporting		1	100.0 %
Times Counted		425/593	71.7 %
Total Votes		386	
YES		327	84.72%
NO		59	15.28%

JUDGE NELSON MANTUA			
		Total	
Number of Precincts		1	
Precincts Reporting		1	100.0 %
Times Counted		425/593	71.7 %
Total Votes		376	
YES		306	81.38%
NO		70	18.62%

**Election Summary Report**  
**Box Elder County, Utah**  
**General Election**  
**November 8, 2016**  
**Summary For Garland 02, All Counters, All Races**  
**OFFICIAL RESULTS**

Date:11/22/16  
 Time:06:40:39  
 Page:3 of 3

Registered Voters 593 - Cards Cast 425 71.67%

Num. Report Precinct 1 - Num. Reporting 1 100.00%

BEC SCHOOL BOARD DIST 1		Total	
Number of Precincts	1		
Precincts Reporting	1	100.0 %	
Times Counted	425/593	71.7 %	
Total Votes	384		
LYNN A. CAPENER	384	100.00%	

Constitutional Amendment A		Total	
Number of Precincts	1		
Precincts Reporting	1	100.0 %	
Times Counted	425/593	71.7 %	
Total Votes	400		
FOR	230	57.50%	
AGAINST	170	42.50%	

Constitutional Amendment B		Total	
Number of Precincts	1		
Precincts Reporting	1	100.0 %	
Times Counted	425/593	71.7 %	
Total Votes	402		
FOR	235	58.46%	
AGAINST	167	41.54%	

Constitutional Amendment C		Total	
Number of Precincts	1		
Precincts Reporting	1	100.0 %	
Times Counted	425/593	71.7 %	
Total Votes	401		
FOR	193	48.13%	
AGAINST	208	51.87%	

Election Summary Report  
 Box Elder County, Utah  
 General Election  
 November 8, 2016

Date: 11/22/16  
 Time: 06:40:39  
 Page: 1 of 3

Summary For Garland East, All Counters, All Races  
**OFFICIAL RESULTS**

Registered Voters 321 - Cards Cast 262 81.62%

Num. Report Precinct 1 - Num. Reporting 1 100.00%

STRAIGHT PARTY			
		Total	
Number of Precincts		1	
Precincts Reporting		1 100.0 %	
Times Counted		262/321	81.6 %
Total Votes		62	
INDEPENDENT AMERICAN	IAP	1	1.61%
DEMOCRATIC	DEM	4	6.45%
REPUBLICAN	REP	56	90.32%
CONSTITUTION	CON	1	1.61%
LIBERTARIAN	LIB	0	0.00%

U.S. HOUSE OF REP			
		Total	
Number of Precincts		1	
Precincts Reporting		1 100.0 %	
Times Counted		262/321	81.6 %
Total Votes		256	
ROB BISHOP	REP	212	82.81%
CRAIG BOWDEN	LIB	11	4.30%
CHADWICK H. FAIRBAN		7	2.73%
PETER C. CLEMENS	DEM	26	10.16%

U.S. PRESIDENT			
		Total	
Number of Precincts		1	
Precincts Reporting		1 100.0 %	
Times Counted		262/321	81.6 %
Total Votes		259	
'ROCKY' ROQUE DE LA		2	0.77%
JILL STEIN		0	0.00%
ALYSON KENNEDY		0	0.00%
GARY JOHNSON	LIB	5	1.93%
ROCKY GIORDANI	IAP	1	0.39%
DONALD J. TRUMP	REP	162	62.55%
DARRELL L. CASTLE	CON	2	0.77%
HILLARY RODHAM CLINDEM		16	6.18%
MONICA MOOREHEAD		0	0.00%
EVAN McMULLIN		62	23.94%
Write-in Votes		9	3.47%

GOVERNOR			
		Total	
Number of Precincts		1	
Precincts Reporting		1 100.0 %	
Times Counted		262/321	81.6 %
Total Votes		260	
GARY R. HERBERT, SPE	REP	233	89.62%
SUPERDELL SCHANZE,	IAP	3	1.15%
BRIAN E KAMERATH,	BALIB	7	2.69%
MIKE WEINHOLTZ,	KIM DEM	17	6.54%
Write-in Votes		0	0.00%

ATTY GENERAL			
		Total	
Number of Precincts		1	
Precincts Reporting		1 100.0 %	
Times Counted		262/321	81.6 %
Total Votes		259	
MICHAEL W. IsBELL	IAP	11	4.25%
JON V. HARPER	DEM	15	5.79%
SEAN D. REYES	REP	223	86.10%
W. ANDREW McCULLOULIB		10	3.86%

U.S. SENATE			
		Total	
Number of Precincts		1	
Precincts Reporting		1 100.0 %	
Times Counted		262/321	81.6 %
Total Votes		254	
MISTY K SNOW	DEM	11	4.33%
BILL BARRON		11	4.33%
STONEY FONUA	IAP	4	1.57%
MIKE LEE	REP	228	89.76%

STATE AUDITOR			
		Total	
Number of Precincts		1	
Precincts Reporting		1 100.0 %	
Times Counted		262/321	81.6 %
Total Votes		250	
JOHN DOUGALL	REP	197	78.80%
JARED GREEN	IAP	21	8.40%
MIKE MITCHELL	DEM	32	12.80%

Election Summary Report  
 Box Elder County, Utah  
 General Election  
 November 8, 2016

Date: 11/22/16  
 Time: 06:40:39  
 Page: 2 of 3

Summary For Garland East, All Counters, All Races  
**OFFICIAL RESULTS**

Registered Voters 321 - Cards Cast 262 81.62%

Num. Report Precinct 1 - Num. Reporting 1 100.00%

STATE TREASURER			
		Total	
Number of Precincts		1	
Precincts Reporting		1	100.0 %
Times Counted		262/321	81.6 %
Total Votes		249	
RICHARD PROCTOR	CON	26	10.44%
NEIL A. HANSEN	DEM	42	16.87%
DAVID DAMSCHEN	REP	181	72.69%

JUDGE CHRISTENSEN BOX ELDER			
		Total	
Number of Precincts		1	
Precincts Reporting		1	100.0 %
Times Counted		262/321	81.6 %
Total Votes		248	
YES		183	73.79%
NO		65	26.21%

STATE HOUSE DIST 1			
		Total	
Number of Precincts		1	
Precincts Reporting		1	100.0 %
Times Counted		262/321	81.6 %
Total Votes		257	
SHERRY PHIPPS	CON	29	11.28%
SCOTT SANDALL	REP	228	88.72%

JUDGE CHRISTENSEN GARLAND			
		Total	
Number of Precincts		1	
Precincts Reporting		1	100.0 %
Times Counted		262/321	81.6 %
Total Votes		249	
YES		180	72.29%
NO		69	27.71%

COMMISSION SEAT C			
		Total	
Number of Precincts		1	
Precincts Reporting		1	100.0 %
Times Counted		262/321	81.6 %
Total Votes		251	
STAN SUMMERS	REP	251	100.00%

JUDGE CHRISTENSEN TREMONTON			
		Total	
Number of Precincts		1	
Precincts Reporting		1	100.0 %
Times Counted		262/321	81.6 %
Total Votes		241	
YES		171	70.95%
NO		70	29.05%

BEC SHERIFF			
		Total	
Number of Precincts		1	
Precincts Reporting		1	100.0 %
Times Counted		262/321	81.6 %
Total Votes		249	
KEVIN POTTER	REP	249	100.00%

JUDGE CHRISTENSEN WILLARD			
		Total	
Number of Precincts		1	
Precincts Reporting		1	100.0 %
Times Counted		262/321	81.6 %
Total Votes		241	
YES		175	72.61%
NO		66	27.39%

JUDGE BRIAN G. CANNELL			
		Total	
Number of Precincts		1	
Precincts Reporting		1	100.0 %
Times Counted		262/321	81.6 %
Total Votes		241	
YES		210	87.14%
NO		31	12.86%

JUDGE NELSON MANTUA			
		Total	
Number of Precincts		1	
Precincts Reporting		1	100.0 %
Times Counted		262/321	81.6 %
Total Votes		230	
YES		185	80.43%
NO		45	19.57%



Election Summary Report  
 Box Elder County, Utah  
 General Election  
 November 8, 2016

Date: 11/22/16  
 Time: 06:40:39  
 Page: 3 of 3

Summary For Garland East, All Counters, All Races  
**OFFICIAL RESULTS**

Registered Voters 321 - Cards Cast 262 81.62%

Num. Report Precinct 1 - Num. Reporting 1 100.00%

BEC SCHOOL BOARD DIST 1		Total
Number of Precincts		1
Precincts Reporting	1	100.0 %
Times Counted	262/321	81.6 %
Total Votes		241
LYNN A. CAPENER	241	100.00%

Constitutional Amendment A		Total
Number of Precincts		1
Precincts Reporting	1	100.0 %
Times Counted	262/321	81.6 %
Total Votes		242
FOR	133	54.96%
AGAINST	109	45.04%

Constitutional Amendment B		Total
Number of Precincts		1
Precincts Reporting	1	100.0 %
Times Counted	262/321	81.6 %
Total Votes		244
FOR	141	57.79%
AGAINST	103	42.21%

Constitutional Amendment C		Total
Number of Precincts		1
Precincts Reporting	1	100.0 %
Times Counted	262/321	81.6 %
Total Votes		246
FOR	108	43.90%
AGAINST	138	56.10%

Election Summary Report  
 Box Elder County, Utah  
 General Election  
 November 8, 2016

Date: 11/22/16  
 Time: 06:40:40  
 Page: 1 of 3

Summary For Grouse Creek, All Counters, All Races  
**OFFICIAL RESULTS**

Registered Voters 41 - Cards Cast 33 80.49%

Num. Report Precinct 1 - Num. Reporting 1 100.00%

STRAIGHT PARTY			
		Total	
Number of Precincts		1	
Precincts Reporting		1	100.0 %
Times Counted		33/41	80.5 %
Total Votes		8	
INDEPENDENT AMERICAN	IAP	0	0.00%
DEMOCRATIC	DEM	0	0.00%
REPUBLICAN	REP	8	100.00%
CONSTITUTION	CON	0	0.00%
LIBERTARIAN	LIB	0	0.00%

U.S. HOUSE OF REP			
		Total	
Number of Precincts		1	
Precincts Reporting		1	100.0 %
Times Counted		33/41	80.5 %
Total Votes		33	
ROB BISHOP	REP	33	100.00%
CRAIG BOWDEN	LIB	0	0.00%
CHADWICK H. FAIRBAN		0	0.00%
PETER C. CLEMENS	DEM	0	0.00%

U.S. PRESIDENT			
		Total	
Number of Precincts		1	
Precincts Reporting		1	100.0 %
Times Counted		33/41	80.5 %
Total Votes		33	
'ROCKY' ROQUE DE LA		0	0.00%
JILL STEIN		0	0.00%
ALYSON KENNEDY		0	0.00%
GARY JOHNSON	LIB	0	0.00%
ROCKY GIORDANI	IAP	0	0.00%
DONALD J. TRUMP	REP	25	75.76%
DARRELL L. CASTLE	CON	0	0.00%
HILLARY RODHAM CLINDEM		0	0.00%
MONICA MOOREHEAD		0	0.00%
EVAN McMULLIN		8	24.24%
Write-in Votes		0	0.00%

GOVERNOR			
		Total	
Number of Precincts		1	
Precincts Reporting		1	100.0 %
Times Counted		33/41	80.5 %
Total Votes		32	
GARY R. HERBERT, SPE	REP	30	93.75%
SUPERDELL SCHANZE,	IAP	2	6.25%
BRIAN E KAMERATH, B/	LIB	0	0.00%
MIKE WEINHOLTZ, KIM	DEM	0	0.00%
Write-in Votes		0	0.00%

U.S. SENATE			
		Total	
Number of Precincts		1	
Precincts Reporting		1	100.0 %
Times Counted		33/41	80.5 %
Total Votes		33	
MISTY K SNOW	DEM	0	0.00%
BILL BARRON		0	0.00%
STONEY FONUA	IAP	0	0.00%
MIKE LEE	REP	33	100.00%

ATTY GENERAL			
		Total	
Number of Precincts		1	
Precincts Reporting		1	100.0 %
Times Counted		33/41	80.5 %
Total Votes		31	
MICHAEL W. IsBELL	IAP	2	6.45%
JON V. HARPER	DEM	2	6.45%
SEAN D. REYES	REP	27	87.10%
W. ANDREW McCULLOULIB		0	0.00%

STATE AUDITOR			
		Total	
Number of Precincts		1	
Precincts Reporting		1	100.0 %
Times Counted		33/41	80.5 %
Total Votes		30	
JOHN DOUGALL	REP	25	83.33%
JARED GREEN	IAP	2	6.67%
MIKE MITCHELL	DEM	3	10.00%

Election Summary Report  
 Box Elder County, Utah  
 General Election  
 November 8, 2016

Date: 11/22/16  
 Time: 06:40:40  
 Page: 2 of 3

Summary For Grouse Creek, All Races  
**OFFICIAL RESULTS**

Registered Voters 41 - Cards Cast 33 80.49%

Num. Report Precinct 1 - Num. Reporting 1 100.00%

STATE TREASURER			
			Total
Number of Precincts			1
Precincts Reporting		100.0 %	1
Times Counted	33/41	80.5 %	
Total Votes			30
RICHARD PROCTOR	CON	2	6.67%
NEIL A. HANSEN	DEM	3	10.00%
DAVID DAMSCHEN	REP	25	83.33%

JUDGE CHRISTENSEN BOX ELDER			
			Total
Number of Precincts			1
Precincts Reporting		100.0 %	1
Times Counted	33/41	80.5 %	
Total Votes			28
YES		25	89.29%
NO		3	10.71%

STATE HOUSE DIST 1			
			Total
Number of Precincts			1
Precincts Reporting		100.0 %	1
Times Counted	33/41	80.5 %	
Total Votes			33
SHERRY PHIPPS	CON	2	6.06%
SCOTT SANDALL	REP	31	93.94%

JUDGE CHRISTENSEN GARLAND			
			Total
Number of Precincts			1
Precincts Reporting		100.0 %	1
Times Counted	33/41	80.5 %	
Total Votes			28
YES		25	89.29%
NO		3	10.71%

COMMISSION SEAT C			
			Total
Number of Precincts			1
Precincts Reporting		100.0 %	1
Times Counted	33/41	80.5 %	
Total Votes			28
STAN SUMMERS	REP	28	100.00%

JUDGE CHRISTENSEN TREMONTON			
			Total
Number of Precincts			1
Precincts Reporting		100.0 %	1
Times Counted	33/41	80.5 %	
Total Votes			28
YES		26	92.86%
NO		2	7.14%

BEC SHERIFF			
			Total
Number of Precincts			1
Precincts Reporting		100.0 %	1
Times Counted	33/41	80.5 %	
Total Votes			28
KEVIN POTTER	REP	28	100.00%

JUDGE CHRISTENSEN WILLARD			
			Total
Number of Precincts			1
Precincts Reporting		100.0 %	1
Times Counted	33/41	80.5 %	
Total Votes			28
YES		25	89.29%
NO		3	10.71%

JUDGE BRIAN G. CANNELL			
			Total
Number of Precincts			1
Precincts Reporting		100.0 %	1
Times Counted	33/41	80.5 %	
Total Votes			29
YES		26	89.66%
NO		3	10.34%

JUDGE NELSON MANTUA			
			Total
Number of Precincts			1
Precincts Reporting		100.0 %	1
Times Counted	33/41	80.5 %	
Total Votes			28
YES		25	89.29%
NO		3	10.71%

Election Summary Report  
 Box Elder County, Utah  
 General Election  
 November 8, 2016

Date:11/22/16  
 Time:06:40:40  
 Page:3 of 3

Summary For Grouse Creek, All Counters, All Races  
**OFFICIAL RESULTS**

Registered Voters 41 - Cards Cast 33 80.49%

Num. Report Precinct 1 - Num. Reporting 1 100.00%

BEC SCHOOL BOARD DIST 1		Total
Number of Precincts		1
Precincts Reporting		1 100.0 %
Times Counted		33/41 80.5 %
Total Votes		25
LYNN A. CAPENER		25 100.00%

Constitutional Amendment A		Total
Number of Precincts		1
Precincts Reporting		1 100.0 %
Times Counted		33/41 80.5 %
Total Votes		29
FOR		17 58.62%
AGAINST		12 41.38%

Constitutional Amendment B		Total
Number of Precincts		1
Precincts Reporting		1 100.0 %
Times Counted		33/41 80.5 %
Total Votes		29
FOR		18 62.07%
AGAINST		11 37.93%

Constitutional Amendment C		Total
Number of Precincts		1
Precincts Reporting		1 100.0 %
Times Counted		33/41 80.5 %
Total Votes		28
FOR		12 42.86%
AGAINST		16 57.14%

**Election Summary Report**  
**Box Elder County, Utah**  
**General Election**  
**November 8, 2016**  
**Summary For Honeyville, All Counters, All Races**  
**OFFICIAL RESULTS**

Date:11/22/16  
 Time:06:40:41  
 Page:1 of 3

Registered Voters 849 - Cards Cast 628 73.97%

Num. Report Precinct 1 - Num. Reporting 1 100.00%

STRAIGHT PARTY			
		Total	
Number of Precincts		1	
Precincts Reporting		1	100.0 %
Times Counted	628/849	74.0 %	
Total Votes		212	
INDEPENDENT AMERICAN	IAP	11	5.19%
DEMOCRATIC	DEM	19	8.96%
REPUBLICAN	REP	176	83.02%
CONSTITUTION	CON	4	1.89%
LIBERTARIAN	LIB	2	0.94%

U.S. HOUSE OF REP			
		Total	
Number of Precincts		1	
Precincts Reporting		1	100.0 %
Times Counted	628/849	74.0 %	
Total Votes		609	
ROB BISHOP	REP	487	79.97%
CRAIG BOWDEN	LIB	32	5.25%
CHADWICK H. FAIRBAN		8	1.31%
PETER C. CLEMENS	DEM	82	13.46%

U.S. PRESIDENT			
		Total	
Number of Precincts		1	
Precincts Reporting		1	100.0 %
Times Counted	628/849	74.0 %	
Total Votes		626	
'ROCKY' ROQUE DE LA		0	0.00%
JILL STEIN		2	0.32%
ALYSON KENNEDY		0	0.00%
GARY JOHNSON	LIB	27	4.31%
ROCKY GIORDANI	IAP	3	0.48%
DONALD J. TRUMP	REP	430	68.69%
DARRELL L. CASTLE	CON	11	1.76%
HILLARY RODHAM CLINDEM		51	8.15%
MONICA MOOREHEAD		0	0.00%
EVAN McMULLIN		99	15.81%
Write-in Votes		3	0.48%

GOVERNOR			
		Total	
Number of Precincts		1	
Precincts Reporting		1	100.0 %
Times Counted	628/849	74.0 %	
Total Votes		616	
GARY R. HERBERT, SPE	REP	505	81.98%
SUPERDELL SCHANZE, IAP		9	1.46%
BRIAN E KAMERATH, B/LIB		27	4.38%
MIKE WEINHOLTZ, KIM	DEM	75	12.18%
Write-in Votes		0	0.00%

U.S. SENATE			
		Total	
Number of Precincts		1	
Precincts Reporting		1	100.0 %
Times Counted	628/849	74.0 %	
Total Votes		609	
MISTY K SNOW	DEM	62	10.18%
BILL BARRON		12	1.97%
STONEY FONUA	IAP	11	1.81%
MIKE LEE	REP	524	86.04%

ATTY GENERAL			
		Total	
Number of Precincts		1	
Precincts Reporting		1	100.0 %
Times Counted	628/849	74.0 %	
Total Votes		606	
MICHAEL W. IsBELL	IAP	17	2.81%
JON V. HARPER	DEM	71	11.72%
SEAN D. REYES	REP	478	78.88%
W. ANDREW McCULLOULIB		40	6.60%

STATE AUDITOR			
		Total	
Number of Precincts		1	
Precincts Reporting		1	100.0 %
Times Counted	628/849	74.0 %	
Total Votes		598	
JOHN DOUGALL	REP	472	78.93%
JARED GREEN	IAP	38	6.35%
MIKE MITCHELL	DEM	88	14.72%

**Election Summary Report**  
**Box Elder County, Utah**  
**General Election**  
**November 8, 2016**  
**Summary For Honeyville, All Counters, All Races**  
**OFFICIAL RESULTS**

Date:11/22/16  
 Time:06:40:41  
 Page:2 of 3

Registered Voters 849 - Cards Cast 628 73.97%

Num. Report Precinct 1 - Num. Reporting 1 100.00%

STATE TREASURER			
			Total
Number of Precincts			1
Precincts Reporting		1	100.0 %
Times Counted	628/849	74.0 %	
Total Votes			603
RICHARD PROCTOR	CON	49	8.13%
NEIL A. HANSEN	DEM	107	17.74%
DAVID DAMSCHEN	REP	447	74.13%

JUDGE CHRISTENSEN BOX ELDER			
			Total
Number of Precincts			1
Precincts Reporting		1	100.0 %
Times Counted	628/849	74.0 %	
Total Votes			568
YES		428	75.35%
NO		140	24.65%

STATE HOUSE DIST 1			
			Total
Number of Precincts			1
Precincts Reporting		1	100.0 %
Times Counted	628/849	74.0 %	
Total Votes			595
SHERRY PHIPPS	CON	92	15.46%
SCOTT SANDALL	REP	503	84.54%

JUDGE CHRISTENSEN GARLAND			
			Total
Number of Precincts			1
Precincts Reporting		1	100.0 %
Times Counted	628/849	74.0 %	
Total Votes			558
YES		421	75.45%
NO		137	24.55%

COMMISSION SEAT C			
			Total
Number of Precincts			1
Precincts Reporting		1	100.0 %
Times Counted	628/849	74.0 %	
Total Votes			579
STAN SUMMERS	REP	579	100.00%

JUDGE CHRISTENSEN TREMONTON			
			Total
Number of Precincts			1
Precincts Reporting		1	100.0 %
Times Counted	628/849	74.0 %	
Total Votes			562
YES		425	75.62%
NO		137	24.38%

BEC SHERIFF			
			Total
Number of Precincts			1
Precincts Reporting		1	100.0 %
Times Counted	628/849	74.0 %	
Total Votes			594
KEVIN POTTER	REP	594	100.00%

JUDGE CHRISTENSEN WILLARD			
			Total
Number of Precincts			1
Precincts Reporting		1	100.0 %
Times Counted	628/849	74.0 %	
Total Votes			566
YES		420	74.20%
NO		146	25.80%

JUDGE BRIAN G. CANNELL			
			Total
Number of Precincts			1
Precincts Reporting		1	100.0 %
Times Counted	628/849	74.0 %	
Total Votes			559
YES		492	88.01%
NO		67	11.99%

JUDGE NELSON MANTUA			
			Total
Number of Precincts			1
Precincts Reporting		1	100.0 %
Times Counted	628/849	74.0 %	
Total Votes			557
YES		473	84.92%
NO		84	15.08%

Election Summary Report  
Box Elder County, Utah  
General Election  
November 8, 2016

Date:11/22/16  
Time:06:40:41  
Page:3 of 3

Summary For Honeyville, All Counters, All Races  
OFFICIAL RESULTS

Registered Voters 849 - Cards Cast 628 73.97%

Num. Report Precinct 1 - Num. Reporting 1 100.00%

Constitutional Amendment A		Total	
Number of Precincts	1		
Precincts Reporting	1	100.0 %	
Times Counted	628/849	74.0 %	
Total Votes	588		
FOR	334	56.80%	
AGAINST	254	43.20%	

Constitutional Amendment B		Total	
Number of Precincts	1		
Precincts Reporting	1	100.0 %	
Times Counted	628/849	74.0 %	
Total Votes	585		
FOR	348	59.49%	
AGAINST	237	40.51%	

Constitutional Amendment C		Total	
Number of Precincts	1		
Precincts Reporting	1	100.0 %	
Times Counted	628/849	74.0 %	
Total Votes	587		
FOR	238	40.55%	
AGAINST	349	59.45%	

Election Summary Report  
 Box Elder County, Utah  
 General Election  
 November 8, 2016  
 Summary For Howell, All Counters, All Races  
**OFFICIAL RESULTS**

Date:11/22/16

Time:06:40:42

Page:1 of 3

Registered Voters 144 - Cards Cast 119 82.64%

Num. Report Precinct 1 - Num. Reporting 1 100.00%

STRAIGHT PARTY			
		Total	
Number of Precincts		1	
Precincts Reporting		1	100.0 %
Times Counted		119/144	82.6 %
Total Votes		29	
INDEPENDENT AMERICAN	IAP	3	10.34%
DEMOCRATIC	DEM	1	3.45%
REPUBLICAN	REP	25	86.21%
CONSTITUTION	CON	0	0.00%
LIBERTARIAN	LIB	0	0.00%

U.S. HOUSE OF REP			
		Total	
Number of Precincts		1	
Precincts Reporting		1	100.0 %
Times Counted		119/144	82.6 %
Total Votes		118	
ROB BISHOP	REP	90	76.27%
CRAIG BOWDEN	LIB	6	5.08%
CHADWICK H. FAIRBAN		5	4.24%
PETER C. CLEMENS	DEM	17	14.41%

U.S. PRESIDENT			
		Total	
Number of Precincts		1	
Precincts Reporting		1	100.0 %
Times Counted		119/144	82.6 %
Total Votes		119	
'ROCKY' ROQUE DE LA		0	0.00%
JILL STEIN		0	0.00%
ALYSON KENNEDY		0	0.00%
GARY JOHNSON	LIB	4	3.36%
ROCKY GIORDANI	IAP	0	0.00%
DONALD J. TRUMP	REP	89	74.79%
DARRELL L. CASTLE	CON	5	4.20%
HILLARY RODHAM CLINDEM		5	4.20%
MONICA MOOREHEAD		0	0.00%
EVAN McMULLIN		14	11.76%
Write-in Votes		2	1.68%

GOVERNOR			
		Total	
Number of Precincts		1	
Precincts Reporting		1	100.0 %
Times Counted		119/144	82.6 %
Total Votes		119	
GARY R. HERBERT, SPE REP		94	78.99%
SUPERDELL SCHANZE, IAP		5	4.20%
BRIAN E KAMERATH, B/LIB		4	3.36%
MIKE WEINHOLTZ, KIM DEM		12	10.08%
Write-in Votes		4	3.36%

ATTY GENERAL			
		Total	
Number of Precincts		1	
Precincts Reporting		1	100.0 %
Times Counted		119/144	82.6 %
Total Votes		118	
MICHAEL W. IsBELL	IAP	10	8.47%
JON V. HARPER	DEM	14	11.86%
SEAN D. REYES	REP	88	74.58%
W. ANDREW McCULLOULIB		6	5.08%

U.S. SENATE			
		Total	
Number of Precincts		1	
Precincts Reporting		1	100.0 %
Times Counted		119/144	82.6 %
Total Votes		115	
MISTY K SNOW	DEM	4	3.48%
BILL BARRON		4	3.48%
STONEY FONUA	IAP	4	3.48%
MIKE LEE	REP	103	89.57%

STATE AUDITOR			
		Total	
Number of Precincts		1	
Precincts Reporting		1	100.0 %
Times Counted		119/144	82.6 %
Total Votes		115	
JOHN DOUGALL	REP	78	67.83%
JARED GREEN	IAP	17	14.78%
MIKE MITCHELL	DEM	20	17.39%



Election Summary Report  
 Box Elder County, Utah  
 General Election  
 November 8, 2016  
 Summary For Howell, All Counters, All Races  
**OFFICIAL RESULTS**

Date: 11/22/16  
 Time: 06:40:42  
 Page: 2 of 3

Registered Voters 144 - Cards Cast 119 82.64%

Num. Report Precinct 1 - Num. Reporting 1 100.00%

STATE TREASURER			
		Total	
Number of Precincts		1	
Precincts Reporting		1	100.0 %
Times Counted		119/144	82.6 %
Total Votes		114	
RICHARD PROCTOR	CON	19	16.67%
NEIL A. HANSEN	DEM	24	21.05%
DAVID DAMSCHEN	REP	71	62.28%

JUDGE CHRISTENSEN BOX ELDER			
		Total	
Number of Precincts		1	
Precincts Reporting		1	100.0 %
Times Counted		119/144	82.6 %
Total Votes		115	
YES		79	68.70%
NO		36	31.30%

STATE HOUSE DIST 1			
		Total	
Number of Precincts		1	
Precincts Reporting		1	100.0 %
Times Counted		119/144	82.6 %
Total Votes		116	
SHERRY PHIPPS	CON	21	18.10%
SCOTT SANDALL	REP	95	81.90%

JUDGE CHRISTENSEN GARLAND			
		Total	
Number of Precincts		1	
Precincts Reporting		1	100.0 %
Times Counted		119/144	82.6 %
Total Votes		113	
YES		76	67.26%
NO		37	32.74%

COMMISSION SEAT C			
		Total	
Number of Precincts		1	
Precincts Reporting		1	100.0 %
Times Counted		119/144	82.6 %
Total Votes		108	
STAN SUMMERS	REP	108	100.00%

JUDGE CHRISTENSEN TREMONTON			
		Total	
Number of Precincts		1	
Precincts Reporting		1	100.0 %
Times Counted		119/144	82.6 %
Total Votes		114	
YES		76	66.67%
NO		38	33.33%

BEC SHERIFF			
		Total	
Number of Precincts		1	
Precincts Reporting		1	100.0 %
Times Counted		119/144	82.6 %
Total Votes		109	
KEVIN POTTER	REP	109	100.00%

JUDGE CHRISTENSEN WILLARD			
		Total	
Number of Precincts		1	
Precincts Reporting		1	100.0 %
Times Counted		119/144	82.6 %
Total Votes		114	
YES		74	64.91%
NO		40	35.09%

JUDGE BRIAN G. CANNELL			
		Total	
Number of Precincts		1	
Precincts Reporting		1	100.0 %
Times Counted		119/144	82.6 %
Total Votes		112	
YES		89	79.46%
NO		23	20.54%

JUDGE NELSON MANTUA			
		Total	
Number of Precincts		1	
Precincts Reporting		1	100.0 %
Times Counted		119/144	82.6 %
Total Votes		109	
YES		86	78.90%
NO		23	21.10%

**Election Summary Report**  
**Box Elder County, Utah**  
**General Election**  
**November 8, 2016**  
**Summary For Howell, All Counters, All Races**  
**OFFICIAL RESULTS**

Date:11/22/16  
 Time:06:40:42  
 Page:3 of 3

Registered Voters 144 - Cards Cast 119 82.64%

Num. Report Precinct 1 - Num. Reporting 1 100.00%

BEC SCHOOL BOARD DIST 1		Total	
Number of Precincts	1		
Precincts Reporting	1	100.0 %	
Times Counted	119/144	82.6 %	
Total Votes	104		
LYNN A. CAPENER	104	100.00%	

Constitutional Amendment A		Total	
Number of Precincts	1		
Precincts Reporting	1	100.0 %	
Times Counted	119/144	82.6 %	
Total Votes	115		
FOR	55	47.83%	
AGAINST	60	52.17%	

Constitutional Amendment B		Total	
Number of Precincts	1		
Precincts Reporting	1	100.0 %	
Times Counted	119/144	82.6 %	
Total Votes	114		
FOR	61	53.51%	
AGAINST	53	46.49%	

Constitutional Amendment C		Total	
Number of Precincts	1		
Precincts Reporting	1	100.0 %	
Times Counted	119/144	82.6 %	
Total Votes	115		
FOR	31	26.96%	
AGAINST	84	73.04%	

Election Summary Report  
 Box Elder County, Utah  
 General Election  
 November 8, 2016  
 Summary For Mantua, All Counters, All Races  
**OFFICIAL RESULTS**

Date: 11/22/16  
 Time: 06:40:43  
 Page: 1 of 3

Registered Voters 501 - Cards Cast 429 85.63%

Num. Report Precinct 1 - Num. Reporting 1 100.00%

STRAIGHT PARTY			
		Total	
Number of Precincts		1	
Precincts Reporting		1	100.0 %
Times Counted		429/501	85.6 %
Total Votes		110	
INDEPENDENT AMERIC/IAP		7	6.36%
DEMOCRATIC	DEM	8	7.27%
REPUBLICAN	REP	92	83.64%
CONSTITUTION	CON	2	1.82%
LIBERTARIAN	LIB	1	0.91%

U.S. HOUSE OF REP			
		Total	
Number of Precincts		1	
Precincts Reporting		1	100.0 %
Times Counted		429/501	85.6 %
Total Votes		425	
ROB BISHOP	REP	347	81.65%
CRAIG BOWDEN	LIB	9	2.12%
CHADWICK H. FAIRBAN		6	1.41%
PETER C. CLEMENS	DEM	63	14.82%

U.S. PRESIDENT			
		Total	
Number of Precincts		1	
Precincts Reporting		1	100.0 %
Times Counted		429/501	85.6 %
Total Votes		427	
'ROCKY' ROQUE DE LA		0	0.00%
JILL STEIN		1	0.23%
ALYSON KENNEDY		0	0.00%
GARY JOHNSON	LIB	11	2.58%
ROCKY GIORDANI	IAP	0	0.00%
DONALD J. TRUMP	REP	259	60.66%
DARRELL L. CASTLE	CON	0	0.00%
HILLARY RODHAM CLINDEM		40	9.37%
MONICA MOOREHEAD		0	0.00%
EVAN McMULLIN		111	26.00%
Write-in Votes		5	1.17%

GOVERNOR			
		Total	
Number of Precincts		1	
Precincts Reporting		1	100.0 %
Times Counted		429/501	85.6 %
Total Votes		417	
GARY R. HERBERT, SPE REP		351	84.17%
SUPERDELL SCHANZE, IAP		3	0.72%
BRIAN E KAMERATH, B/LIB		11	2.64%
MIKE WEINHOLT'Z, KIM DEM		50	11.99%
Write-in Votes		2	0.48%

ATTY GENERAL			
		Total	
Number of Precincts		1	
Precincts Reporting		1	100.0 %
Times Counted		429/501	85.6 %
Total Votes		411	
MICHAEL W. IsBELL	IAP	10	2.43%
JON V. HARPER	DEM	51	12.41%
SEAN D. REYES	REP	335	81.51%
W. ANDREW McCULLOULIB		15	3.65%

U.S. SENATE			
		Total	
Number of Precincts		1	
Precincts Reporting		1	100.0 %
Times Counted		429/501	85.6 %
Total Votes		411	
MISTY K SNOW	DEM	43	10.46%
BILL BARRON		7	1.70%
STONEY FONUA	IAP	6	1.46%
MIKE LEE	REP	355	86.37%

STATE AUDITOR			
		Total	
Number of Precincts		1	
Precincts Reporting		1	100.0 %
Times Counted		429/501	85.6 %
Total Votes		401	
JOHN DOUGALL	REP	315	78.55%
JARED GREEN	IAP	25	6.23%
MIKE MITCHELL	DEM	61	15.21%

**Election Summary Report**  
**Box Elder County, Utah**  
**General Election**  
**November 8, 2016**  
**Summary For Mantua, All Counters, All Races**  
**OFFICIAL RESULTS**

Date: 11/22/16  
 Time: 06:40:43  
 Page: 2 of 3

Registered Voters 501 - Cards Cast 429 85.63%

Num. Report Precinct 1 - Num. Reporting 1 100.00%

STATE TREASURER			
			Total
Number of Precincts			1
Precincts Reporting		100.0 %	1
Times Counted	429/501	85.6 %	
Total Votes			399
RICHARD PROCTOR	CON	32	8.02%
NEIL A. HANSEN	DEM	74	18.55%
DAVID DAMSCHEN	REP	293	73.43%

JUDGE CHRISTENSEN BOX ELDER			
			Total
Number of Precincts			1
Precincts Reporting		100.0 %	1
Times Counted	429/501	85.6 %	
Total Votes			384
YES			294 76.56%
NO			90 23.44%

STATE HOUSE DIST 1			
			Total
Number of Precincts			1
Precincts Reporting		100.0 %	1
Times Counted	429/501	85.6 %	
Total Votes			390
SHERRY PHIPPS	CON	65	16.67%
SCOTT SANDALL	REP	325	83.33%

JUDGE CHRISTENSEN GARLAND			
			Total
Number of Precincts			1
Precincts Reporting		100.0 %	1
Times Counted	429/501	85.6 %	
Total Votes			372
YES			284 76.34%
NO			88 23.66%

COMMISSION SEAT C			
			Total
Number of Precincts			1
Precincts Reporting		100.0 %	1
Times Counted	429/501	85.6 %	
Total Votes			350
STAN SUMMERS	REP	350	100.00%

JUDGE CHRISTENSEN TREMONTON			
			Total
Number of Precincts			1
Precincts Reporting		100.0 %	1
Times Counted	429/501	85.6 %	
Total Votes			373
YES			280 75.07%
NO			93 24.93%

BEC SHERIFF			
			Total
Number of Precincts			1
Precincts Reporting		100.0 %	1
Times Counted	429/501	85.6 %	
Total Votes			356
KEVIN POTTER	REP	356	100.00%

JUDGE CHRISTENSEN WILLARD			
			Total
Number of Precincts			1
Precincts Reporting		100.0 %	1
Times Counted	429/501	85.6 %	
Total Votes			374
YES			280 74.87%
NO			94 25.13%

JUDGE BRIAN G. CANNELL			
			Total
Number of Precincts			1
Precincts Reporting		100.0 %	1
Times Counted	429/501	85.6 %	
Total Votes			363
YES			307 84.57%
NO			56 15.43%

JUDGE NELSON MANTUA			
			Total
Number of Precincts			1
Precincts Reporting		100.0 %	1
Times Counted	429/501	85.6 %	
Total Votes			417
YES			350 83.93%
NO			67 16.07%

**Election Summary Report**  
**Box Elder County, Utah**  
**General Election**  
**November 8, 2016**  
**Summary For Mantua, All Counters, All Races**  
**OFFICIAL RESULTS**

Date:11/22/16  
 Time:06:40:43  
 Page:3 of 3

Registered Voters 501 - Cards Cast 429 85.63%

Num. Report Precinct 1 - Num. Reporting 1 100.00%

Constitutional Amendment A		Total	
Number of Precincts	1		
Precincts Reporting	1	100.0 %	
Times Counted	429/501	85.6 %	
Total Votes	385		
FOR	227	58.96%	
AGAINST	158	41.04%	

Constitutional Amendment B		Total	
Number of Precincts	1		
Precincts Reporting	1	100.0 %	
Times Counted	429/501	85.6 %	
Total Votes	392		
FOR	240	61.22%	
AGAINST	152	38.78%	

Constitutional Amendment C		Total	
Number of Precincts	1		
Precincts Reporting	1	100.0 %	
Times Counted	429/501	85.6 %	
Total Votes	390		
FOR	128	32.82%	
AGAINST	262	67.18%	

Election Summary Report  
 Box Elder County, Utah  
 General Election  
 November 8, 2016

Date: 11/22/16  
 Time: 06:40:43  
 Page: 1 of 3

Summary For Park Valley, All Counters, All Races  
**OFFICIAL RESULTS**

Registered Voters 106 - Cards Cast 84 79.25%

Num. Report Precinct 1 - Num. Reporting 1 100.00%

STRAIGHT PARTY			
		Total	
Number of Precincts		1	
Precincts Reporting		1	100.0 %
Times Counted	84/106	79.2 %	
Total Votes		24	
INDEPENDENT AMERIC/IAP		0	0.00%
DEMOCRATIC	DEM	1	4.17%
REPUBLICAN	REP	22	91.67%
CONSTITUTION	CON	1	4.17%
LIBERTARIAN	LIB	0	0.00%

U.S. HOUSE OF REP			
		Total	
Number of Precincts		1	
Precincts Reporting		1	100.0 %
Times Counted	84/106	79.2 %	
Total Votes		81	
ROB BISHOP	REP	79	97.53%
CRAIG BOWDEN	LIB	2	2.47%
CHADWICK H. FAIRBAN		0	0.00%
PETER C. CLEMENS	DEM	0	0.00%

U.S. PRESIDENT			
		Total	
Number of Precincts		1	
Precincts Reporting		1	100.0 %
Times Counted	84/106	79.2 %	
Total Votes		83	
'ROCKY' ROQUE DE LA		0	0.00%
JILL STEIN		0	0.00%
ALYSON KENNEDY		0	0.00%
GARY JOHNSON	LIB	0	0.00%
ROCKY GIORDANI	IAP	0	0.00%
DONALD J. TRUMP	REP	68	81.93%
DARRELL L. CASTLE	CON	0	0.00%
HILLARY RODHAM CLINDEM		2	2.41%
MONICA MOOREHEAD		0	0.00%
EVAN McMULLIN		13	15.66%
Write-in Votes		0	0.00%

GOVERNOR			
		Total	
Number of Precincts		1	
Precincts Reporting		1	100.0 %
Times Counted	84/106	79.2 %	
Total Votes		80	
GARY R. HERBERT, SPE REP		76	95.00%
SUPERDELL SCHANZE, CIAP		1	1.25%
BRIAN E KAMERATH, B/LIB		2	2.50%
MIKE WEINHOLTZ, KIM DEM		1	1.25%
Write-in Votes		0	0.00%

U.S. SENATE			
		Total	
Number of Precincts		1	
Precincts Reporting		1	100.0 %
Times Counted	84/106	79.2 %	
Total Votes		81	
MISTY K SNOW	DEM	1	1.23%
BILL BARRON		0	0.00%
STONEY FONUA	IAP	1	1.23%
MIKE LEE	REP	79	97.53%

ATTY GENERAL			
		Total	
Number of Precincts		1	
Precincts Reporting		1	100.0 %
Times Counted	84/106	79.2 %	
Total Votes		79	
MICHAEL W. IsBELL	IAP	2	2.53%
JON V. HARPER	DEM	2	2.53%
SEAN D. REYES	REP	74	93.67%
W. ANDREW McCULLOULIB		1	1.27%

STATE AUDITOR			
		Total	
Number of Precincts		1	
Precincts Reporting		1	100.0 %
Times Counted	84/106	79.2 %	
Total Votes		77	
JOHN DOUGALL	REP	72	93.51%
JARED GREEN	IAP	3	3.90%
MIKE MITCHELL	DEM	2	2.60%

**Election Summary Report**  
**Box Elder County, Utah**  
**General Election**  
**November 8, 2016**  
**Summary For Park Valley, All Counters, All Races**  
**OFFICIAL RESULTS**

Date:11/22/16  
 Time:06:40:43  
 Page:2 of 3

Registered Voters 106 - Cards Cast 84 79.25%

Num. Report Precinct 1 - Num. Reporting 1 100.00%

STATE TREASURER			
			Total
Number of Precincts			1
Precincts Reporting	1	100.0 %	
Times Counted	84/106	79.2 %	
Total Votes			79
RICHARD PROCTOR	CON	6	7.59%
NEIL A. HANSEN	DEM	5	6.33%
DAVID DAMSCHEN	REP	68	86.08%

JUDGE CHRISTENSEN BOX ELDER			
			Total
Number of Precincts			1
Precincts Reporting	1	100.0 %	
Times Counted	84/106	79.2 %	
Total Votes			76
YES		69	90.79%
NO		7	9.21%

STATE HOUSE DIST 1			
			Total
Number of Precincts			1
Precincts Reporting	1	100.0 %	
Times Counted	84/106	79.2 %	
Total Votes			81
SHERRY PHIPPS	CON	7	8.64%
SCOTT SANDALL	REP	74	91.36%

JUDGE CHRISTENSEN GARLAND			
			Total
Number of Precincts			1
Precincts Reporting	1	100.0 %	
Times Counted	84/106	79.2 %	
Total Votes			74
YES		67	90.54%
NO		7	9.46%

COMMISSION SEAT C			
			Total
Number of Precincts			1
Precincts Reporting	1	100.0 %	
Times Counted	84/106	79.2 %	
Total Votes			79
STAN SUMMERS	REP	79	100.00%

JUDGE CHRISTENSEN TREMONTON			
			Total
Number of Precincts			1
Precincts Reporting	1	100.0 %	
Times Counted	84/106	79.2 %	
Total Votes			73
YES		66	90.41%
NO		7	9.59%

BEC SHERIFF			
			Total
Number of Precincts			1
Precincts Reporting	1	100.0 %	
Times Counted	84/106	79.2 %	
Total Votes			79
KEVIN POTTER	REP	79	100.00%

JUDGE CHRISTENSEN WILLARD			
			Total
Number of Precincts			1
Precincts Reporting	1	100.0 %	
Times Counted	84/106	79.2 %	
Total Votes			73
YES		66	90.41%
NO		7	9.59%

JUDGE BRIAN G. CANNELL			
			Total
Number of Precincts			1
Precincts Reporting	1	100.0 %	
Times Counted	84/106	79.2 %	
Total Votes			70
YES		64	91.43%
NO		6	8.57%

JUDGE NELSON MANTUA			
			Total
Number of Precincts			1
Precincts Reporting	1	100.0 %	
Times Counted	84/106	79.2 %	
Total Votes			65
YES		60	92.31%
NO		5	7.69%

**Election Summary Report**  
**Box Elder County, Utah**  
**General Election**  
**November 8, 2016**  
**Summary For Park Valley, All Counters, All Races**  
**OFFICIAL RESULTS**

Date:11/22/16  
 Time:06:40:43  
 Page:3 of 3

Registered Voters 106 - Cards Cast 84 79.25%

Num. Report Precinct 1 - Num. Reporting 1 100.00%

BEC SCHOOL BOARD DIST 1		Total
Number of Precincts		1
Precincts Reporting		1 100.0 %
Times Counted	84/106	79.2 %
Total Votes		75
LYNN A. CAPENER		75 100.00%

Constitutional Amendment A		Total
Number of Precincts		1
Precincts Reporting		1 100.0 %
Times Counted	84/106	79.2 %
Total Votes		75
FOR		30 40.00%
AGAINST		45 60.00%

Constitutional Amendment B		Total
Number of Precincts		1
Precincts Reporting		1 100.0 %
Times Counted	84/106	79.2 %
Total Votes		74
FOR		26 35.14%
AGAINST		48 64.86%

Constitutional Amendment C		Total
Number of Precincts		1
Precincts Reporting		1 100.0 %
Times Counted	84/106	79.2 %
Total Votes		77
FOR		20 25.97%
AGAINST		57 74.03%



Election Summary Report  
 Box Elder County, Utah  
 General Election  
 November 8, 2016

Date: 11/22/16  
 Time: 06:40:44  
 Page: 1 of 3

Summary For Perry 01, All Counters, All Races  
**OFFICIAL RESULTS**

Registered Voters 733 - Cards Cast 549 74.90%

Num. Report Precinct 1 - Num. Reporting 1 100.00%

STRAIGHT PARTY			
		Total	
Number of Precincts		1	
Precincts Reporting		1	100.0 %
Times Counted	549/733		74.9 %
Total Votes		168	
INDEPENDENT AMERIC/IAP		2	1.19%
DEMOCRATIC	DEM	15	8.93%
REPUBLICAN	REP	151	89.88%
CONSTITUTION	CON	0	0.00%
LIBERTARIAN	LIB	0	0.00%

U.S. HOUSE OF REP			
		Total	
Number of Precincts		1	
Precincts Reporting		1	100.0 %
Times Counted	549/733		74.9 %
Total Votes		539	
ROB BISHOP	REP	449	83.30%
CRAIG BOWDEN	LIB	21	3.90%
CHADWICK H. FAIRBAN		7	1.30%
PETER C. CLEMENS	DEM	62	11.50%

U.S. PRESIDENT			
		Total	
Number of Precincts		1	
Precincts Reporting		1	100.0 %
Times Counted	549/733		74.9 %
Total Votes		544	
'ROCKY' ROQUE DE LA		0	0.00%
JILL STEIN		5	0.92%
ALYSON KENNEDY		0	0.00%
GARY JOHNSON	LIB	12	2.21%
ROCKY GIORDANI	IAP	2	0.37%
DONALD J. TRUMP	REP	351	64.52%
DARRELL L. CASTLE	CON	0	0.00%
HILLARY RODHAM CLINDEM		55	10.11%
MONICA MOOREHEAD		0	0.00%
EVAN McMULLIN		118	21.69%
Write-in Votes		1	0.18%

GOVERNOR			
		Total	
Number of Precincts		1	
Precincts Reporting		1	100.0 %
Times Counted	549/733		74.9 %
Total Votes		544	
GARY R. HERBERT, SPE REP		473	86.95%
SUPERDELL SCHANZE, CIAP		4	0.74%
BRIAN E KAMERATH, BALIB		11	2.02%
MIKE WEINHOLTZ, KIM DEM		56	10.29%
Write-in Votes		0	0.00%

U.S. SENATE			
		Total	
Number of Precincts		1	
Precincts Reporting		1	100.0 %
Times Counted	549/733		74.9 %
Total Votes		531	
MISTY K SNOW	DEM	46	8.66%
BILL BARRON		7	1.32%
STONEY FONUA	IAP	13	2.45%
MIKE LEE	REP	465	87.57%

ATTY GENERAL			
		Total	
Number of Precincts		1	
Precincts Reporting		1	100.0 %
Times Counted	549/733		74.9 %
Total Votes		532	
MICHAEL W. IsBELL	IAP	7	1.32%
JON V. HARPER	DEM	45	8.46%
SEAN D. REYES	REP	453	85.15%
W. ANDREW McCULLOULIB		27	5.08%

STATE AUDITOR			
		Total	
Number of Precincts		1	
Precincts Reporting		1	100.0 %
Times Counted	549/733		74.9 %
Total Votes		522	
JOHN DOUGALL	REP	433	82.95%
JARED GREEN	IAP	23	4.41%
MIKE MITCHELL	DEM	66	12.64%

Election Summary Report  
 Box Elder County, Utah  
 General Election  
 November 8, 2016  
 Summary For Perry 01, All Counters, All Races  
**OFFICIAL RESULTS**

Date:11/22/16  
 Time:06:40:44  
 Page:2 of 3

Registered Voters 733 - Cards Cast 549 74.90%

Num. Report Precinct 1 - Num. Reporting 1 100.00%

STATE TREASURER			
		Total	
Number of Precincts		1	
Precincts Reporting		1	100.0 %
Times Counted	549/733		74.9 %
Total Votes		519	
RICHARD PROCTOR	CON	25	4.82%
NEIL A. HANSEN	DEM	74	14.26%
DAVID DAMSCHEN	REP	420	80.92%

JUDGE CHRISTENSEN BOX ELDER			
		Total	
Number of Precincts		1	
Precincts Reporting		1	100.0 %
Times Counted	549/733		74.9 %
Total Votes		486	
YES		387	79.63%
NO		99	20.37%

STATE HOUSE DIST 29			
		Total	
Number of Precincts		1	
Precincts Reporting		1	100.0 %
Times Counted	549/733		74.9 %
Total Votes		528	
LEE B. PERRY	REP	476	90.15%
ANGELA B. URREA	DEM	52	9.85%

JUDGE CHRISTENSEN GARLAND			
		Total	
Number of Precincts		1	
Precincts Reporting		1	100.0 %
Times Counted	549/733		74.9 %
Total Votes		474	
YES		371	78.27%
NO		103	21.73%

COMMISSION SEAT C			
		Total	
Number of Precincts		1	
Precincts Reporting		1	100.0 %
Times Counted	549/733		74.9 %
Total Votes		496	
STAN SUMMERS	REP	496	100.00%

JUDGE CHRISTENSEN TREMONTON			
		Total	
Number of Precincts		1	
Precincts Reporting		1	100.0 %
Times Counted	549/733		74.9 %
Total Votes		471	
YES		371	78.77%
NO		100	21.23%

BEC SHERIFF			
		Total	
Number of Precincts		1	
Precincts Reporting		1	100.0 %
Times Counted	549/733		74.9 %
Total Votes		489	
KEVIN POTTER	REP	489	100.00%

JUDGE CHRISTENSEN WILLARD			
		Total	
Number of Precincts		1	
Precincts Reporting		1	100.0 %
Times Counted	549/733		74.9 %
Total Votes		475	
YES		374	78.74%
NO		101	21.26%

JUDGE BRIAN G. CANNELL			
		Total	
Number of Precincts		1	
Precincts Reporting		1	100.0 %
Times Counted	549/733		74.9 %
Total Votes		466	
YES		405	86.91%
NO		61	13.09%

JUDGE NELSON MANTUA			
		Total	
Number of Precincts		1	
Precincts Reporting		1	100.0 %
Times Counted	549/733		74.9 %
Total Votes		467	
YES		393	84.15%
NO		74	15.85%

**Election Summary Report**  
**Box Elder County, Utah**  
**General Election**  
**November 8, 2016**  
**Summary For Perry 01, All Counters, All Races**  
**OFFICIAL RESULTS**

Date:11/22/16  
 Time:06:40:44  
 Page:3 of 3

Registered Voters 733 - Cards Cast 549 74.90%

Num. Report Precinct 1 - Num. Reporting 1 100.00%

Constitutional Amendment A		Total	
Number of Precincts	1		
Precincts Reporting	1	100.0 %	
Times Counted	549/733	74.9 %	
Total Votes	487		
FOR	329	67.56%	
AGAINST	158	32.44%	

Constitutional Amendment B		Total	
Number of Precincts	1		
Precincts Reporting	1	100.0 %	
Times Counted	549/733	74.9 %	
Total Votes	489		
FOR	325	66.46%	
AGAINST	164	33.54%	

Constitutional Amendment C		Total	
Number of Precincts	1		
Precincts Reporting	1	100.0 %	
Times Counted	549/733	74.9 %	
Total Votes	495		
FOR	250	50.51%	
AGAINST	245	49.49%	

Election Summary Report  
 Box Elder County, Utah  
 General Election  
 November 8, 2016  
 Summary For Perry 02, All Counters, All Races  
**OFFICIAL RESULTS**

Date:11/22/16  
 Time:06:40:45  
 Page:1 of 3

Registered Voters 536 - Cards Cast 408 76.12%

Num. Report Precinct 1 - Num. Reporting 1 100.00%

STRAIGHT PARTY			
		Total	
Number of Precincts		1	
Precincts Reporting		1	100.0 %
Times Counted		408/536	76.1 %
Total Votes		125	
INDEPENDENT AMERICAN	IAP	7	5.60%
DEMOCRATIC	DEM	10	8.00%
REPUBLICAN	REP	106	84.80%
CONSTITUTION	CON	0	0.00%
LIBERTARIAN	LIB	2	1.60%

U.S. HOUSE OF REP			
		Total	
Number of Precincts		1	
Precincts Reporting		1	100.0 %
Times Counted		408/536	76.1 %
Total Votes		397	
ROB BISHOP	REP	334	84.13%
CRAIG BOWDEN	LIB	17	4.28%
CHADWICK H. FAIRBAN		6	1.51%
PETER C. CLEMENS	DEM	40	10.08%

U.S. PRESIDENT			
		Total	
Number of Precincts		1	
Precincts Reporting		1	100.0 %
Times Counted		408/536	76.1 %
Total Votes		407	
'ROCKY' ROQUE DE LA		1	0.25%
JILL STEIN		1	0.25%
ALYSON KENNEDY		0	0.00%
GARY JOHNSON	LIB	7	1.72%
ROCKY GIORDANI	IAP	1	0.25%
DONALD J. TRUMP	REP	267	65.60%
DARRELL L. CASTLE	CON	0	0.00%
HILLARY RODHAM CLINDEM		27	6.63%
MONICA MOOREHEAD		0	0.00%
EVAN McMULLIN		101	24.82%
Write-in Votes		2	0.49%

GOVERNOR			
		Total	
Number of Precincts		1	
Precincts Reporting		1	100.0 %
Times Counted		408/536	76.1 %
Total Votes		403	
GARY R. HERBERT, SPE	REP	340	84.37%
SUPERDELL SCHANZE, CIAP		7	1.74%
BRIAN E KAMERATH, BALIB		17	4.22%
MIKE WEINHOLT'Z, KIM	DEM	38	9.43%
Write-in Votes		1	0.25%

U.S. SENATE			
		Total	
Number of Precincts		1	
Precincts Reporting		1	100.0 %
Times Counted		408/536	76.1 %
Total Votes		398	
MISTY K SNOW	DEM	32	8.04%
BILL BARRON		11	2.76%
STONEY FONUA	IAP	8	2.01%
MIKE LEE	REP	347	87.19%

ATTY GENERAL			
		Total	
Number of Precincts		1	
Precincts Reporting		1	100.0 %
Times Counted		408/536	76.1 %
Total Votes		396	
MICHAEL W. IsBELL	IAP	14	3.54%
JON V. HARPER	DEM	36	9.09%
SEAN D. REYES	REP	312	78.79%
W. ANDREW McCULLOULIB		34	8.59%

STATE AUDITOR			
		Total	
Number of Precincts		1	
Precincts Reporting		1	100.0 %
Times Counted		408/536	76.1 %
Total Votes		384	
JOHN DOUGALL	REP	309	80.47%
JARED GREEN	IAP	28	7.29%
MIKE MITCHELL	DEM	47	12.24%

**Election Summary Report**  
**Box Elder County, Utah**  
**General Election**  
**November 8, 2016**  
**Summary For Perry 02, All Counters, All Races**  
**OFFICIAL RESULTS**

Date:11/22/16  
 Time:06:40:45  
 Page:2 of 3

Registered Voters 536 - Cards Cast 408 76.12%

Num. Report Precinct 1 - Num. Reporting 1 100.00%

STATE TREASURER			
		Total	
Number of Precincts		1	
Precincts Reporting		1	100.0 %
Times Counted		408/536	76.1 %
Total Votes		386	
RICHARD PROCTOR	CON	26	6.74%
NEIL A. HANSEN	DEM	50	12.95%
DAVID DAMSCHEN	REP	310	80.31%

JUDGE CHRISTENSEN BOX ELDER			
		Total	
Number of Precincts		1	
Precincts Reporting		1	100.0 %
Times Counted		408/536	76.1 %
Total Votes		370	
YES		288	77.84%
NO		82	22.16%

STATE HOUSE DIST 29			
		Total	
Number of Precincts		1	
Precincts Reporting		1	100.0 %
Times Counted		408/536	76.1 %
Total Votes		393	
LEE B. PERRY	REP	360	91.60%
ANGELA B. URREA	DEM	33	8.40%

JUDGE CHRISTENSEN GARLAND			
		Total	
Number of Precincts		1	
Precincts Reporting		1	100.0 %
Times Counted		408/536	76.1 %
Total Votes		360	
YES		275	76.39%
NO		85	23.61%

COMMISSION SEAT C			
		Total	
Number of Precincts		1	
Precincts Reporting		1	100.0 %
Times Counted		408/536	76.1 %
Total Votes		375	
STAN SUMMERS	REP	375	100.00%

JUDGE CHRISTENSEN TREMONTON			
		Total	
Number of Precincts		1	
Precincts Reporting		1	100.0 %
Times Counted		408/536	76.1 %
Total Votes		360	
YES		276	76.67%
NO		84	23.33%

BEC SHERIFF			
		Total	
Number of Precincts		1	
Precincts Reporting		1	100.0 %
Times Counted		408/536	76.1 %
Total Votes		371	
KEVIN POTTER	REP	371	100.00%

JUDGE CHRISTENSEN WILLARD			
		Total	
Number of Precincts		1	
Precincts Reporting		1	100.0 %
Times Counted		408/536	76.1 %
Total Votes		367	
YES		281	76.57%
NO		86	23.43%

JUDGE BRIAN G. CANNELL			
		Total	
Number of Precincts		1	
Precincts Reporting		1	100.0 %
Times Counted		408/536	76.1 %
Total Votes		353	
YES		300	84.99%
NO		53	15.01%

JUDGE NELSON MANTUA			
		Total	
Number of Precincts		1	
Precincts Reporting		1	100.0 %
Times Counted		408/536	76.1 %
Total Votes		362	
YES		299	82.60%
NO		63	17.40%

**Election Summary Report**  
**Box Elder County, Utah**  
**General Election**  
**November 8, 2016**  
**Summary For Perry 02, All Counters, All Races**  
**OFFICIAL RESULTS**

Date:11/22/16  
 Time:06:40:45  
 Page:3 of 3

Registered Voters 536 - Cards Cast 408 76.12%

Num. Report Precinct 1 - Num. Reporting 1 100.00%

Constitutional Amendment A			
	Total		
Number of Precincts	1		
Precincts Reporting	1	100.0 %	
Times Counted	408/536	76.1 %	
Total Votes	365		
FOR	234	64.11%	
AGAINST	131	35.89%	

Constitutional Amendment B			
	Total		
Number of Precincts	1		
Precincts Reporting	1	100.0 %	
Times Counted	408/536	76.1 %	
Total Votes	366		
FOR	229	62.57%	
AGAINST	137	37.43%	

Constitutional Amendment C			
	Total		
Number of Precincts	1		
Precincts Reporting	1	100.0 %	
Times Counted	408/536	76.1 %	
Total Votes	369		
FOR	170	46.07%	
AGAINST	199	53.93%	

Election Summary Report  
 Box Elder County, Utah  
 General Election  
 November 8, 2016

Date:11/22/16  
 Time:06:40:46  
 Page:1 of 3

Summary For Perry 03, All Counters, All Races  
**OFFICIAL RESULTS**

Registered Voters 814 - Cards Cast 624 76.66%

Num. Report Precinct 1 - Num. Reporting 1 100.00%

STRAIGHT PARTY			
		Total	
Number of Precincts		1	
Precincts Reporting		1	100.0 %
Times Counted	624/814	76.7 %	
Total Votes		179	
INDEPENDENT AMERIC/IAP		6	3.35%
DEMOCRATIC	DEM	15	8.38%
REPUBLICAN	REP	156	87.15%
CONSTITUTION	CON	0	0.00%
LIBERTARIAN	LIB	2	1.12%

U.S. HOUSE OF REP			
		Total	
Number of Precincts		1	
Precincts Reporting		1	100.0 %
Times Counted	624/814	76.7 %	
Total Votes		609	
ROB BISHOP	REP	496	81.44%
CRAIG BOWDEN	LIB	21	3.45%
CHADWICK H. FAIRBAN		2	0.33%
PETER C. CLEMENS	DEM	90	14.78%

U.S. PRESIDENT			
		Total	
Number of Precincts		1	
Precincts Reporting		1	100.0 %
Times Counted	624/814	76.7 %	
Total Votes		621	
'ROCKY' ROQUE DE LA		0	0.00%
JILL STEIN		0	0.00%
ALYSON KENNEDY		0	0.00%
GARY JOHNSON	LIB	20	3.22%
ROCKY GIORDANI	IAP	0	0.00%
DONALD J. TRUMP	REP	372	59.90%
DARRELL L. CASTLE	CON	8	1.29%
HILLARY RODHAM CLINDEM		74	11.92%
MONICA MOOREHEAD		0	0.00%
EVAN McMULLIN		145	23.35%
Write-in Votes		2	0.32%

GOVERNOR			
		Total	
Number of Precincts		1	
Precincts Reporting		1	100.0 %
Times Counted	624/814	76.7 %	
Total Votes		614	
GARY R. HERBERT, SPE REP		531	86.48%
SUPERDELL SCHANZE, CIAP		6	0.98%
BRIAN E KAMERATH, B/LIB		10	1.63%
MIKE WEINHOLTZ, KIM DEM		67	10.91%
Write-in Votes		0	0.00%

U.S. SENATE			
		Total	
Number of Precincts		1	
Precincts Reporting		1	100.0 %
Times Counted	624/814	76.7 %	
Total Votes		606	
MISTY K SNOW	DEM	67	11.06%
BILL BARRON		12	1.98%
STONEY FONUA	IAP	10	1.65%
MIKE LEE	REP	517	85.31%

ATTY GENERAL			
		Total	
Number of Precincts		1	
Precincts Reporting		1	100.0 %
Times Counted	624/814	76.7 %	
Total Votes		599	
MICHAEL W. IsBELL	IAP	11	1.84%
JON V. HARPER	DEM	67	11.19%
SEAN D. REYES	REP	501	83.64%
W. ANDREW McCULLOULIB		20	3.34%

STATE AUDITOR			
		Total	
Number of Precincts		1	
Precincts Reporting		1	100.0 %
Times Counted	624/814	76.7 %	
Total Votes		593	
JOHN DOUGALL	REP	476	80.27%
JARED GREEN	IAP	32	5.40%
MIKE MITCHELL	DEM	85	14.33%

**Election Summary Report**  
**Box Elder County, Utah**  
**General Election**  
**November 8, 2016**  
**Summary For Perry 03, All Counters, All Races**  
**OFFICIAL RESULTS**

Date: 11/22/16  
 Time: 06:40:46  
 Page: 2 of 3

Registered Voters 814 - Cards Cast 624 76.66%

Num. Report Precinct 1 - Num. Reporting 1 100.00%

STATE TREASURER			
			Total
Number of Precincts			1
Precincts Reporting		1	100.0 %
Times Counted	624/814		76.7 %
Total Votes			590
RICHARD PROCTOR	CON	33	5.59%
NEIL A. HANSEN	DEM	91	15.42%
DAVID DAMSCHEN	REP	466	78.98%

JUDGE CHRISTENSEN BOX ELDER			
			Total
Number of Precincts			1
Precincts Reporting		1	100.0 %
Times Counted	624/814		76.7 %
Total Votes			558
YES		440	78.85%
NO		118	21.15%

STATE HOUSE DIST 29			
			Total
Number of Precincts			1
Precincts Reporting		1	100.0 %
Times Counted	624/814		76.7 %
Total Votes			609
LEE B. PERRY	REP	558	91.63%
ANGELA B. URREA	DEM	51	8.37%

JUDGE CHRISTENSEN GARLAND			
			Total
Number of Precincts			1
Precincts Reporting		1	100.0 %
Times Counted	624/814		76.7 %
Total Votes			542
YES		426	78.60%
NO		116	21.40%

COMMISSION SEAT C			
			Total
Number of Precincts			1
Precincts Reporting		1	100.0 %
Times Counted	624/814		76.7 %
Total Votes			571
STAN SUMMERS	REP	571	100.00%

JUDGE CHRISTENSEN TREMONTON			
			Total
Number of Precincts			1
Precincts Reporting		1	100.0 %
Times Counted	624/814		76.7 %
Total Votes			541
YES		424	78.37%
NO		117	21.63%

BEC SHERIFF			
			Total
Number of Precincts			1
Precincts Reporting		1	100.0 %
Times Counted	624/814		76.7 %
Total Votes			566
KEVIN POTTER	REP	566	100.00%

JUDGE CHRISTENSEN WILLARD			
			Total
Number of Precincts			1
Precincts Reporting		1	100.0 %
Times Counted	624/814		76.7 %
Total Votes			549
YES		430	78.32%
NO		119	21.68%

JUDGE BRIAN G. CANNELL			
			Total
Number of Precincts			1
Precincts Reporting		1	100.0 %
Times Counted	624/814		76.7 %
Total Votes			540
YES		471	87.22%
NO		69	12.78%

JUDGE NELSON MANTUA			
			Total
Number of Precincts			1
Precincts Reporting		1	100.0 %
Times Counted	624/814		76.7 %
Total Votes			538
YES		454	84.39%
NO		84	15.61%



**Election Summary Report**  
**Box Elder County, Utah**  
**General Election**  
**November 8, 2016**  
**Summary For Perry 03, All Counters, All Races**  
**OFFICIAL RESULTS**

Date:11/22/16  
 Time:06:40:46  
 Page:3 of 3

Registered Voters 814 - Cards Cast 624 76.66%

Num. Report Precinct 1 - Num. Reporting 1 100.00%

Constitutional Amendment A			
	Total		
Number of Precincts	1		
Precincts Reporting	1	100.0 %	
Times Counted	624/814	76.7 %	
Total Votes	569		
FOR	390	68.54%	
AGAINST	179	31.46%	

Constitutional Amendment B			
	Total		
Number of Precincts	1		
Precincts Reporting	1	100.0 %	
Times Counted	624/814	76.7 %	
Total Votes	571		
FOR	393	68.83%	
AGAINST	178	31.17%	

Constitutional Amendment C			
	Total		
Number of Precincts	1		
Precincts Reporting	1	100.0 %	
Times Counted	624/814	76.7 %	
Total Votes	573		
FOR	281	49.04%	
AGAINST	292	50.96%	

**Election Summary Report**  
**Box Elder County, Utah**  
**General Election**  
**November 8, 2016**  
**Summary For Perry 04, All Counters, All Races**  
**OFFICIAL RESULTS**

Date: 11/22/16  
 Time: 06:40:47  
 Page: 1 of 3

Registered Voters 816 - Cards Cast 613 75.12%

Num. Report Precinct 1 - Num. Reporting 1 100.00%

STRAIGHT PARTY			
		Total	
Number of Precincts		1	
Precincts Reporting		1	100.0 %
Times Counted		613/816	75.1 %
Total Votes		159	
INDEPENDENT AMERICAN	IAP	9	5.66%
DEMOCRATIC	DEM	18	11.32%
REPUBLICAN	REP	129	81.13%
CONSTITUTION	CON	0	0.00%
LIBERTARIAN	LIB	3	1.89%

U.S. HOUSE OF REP			
		Total	
Number of Precincts		1	
Precincts Reporting		1	100.0 %
Times Counted		613/816	75.1 %
Total Votes		603	
ROB BISHOP	REP	495	82.09%
CRAIG BOWDEN	LIB	26	4.31%
CHADWICK H. FAIRBAN		11	1.82%
PETER C. CLEMENS	DEM	71	11.77%

U.S. PRESIDENT			
		Total	
Number of Precincts		1	
Precincts Reporting		1	100.0 %
Times Counted		613/816	75.1 %
Total Votes		610	
'ROCKY' ROQUE DE LA		0	0.00%
JILL STEIN		0	0.00%
ALYSON KENNEDY		0	0.00%
GARY JOHNSON	LIB	22	3.61%
ROCKY GIORDANI	IAP	1	0.16%
DONALD J. TRUMP	REP	354	58.03%
DARRELL L. CASTLE	CON	4	0.66%
HILLARY RODHAM CLINDEM		73	11.97%
MONICA MOOREHEAD		0	0.00%
EVAN McMULLIN		154	25.25%
Write-in Votes		2	0.33%

GOVERNOR			
		Total	
Number of Precincts		1	
Precincts Reporting		1	100.0 %
Times Counted		613/816	75.1 %
Total Votes		606	
GARY R. HERBERT, SPE	REP	501	82.67%
SUPERDELL SCHANZE, IAP		8	1.32%
BRIAN E KAMERATH, B/LIB		15	2.48%
MIKE WEINHOLTZ, KIM	DEM	81	13.37%
Write-in Votes		1	0.17%

U.S. SENATE			
		Total	
Number of Precincts		1	
Precincts Reporting		1	100.0 %
Times Counted		613/816	75.1 %
Total Votes		603	
MISTY K SNOW	DEM	63	10.45%
BILL BARRON		15	2.49%
STONE FOUNA	IAP	10	1.66%
MIKE LEE	REP	515	85.41%

ATTY GENERAL			
		Total	
Number of Precincts		1	
Precincts Reporting		1	100.0 %
Times Counted		613/816	75.1 %
Total Votes		595	
MICHAEL W. ISBELL	IAP	10	1.68%
JON V. HARPER	DEM	74	12.44%
SEAN D. REYES	REP	478	80.34%
W. ANDREW McCULLOULIB		33	5.55%

STATE AUDITOR			
		Total	
Number of Precincts		1	
Precincts Reporting		1	100.0 %
Times Counted		613/816	75.1 %
Total Votes		587	
JOHN DOUGALL	REP	453	77.17%
JARED GREEN	IAP	38	6.47%
MIKE MITCHELL	DEM	96	16.35%

Election Summary Report  
 Box Elder County, Utah  
 General Election  
 November 8, 2016  
 Summary For Perry 04, All Counters, All Races  
**OFFICIAL RESULTS**

Date:11/22/16  
 Time:06:40:47  
 Page:2 of 3

Registered Voters 816 - Cards Cast 613 75.12%

Num. Report Precinct 1 - Num. Reporting 1 100.00%

STATE TREASURER			
			Total
Number of Precincts			1
Precincts Reporting		100.0 %	1
Times Counted	613/816	75.1 %	
Total Votes			585
RICHARD PROCTOR	CON	39	6.67%
NEIL A. HANSEN	DEM	100	17.09%
DAVID DAMSCHEN	REP	446	76.24%

JUDGE CHRISTENSEN BOX ELDER			
			Total
Number of Precincts			1
Precincts Reporting		100.0 %	1
Times Counted	613/816	75.1 %	
Total Votes			556
YES		432	77.70%
NO		124	22.30%

STATE HOUSE DIST 29			
			Total
Number of Precincts			1
Precincts Reporting		100.0 %	1
Times Counted	613/816	75.1 %	
Total Votes			594
LEE B. PERRY	REP	521	87.71%
ANGELA B. URREA	DEM	73	12.29%

JUDGE CHRISTENSEN GARLAND			
			Total
Number of Precincts			1
Precincts Reporting		100.0 %	1
Times Counted	613/816	75.1 %	
Total Votes			542
YES		430	79.34%
NO		112	20.66%

COMMISSION SEAT C			
			Total
Number of Precincts			1
Precincts Reporting		100.0 %	1
Times Counted	613/816	75.1 %	
Total Votes			563
STAN SUMMERS	REP	563	100.00%

JUDGE CHRISTENSEN TREMONTON			
			Total
Number of Precincts			1
Precincts Reporting		100.0 %	1
Times Counted	613/816	75.1 %	
Total Votes			543
YES		427	78.64%
NO		116	21.36%

BEC SHERIFF			
			Total
Number of Precincts			1
Precincts Reporting		100.0 %	1
Times Counted	613/816	75.1 %	
Total Votes			557
KEVIN POTTER	REP	557	100.00%

JUDGE CHRISTENSEN WILLARD			
			Total
Number of Precincts			1
Precincts Reporting		100.0 %	1
Times Counted	613/816	75.1 %	
Total Votes			556
YES		436	78.42%
NO		120	21.58%

JUDGE BRIAN G. CANNELL			
			Total
Number of Precincts			1
Precincts Reporting		100.0 %	1
Times Counted	613/816	75.1 %	
Total Votes			542
YES		452	83.39%
NO		90	16.61%

JUDGE NELSON MANTUA			
			Total
Number of Precincts			1
Precincts Reporting		100.0 %	1
Times Counted	613/816	75.1 %	
Total Votes			542
YES		457	84.32%
NO		85	15.68%

**Election Summary Report**  
**Box Elder County, Utah**  
**General Election**  
**November 8, 2016**  
**Summary For Perry 04, All Counters, All Races**  
**OFFICIAL RESULTS**

Date:11/22/16  
 Time:06:40:47  
 Page:3 of 3

Registered Voters 816 - Cards Cast 613 75.12%

Num. Report Precinct 1 - Num. Reporting 1 100.00%

Constitutional Amendment A		Total	
Number of Precincts	1		
Precincts Reporting	1	100.0 %	
Times Counted	613/816	75.1 %	
Total Votes	562		
FOR	368	65.48%	
AGAINST	194	34.52%	

Constitutional Amendment B		Total	
Number of Precincts	1		
Precincts Reporting	1	100.0 %	
Times Counted	613/816	75.1 %	
Total Votes	562		
FOR	348	61.92%	
AGAINST	214	38.08%	

Constitutional Amendment C		Total	
Number of Precincts	1		
Precincts Reporting	1	100.0 %	
Times Counted	613/816	75.1 %	
Total Votes	563		
FOR	268	47.60%	
AGAINST	295	52.40%	

**Election Summary Report**  
**Box Elder County, Utah**  
**General Election**  
**November 8, 2016**  
**Summary For Plymouth, All Counters, All Races**  
**OFFICIAL RESULTS**

Date:11/22/16  
 Time:06:40:47  
 Page:1 of 3

Registered Voters 233 - Cards Cast 186 79.83%

Num. Report Precinct 1 - Num. Reporting 1 100.00%

STRAIGHT PARTY			
		Total	
Number of Precincts		1	
Precincts Reporting		1	100.0 %
Times Counted		186/233	79.8 %
Total Votes		65	
INDEPENDENT AMERICAN	IAP	0	0.00%
DEMOCRATIC	DEM	5	7.69%
REPUBLICAN	REP	60	92.31%
CONSTITUTION	CON	0	0.00%
LIBERTARIAN	LIB	0	0.00%

U.S. HOUSE OF REP			
		Total	
Number of Precincts		1	
Precincts Reporting		1	100.0 %
Times Counted		186/233	79.8 %
Total Votes		182	
ROB BISHOP	REP	147	80.77%
CRAIG BOWDEN	LIB	8	4.40%
CHADWICK H. FAIRBAN		3	1.65%
PETER C. CLEMENS	DEM	24	13.19%

U.S. PRESIDENT			
		Total	
Number of Precincts		1	
Precincts Reporting		1	100.0 %
Times Counted		186/233	79.8 %
Total Votes		186	
'ROCKY' ROQUE DE LA		0	0.00%
JILL STEIN		0	0.00%
ALYSON KENNEDY		0	0.00%
GARY JOHNSON	LIB	2	1.08%
ROCKY GIORDANI	IAP	0	0.00%
DONALD J. TRUMP	REP	140	75.27%
DARRELL L. CASTLE	CON	4	2.15%
HILLARY RODHAM CLINDEM		13	6.99%
MONICA MOOREHEAD		0	0.00%
EVAN McMULLIN		25	13.44%
Write-in Votes		2	1.08%

GOVERNOR			
		Total	
Number of Precincts		1	
Precincts Reporting		1	100.0 %
Times Counted		186/233	79.8 %
Total Votes		183	
GARY R. HERBERT, SPE	REP	154	84.15%
SUPERDELL SCHANZE, CIAP		4	2.19%
BRIAN E KAMERATH, B/LIB		2	1.09%
MIKE WEINHOLTZ, KIM	DEM	23	12.57%
Write-in Votes		0	0.00%

U.S. SENATE			
		Total	
Number of Precincts		1	
Precincts Reporting		1	100.0 %
Times Counted		186/233	79.8 %
Total Votes		185	
MISTY K SNOW	DEM	14	7.57%
BILL BARRON		3	1.62%
STONEY FONUA	IAP	4	2.16%
MIKE LEE	REP	164	88.65%

ATTY GENERAL			
		Total	
Number of Precincts		1	
Precincts Reporting		1	100.0 %
Times Counted		186/233	79.8 %
Total Votes		179	
MICHAEL W. IsBELL	IAP	4	2.23%
JON V. HARPER	DEM	25	13.97%
SEAN D. REYES	REP	142	79.33%
W. ANDREW McCULLOULIB		8	4.47%

STATE AUDITOR			
		Total	
Number of Precincts		1	
Precincts Reporting		1	100.0 %
Times Counted		186/233	79.8 %
Total Votes		174	
JOHN DOUGALL	REP	140	80.46%
JARED GREEN	IAP	9	5.17%
MIKE MITCHELL	DEM	25	14.37%

**Election Summary Report**  
**Box Elder County, Utah**  
**General Election**  
**November 8, 2016**  
**Summary For Plymouth, All Counters, All Races**  
**OFFICIAL RESULTS**

Date:11/22/16  
 Time:06:40:48  
 Page:2 of 3

Registered Voters 233 - Cards Cast 186 79.83%

Num. Report Precinct 1 - Num. Reporting 1 100.00%

STATE TREASURER			
		Total	
Number of Precincts		1	
Precincts Reporting		1	100.0 %
Times Counted		186/233	79.8 %
Total Votes		174	
RICHARD PROCTOR	CON	16	9.20%
NEIL A. HANSEN	DEM	28	16.09%
DAVID DAMSCHEN	REP	130	74.71%

JUDGE CHRISTENSEN BOX ELDER			
		Total	
Number of Precincts		1	
Precincts Reporting		1	100.0 %
Times Counted		186/233	79.8 %
Total Votes		166	
YES		105	63.25%
NO		61	36.75%

STATE HOUSE DIST 1			
		Total	
Number of Precincts		1	
Precincts Reporting		1	100.0 %
Times Counted		186/233	79.8 %
Total Votes		175	
SHERRY PHIPPS	CON	32	18.29%
SCOTT SANDALL	REP	143	81.71%

JUDGE CHRISTENSEN GARLAND			
		Total	
Number of Precincts		1	
Precincts Reporting		1	100.0 %
Times Counted		186/233	79.8 %
Total Votes		163	
YES		101	61.96%
NO		62	38.04%

COMMISSION SEAT C			
		Total	
Number of Precincts		1	
Precincts Reporting		1	100.0 %
Times Counted		186/233	79.8 %
Total Votes		162	
STAN SUMMERS	REP	162	100.00%

JUDGE CHRISTENSEN TREMONTON			
		Total	
Number of Precincts		1	
Precincts Reporting		1	100.0 %
Times Counted		186/233	79.8 %
Total Votes		165	
YES		102	61.82%
NO		63	38.18%

BEC SHERIFF			
		Total	
Number of Precincts		1	
Precincts Reporting		1	100.0 %
Times Counted		186/233	79.8 %
Total Votes		169	
KEVIN POTTER	REP	169	100.00%

JUDGE CHRISTENSEN WILLARD			
		Total	
Number of Precincts		1	
Precincts Reporting		1	100.0 %
Times Counted		186/233	79.8 %
Total Votes		163	
YES		104	63.80%
NO		59	36.20%

JUDGE BRIAN G. CANNELL			
		Total	
Number of Precincts		1	
Precincts Reporting		1	100.0 %
Times Counted		186/233	79.8 %
Total Votes		162	
YES		137	84.57%
NO		25	15.43%

JUDGE NELSON MANTUA			
		Total	
Number of Precincts		1	
Precincts Reporting		1	100.0 %
Times Counted		186/233	79.8 %
Total Votes		159	
YES		131	82.39%
NO		28	17.61%

**Election Summary Report**  
**Box Elder County, Utah**  
**General Election**  
**November 8, 2016**  
**Summary For Plymouth, All Counters, All Races**  
**OFFICIAL RESULTS**

Date:11/22/16  
 Time:06:40:48  
 Page:3 of 3

Registered Voters 233 - Cards Cast 186 79.83%

Num. Report Precinct 1 - Num. Reporting 1 100.00%

BEC SCHOOL BOARD DIST 1		Total
Number of Precincts	1	
Precincts Reporting	1	100.0 %
Times Counted	186/233	79.8 %
Total Votes	166	
LYNN A. CAPENER	166	100.00%

Constitutional Amendment A		Total
Number of Precincts	1	
Precincts Reporting	1	100.0 %
Times Counted	186/233	79.8 %
Total Votes	175	
FOR	84	48.00%
AGAINST	91	52.00%

Constitutional Amendment B		Total
Number of Precincts	1	
Precincts Reporting	1	100.0 %
Times Counted	186/233	79.8 %
Total Votes	174	
FOR	85	48.85%
AGAINST	89	51.15%

Constitutional Amendment C		Total
Number of Precincts	1	
Precincts Reporting	1	100.0 %
Times Counted	186/233	79.8 %
Total Votes	175	
FOR	60	34.29%
AGAINST	115	65.71%

**Election Summary Report**  
**Box Elder County, Utah**  
**General Election**  
**November 8, 2016**  
**Summary For Portage, All Counters, All Races**  
**OFFICIAL RESULTS**

Date:11/22/16  
 Time:06:40:48  
 Page:1 of 3

Registered Voters 160 - Cards Cast 126 78.75%

Num. Report Precinct 1 - Num. Reporting 1 100.00%

STRAIGHT PARTY			
		Total	
Number of Precincts		1	
Precincts Reporting		1	100.0 %
Times Counted	126/160		78.8 %
Total Votes		40	
INDEPENDENT AMERICAN	IAP	5	12.50%
DEMOCRATIC	DEM	4	10.00%
REPUBLICAN	REP	31	77.50%
CONSTITUTION	CON	0	0.00%
LIBERTARIAN	LIB	0	0.00%

U.S. HOUSE OF REP			
		Total	
Number of Precincts		1	
Precincts Reporting		1	100.0 %
Times Counted	126/160		78.8 %
Total Votes		126	
ROB BISHOP	REP	92	73.02%
CRAIG BOWDEN	LIB	13	10.32%
CHADWICK H. FAIRBAN		2	1.59%
PETER C. CLEMENS	DEM	19	15.08%

U.S. PRESIDENT			
		Total	
Number of Precincts		1	
Precincts Reporting		1	100.0 %
Times Counted	126/160		78.8 %
Total Votes		125	
'ROCKY' ROQUE DE LA		0	0.00%
JILL STEIN		1	0.80%
ALYSON KENNEDY		0	0.00%
GARY JOHNSON	LIB	5	4.00%
ROCKY GIORDANI	IAP	0	0.00%
DONALD J. TRUMP	REP	78	62.40%
DARRELL L. CASTLE	CON	0	0.00%
HILLARY RODHAM CLINDEM		14	11.20%
MONICA MOOREHEAD		0	0.00%
EVAN McMULLIN		26	20.80%
Write-in Votes		1	0.80%

GOVERNOR			
		Total	
Number of Precincts		1	
Precincts Reporting		1	100.0 %
Times Counted	126/160		78.8 %
Total Votes		124	
GARY R. HERBERT, SPE	REP	88	70.97%
SUPERDELL SCHANZE,	IAP	5	4.03%
BRIAN E KAMERATH,	BALIB	13	10.48%
MIKE WEINHOLTZ,	KIM DEM	17	13.71%
Write-in Votes		1	0.81%

U.S. SENATE			
		Total	
Number of Precincts		1	
Precincts Reporting		1	100.0 %
Times Counted	126/160		78.8 %
Total Votes		125	
MISTY K SNOW	DEM	17	13.60%
BILL BARRON		5	4.00%
STONEY FONUA	IAP	4	3.20%
MIKE LEE	REP	99	79.20%

ATTY GENERAL			
		Total	
Number of Precincts		1	
Precincts Reporting		1	100.0 %
Times Counted	126/160		78.8 %
Total Votes		123	
MICHAEL W. IsBELL	IAP	10	8.13%
JON V. HARPER	DEM	19	15.45%
SEAN D. REYES	REP	83	67.48%
W. ANDREW McCULLOULIB		11	8.94%

STATE AUDITOR			
		Total	
Number of Precincts		1	
Precincts Reporting		1	100.0 %
Times Counted	126/160		78.8 %
Total Votes		124	
JOHN DOUGALL	REP	91	73.39%
JARED GREEN	IAP	9	7.26%
MIKE MITCHELL	DEM	24	19.35%



**Election Summary Report**  
**Box Elder County, Utah**  
**General Election**  
**November 8, 2016**  
**Summary For Portage, All Counters, All Races**  
**OFFICIAL RESULTS**

Date:11/22/16  
 Time:06:40:48  
 Page:2 of 3

Registered Voters 160 - Cards Cast 126 78.75%

Num. Report Precinct 1 - Num. Reporting 1 100.00%

STATE TREASURER			
		Total	
Number of Precincts		1	
Precincts Reporting		1	100.0 %
Times Counted		126/160	78.8 %
Total Votes		123	
RICHARD PROCTOR	CON	22	17.89%
NEIL A. HANSEN	DEM	27	21.95%
DAVID DAMSCHEN	REP	74	60.16%

JUDGE CHRISTENSEN BOX ELDER			
		Total	
Number of Precincts		1	
Precincts Reporting		1	100.0 %
Times Counted		126/160	78.8 %
Total Votes		115	
YES		71	61.74%
NO		44	38.26%

STATE HOUSE DIST 1			
		Total	
Number of Precincts		1	
Precincts Reporting		1	100.0 %
Times Counted		126/160	78.8 %
Total Votes		123	
SHERRY PHIPPS	CON	34	27.64%
SCOTT SANDALL	REP	89	72.36%

JUDGE CHRISTENSEN GARLAND			
		Total	
Number of Precincts		1	
Precincts Reporting		1	100.0 %
Times Counted		126/160	78.8 %
Total Votes		115	
YES		70	60.87%
NO		45	39.13%

COMMISSION SEAT C			
		Total	
Number of Precincts		1	
Precincts Reporting		1	100.0 %
Times Counted		126/160	78.8 %
Total Votes		115	
STAN SUMMERS	REP	115	100.00%

JUDGE CHRISTENSEN TREMONTON			
		Total	
Number of Precincts		1	
Precincts Reporting		1	100.0 %
Times Counted		126/160	78.8 %
Total Votes		114	
YES		69	60.53%
NO		45	39.47%

BEC SHERIFF			
		Total	
Number of Precincts		1	
Precincts Reporting		1	100.0 %
Times Counted		126/160	78.8 %
Total Votes		115	
KEVIN POTTER	REP	115	100.00%

JUDGE CHRISTENSEN WILLARD			
		Total	
Number of Precincts		1	
Precincts Reporting		1	100.0 %
Times Counted		126/160	78.8 %
Total Votes		114	
YES		70	61.40%
NO		44	38.60%

JUDGE BRIAN G. CANNELL			
		Total	
Number of Precincts		1	
Precincts Reporting		1	100.0 %
Times Counted		126/160	78.8 %
Total Votes		111	
YES		87	78.38%
NO		24	21.62%

JUDGE NELSON MANTUA			
		Total	
Number of Precincts		1	
Precincts Reporting		1	100.0 %
Times Counted		126/160	78.8 %
Total Votes		107	
YES		81	75.70%
NO		26	24.30%

**Election Summary Report**  
**Box Elder County, Utah**  
**General Election**  
**November 8, 2016**  
**Summary For Portage, All Counters, All Races**  
**OFFICIAL RESULTS**

Date:11/22/16  
 Time:06:40:48  
 Page:3 of 3

Registered Voters 160 - Cards Cast 126 78.75%

Num. Report Precinct 1 - Num. Reporting 1 100.00%

BEC SCHOOL BOARD DIST 1		Total
Number of Precincts	1	
Precincts Reporting	1	100.0 %
Times Counted	126/160	78.8 %
Total Votes	108	
LYNN A. CAPENER	108	100.00%

Constitutional Amendment A		Total
Number of Precincts	1	
Precincts Reporting	1	100.0 %
Times Counted	126/160	78.8 %
Total Votes	107	
FOR	58	54.21%
AGAINST	49	45.79%

Constitutional Amendment B		Total
Number of Precincts	1	
Precincts Reporting	1	100.0 %
Times Counted	126/160	78.8 %
Total Votes	112	
FOR	55	49.11%
AGAINST	57	50.89%

Constitutional Amendment C		Total
Number of Precincts	1	
Precincts Reporting	1	100.0 %
Times Counted	126/160	78.8 %
Total Votes	115	
FOR	41	35.65%
AGAINST	74	64.35%

Election Summary Report  
 Box Elder County, Utah  
 General Election  
 November 8, 2016

Date: 11/22/16  
 Time: 06:40:49  
 Page: 1 of 3

Summary For Promontory, All Counters, All Races  
**OFFICIAL RESULTS**

Registered Voters 22 - Cards Cast 20 90.91%

Num. Report Precinct 1 - Num. Reporting 1 100.00%

STRAIGHT PARTY			
		Total	
Number of Precincts		1	
Precincts Reporting		1	100.0 %
Times Counted	20/22	90.9 %	
Total Votes		3	
INDEPENDENT AMERICAN	IAP	0	0.00%
DEMOCRATIC	DEM	0	0.00%
REPUBLICAN	REP	3	100.00%
CONSTITUTION	CON	0	0.00%
LIBERTARIAN	LIB	0	0.00%

U.S. HOUSE OF REP			
		Total	
Number of Precincts		1	
Precincts Reporting		1	100.0 %
Times Counted	20/22	90.9 %	
Total Votes		20	
ROB BISHOP	REP	15	75.00%
CRAIG BOWDEN	LIB	1	5.00%
CHADWICK H. FAIRBAN		1	5.00%
PETER C. CLEMENS	DEM	3	15.00%

U.S. PRESIDENT			
		Total	
Number of Precincts		1	
Precincts Reporting		1	100.0 %
Times Counted	20/22	90.9 %	
Total Votes		20	
'ROCKY' ROQUE DE LA		0	0.00%
JILL STEIN		0	0.00%
ALYSON KENNEDY		0	0.00%
GARY JOHNSON	LIB	2	10.00%
ROCKY GIORDANI	IAP	0	0.00%
DONALD J. TRUMP	REP	10	50.00%
DARRELL L. CASTLE	CON	0	0.00%
HILLARY RODHAM CLINDEM		1	5.00%
MONICA MOOREHEAD		0	0.00%
EVAN McMULLIN		6	30.00%
Write-in Votes		1	5.00%

GOVERNOR			
		Total	
Number of Precincts		1	
Precincts Reporting		1	100.0 %
Times Counted	20/22	90.9 %	
Total Votes		20	
GARY R. HERBERT, SPE	REP	13	65.00%
SUPERDELL SCHANZE, IAP		5	25.00%
BRIAN E KAMERATH, B/LIB		1	5.00%
MIKE WEINHOLTZ, KIM	DEM	1	5.00%
Write-in Votes		0	0.00%

U.S. SENATE			
		Total	
Number of Precincts		1	
Precincts Reporting		1	100.0 %
Times Counted	20/22	90.9 %	
Total Votes		20	
MISTY K SNOW	DEM	3	15.00%
BILL BARRON		0	0.00%
STONEY FONUA	IAP	1	5.00%
MIKE LEE	REP	16	80.00%

ATTY GENERAL			
		Total	
Number of Precincts		1	
Precincts Reporting		1	100.0 %
Times Counted	20/22	90.9 %	
Total Votes		20	
MICHAEL W. ISBELL	IAP	1	5.00%
JON V. HARPER	DEM	1	5.00%
SEAN D. REYES	REP	17	85.00%
W. ANDREW McCULLOULIB		1	5.00%

STATE AUDITOR			
		Total	
Number of Precincts		1	
Precincts Reporting		1	100.0 %
Times Counted	20/22	90.9 %	
Total Votes		19	
JOHN DOUGALL	REP	12	63.16%
JARED GREEN	IAP	4	21.05%
MIKE MITCHELL	DEM	3	15.79%

**Election Summary Report**  
**Box Elder County, Utah**  
**General Election**  
**November 8, 2016**  
**Summary For Promontory, All Counters, All Races**  
**OFFICIAL RESULTS**

Date:11/22/16  
 Time:06:40:49  
 Page:2 of 3

Registered Voters 22 - Cards Cast 20 90.91%

Num. Report Precinct 1 - Num. Reporting 1 100.00%

STATE TREASURER			
			Total
Number of Precincts			1
Precincts Reporting		1 100.0 %	
Times Counted		20/22 90.9 %	
Total Votes			19
RICHARD PROCTOR	CON	3 15.79%	
NEIL A. HANSEN	DEM	3 15.79%	
DAVID DAMSCHEN	REP	13 68.42%	

JUDGE CHRISTENSEN BOX ELDER			
			Total
Number of Precincts			1
Precincts Reporting		1 100.0 %	
Times Counted		20/22 90.9 %	
Total Votes			19
YES		10 52.63%	
NO		9 47.37%	

STATE HOUSE DIST 1			
			Total
Number of Precincts			1
Precincts Reporting		1 100.0 %	
Times Counted		20/22 90.9 %	
Total Votes			19
SHERRY PHIPPS	CON	8 42.11%	
SCOTT SANDALL	REP	11 57.89%	

JUDGE CHRISTENSEN GARLAND			
			Total
Number of Precincts			1
Precincts Reporting		1 100.0 %	
Times Counted		20/22 90.9 %	
Total Votes			20
YES		11 55.00%	
NO		9 45.00%	

COMMISSION SEAT C			
			Total
Number of Precincts			1
Precincts Reporting		1 100.0 %	
Times Counted		20/22 90.9 %	
Total Votes			14
STAN SUMMERS	REP	14 100.00%	

JUDGE CHRISTENSEN TREMONTON			
			Total
Number of Precincts			1
Precincts Reporting		1 100.0 %	
Times Counted		20/22 90.9 %	
Total Votes			20
YES		11 55.00%	
NO		9 45.00%	

BEC SHERIFF			
			Total
Number of Precincts			1
Precincts Reporting		1 100.0 %	
Times Counted		20/22 90.9 %	
Total Votes			17
KEVIN POTTER	REP	17 100.00%	

JUDGE CHRISTENSEN WILLARD			
			Total
Number of Precincts			1
Precincts Reporting		1 100.0 %	
Times Counted		20/22 90.9 %	
Total Votes			20
YES		11 55.00%	
NO		9 45.00%	

JUDGE BRIAN G. CANNELL			
			Total
Number of Precincts			1
Precincts Reporting		1 100.0 %	
Times Counted		20/22 90.9 %	
Total Votes			20
YES		11 55.00%	
NO		9 45.00%	

JUDGE NELSON MANTUA			
			Total
Number of Precincts			1
Precincts Reporting		1 100.0 %	
Times Counted		20/22 90.9 %	
Total Votes			19
YES		11 57.89%	
NO		8 42.11%	

**Election Summary Report**  
**Box Elder County, Utah**  
**General Election**  
**November 8, 2016**  
**Summary For Promontory, All Counters, All Races**  
**OFFICIAL RESULTS**

Date:11/22/16  
 Time:06:40:49  
 Page:3 of 3

Registered Voters 22 - Cards Cast 20 90.91%

Num. Report Precinct 1 - Num. Reporting 1 100.00%

BEC SCHOOL BOARD DIST 1		Total
Number of Precincts		1
Precincts Reporting		1 100.0 %
Times Counted		20/22 90.9 %
Total Votes		16
LYNN A. CAPENER		16 100.00%

Constitutional Amendment A		Total
Number of Precincts		1
Precincts Reporting		1 100.0 %
Times Counted		20/22 90.9 %
Total Votes		20
FOR		10 50.00%
AGAINST		10 50.00%

Constitutional Amendment B		Total
Number of Precincts		1
Precincts Reporting		1 100.0 %
Times Counted		20/22 90.9 %
Total Votes		20
FOR		12 60.00%
AGAINST		8 40.00%

Constitutional Amendment C		Total
Number of Precincts		1
Precincts Reporting		1 100.0 %
Times Counted		20/22 90.9 %
Total Votes		20
FOR		6 30.00%
AGAINST		14 70.00%

Election Summary Report  
 Box Elder County, Utah  
 General Election  
 November 8, 2016  
 Summary For Riverside, All Counters, All Races  
**OFFICIAL RESULTS**

Date:11/22/16  
 Time:06:40:50  
 Page:1 of 3

Registered Voters 301 - Cards Cast 259 86.05%

Num. Report Precinct 1 - Num. Reporting 1 100.00%

STRAIGHT PARTY			
		Total	
Number of Precincts		1	
Precincts Reporting		1	100.0 %
Times Counted	259/301	86.0 %	
Total Votes		58	
INDEPENDENT AMERICAN	IAP	3	5.17%
DEMOCRATIC	DEM	3	5.17%
REPUBLICAN	REP	50	86.21%
CONSTITUTION	CON	0	0.00%
LIBERTARIAN	LIB	2	3.45%

U.S. HOUSE OF REP			
		Total	
Number of Precincts		1	
Precincts Reporting		1	100.0 %
Times Counted	259/301	86.0 %	
Total Votes		254	
ROB BISHOP	REP	210	82.68%
CRAIG BOWDEN	LIB	14	5.51%
CHADWICK H. FAIRBAN		3	1.18%
PETER C. CLEMENS	DEM	27	10.63%

U.S. PRESIDENT			
		Total	
Number of Precincts		1	
Precincts Reporting		1	100.0 %
Times Counted	259/301	86.0 %	
Total Votes		257	
'ROCKY' ROQUE DE LA		0	0.00%
JILL STEIN		0	0.00%
ALYSON KENNEDY		0	0.00%
GARY JOHNSON	LIB	5	1.95%
ROCKY GIORDANI	IAP	0	0.00%
DONALD J. TRUMP	REP	173	67.32%
DARRELL L. CASTLE	CON	2	0.78%
HILLARY RODHAM CLINDEM		16	6.23%
MONICA MOOREHEAD		0	0.00%
EVAN McMULLIN		56	21.79%
Write-in Votes		5	1.95%

GOVERNOR			
		Total	
Number of Precincts		1	
Precincts Reporting		1	100.0 %
Times Counted	259/301	86.0 %	
Total Votes		255	
GARY R. HERBERT, SPE	REP	222	87.06%
SUPERDELL SCHANZE,	IAP	2	0.78%
BRIAN E KAMERATH,	B/LIB	5	1.96%
MIKE WEINHOLTZ,	KIM DEM	25	9.80%
Write-in Votes		1	0.39%

U.S. SENATE			
		Total	
Number of Precincts		1	
Precincts Reporting		1	100.0 %
Times Counted	259/301	86.0 %	
Total Votes		252	
MISTY K SNOW	DEM	17	6.75%
BILL BARRON		3	1.19%
STONE FOUNA	IAP	8	3.17%
MIKE LEE	REP	224	88.89%

ATTY GENERAL			
		Total	
Number of Precincts		1	
Precincts Reporting		1	100.0 %
Times Counted	259/301	86.0 %	
Total Votes		248	
MICHAEL W. IsBELL	IAP	7	2.82%
JON V. HARPER	DEM	22	8.87%
SEAN D. REYES	REP	204	82.26%
W. ANDREW McCULLOULIB		15	6.05%

STATE AUDITOR			
		Total	
Number of Precincts		1	
Precincts Reporting		1	100.0 %
Times Counted	259/301	86.0 %	
Total Votes		249	
JOHN DOUGALL	REP	194	77.91%
JARED GREEN	IAP	20	8.03%
MIKE MITCHELL	DEM	35	14.06%

Election Summary Report  
 Box Elder County, Utah  
 General Election  
 November 8, 2016  
 Summary For Riverside, All Counters, All Races  
**OFFICIAL RESULTS**

Date: 11/22/16  
 Time: 06:40:50  
 Page: 2 of 3

Registered Voters 301 - Cards Cast 259 86.05%

Num. Report Precinct 1 - Num. Reporting 1 100.00%

STATE TREASURER			
		Total	
Number of Precincts		1	
Precincts Reporting		1	100.0 %
Times Counted		259/301	86.0 %
Total Votes		251	
RICHARD PROCTOR	CON	33	13.15%
NEIL A. HANSEN	DEM	38	15.14%
DAVID DAMSCHEN	REP	180	71.71%

JUDGE CHRISTENSEN BOX ELDER			
		Total	
Number of Precincts		1	
Precincts Reporting		1	100.0 %
Times Counted		259/301	86.0 %
Total Votes		232	
YES		169	72.84%
NO		63	27.16%

STATE HOUSE DIST 1			
		Total	
Number of Precincts		1	
Precincts Reporting		1	100.0 %
Times Counted		259/301	86.0 %
Total Votes		247	
SHERRY PHIPPS	CON	39	15.79%
SCOTT SANDALL	REP	208	84.21%

JUDGE CHRISTENSEN GARLAND			
		Total	
Number of Precincts		1	
Precincts Reporting		1	100.0 %
Times Counted		259/301	86.0 %
Total Votes		225	
YES		162	72.00%
NO		63	28.00%

COMMISSION SEAT C			
		Total	
Number of Precincts		1	
Precincts Reporting		1	100.0 %
Times Counted		259/301	86.0 %
Total Votes		228	
STAN SUMMERS	REP	228	100.00%

JUDGE CHRISTENSEN TREMONTON			
		Total	
Number of Precincts		1	
Precincts Reporting		1	100.0 %
Times Counted		259/301	86.0 %
Total Votes		224	
YES		160	71.43%
NO		64	28.57%

BEC SHERIFF			
		Total	
Number of Precincts		1	
Precincts Reporting		1	100.0 %
Times Counted		259/301	86.0 %
Total Votes		237	
KEVIN POTTER	REP	237	100.00%

JUDGE CHRISTENSEN WILLARD			
		Total	
Number of Precincts		1	
Precincts Reporting		1	100.0 %
Times Counted		259/301	86.0 %
Total Votes		225	
YES		165	73.33%
NO		60	26.67%

JUDGE BRIAN G. CANNELL			
		Total	
Number of Precincts		1	
Precincts Reporting		1	100.0 %
Times Counted		259/301	86.0 %
Total Votes		222	
YES		198	89.19%
NO		24	10.81%

JUDGE NELSON MANTUA			
		Total	
Number of Precincts		1	
Precincts Reporting		1	100.0 %
Times Counted		259/301	86.0 %
Total Votes		216	
YES		177	81.94%
NO		39	18.06%

**Election Summary Report**  
**Box Elder County, Utah**  
**General Election**  
**November 8, 2016**  
**Summary For Riverside, All Counters, All Races**  
**OFFICIAL RESULTS**

Date:11/22/16  
 Time:06:40:50  
 Page:3 of 3

Registered Voters 301 - Cards Cast 259 86.05%

Num. Report Precinct 1 - Num. Reporting 1 100.00%

BEC SCHOOL BOARD DIST 1		Total	
Number of Precincts	1		
Precincts Reporting	1	100.0 %	
Times Counted	259/301	86.0 %	
Total Votes	222		
LYNN A. CAPENER	222	100.00%	

Constitutional Amendment A		Total	
Number of Precincts	1		
Precincts Reporting	1	100.0 %	
Times Counted	259/301	86.0 %	
Total Votes	236		
FOR	132	55.93%	
AGAINST	104	44.07%	

Constitutional Amendment B		Total	
Number of Precincts	1		
Precincts Reporting	1	100.0 %	
Times Counted	259/301	86.0 %	
Total Votes	234		
FOR	140	59.83%	
AGAINST	94	40.17%	

Constitutional Amendment C		Total	
Number of Precincts	1		
Precincts Reporting	1	100.0 %	
Times Counted	259/301	86.0 %	
Total Votes	233		
FOR	86	36.91%	
AGAINST	147	63.09%	



Election Summary Report  
 Box Elder County, Utah  
 General Election  
 November 8, 2016  
 Summary For Snowville, All Counters, All Races  
**OFFICIAL RESULTS**

Date: 11/22/16  
 Time: 06:40:51  
 Page: 1 of 3

Registered Voters 103 - Cards Cast 86 83.50%

Num. Report Precinct 1 - Num. Reporting 1 100.00%

STRAIGHT PARTY			
		Total	
Number of Precincts		1	
Precincts Reporting		1	100.0 %
Times Counted	86/103	83.5 %	
Total Votes		20	
INDEPENDENT AMERICAN	IAP	2	10.00%
DEMOCRATIC	DEM	1	5.00%
REPUBLICAN	REP	17	85.00%
CONSTITUTION	CON	0	0.00%
LIBERTARIAN	LIB	0	0.00%

U.S. HOUSE OF REP			
		Total	
Number of Precincts		1	
Precincts Reporting		1	100.0 %
Times Counted	86/103	83.5 %	
Total Votes		86	
ROB BISHOP	REP	74	86.05%
CRAIG BOWDEN	LIB	6	6.98%
CHADWICK H. FAIRBAN		1	1.16%
PETER C. CLEMENS	DEM	5	5.81%

U.S. PRESIDENT			
		Total	
Number of Precincts		1	
Precincts Reporting		1	100.0 %
Times Counted	86/103	83.5 %	
Total Votes		86	
'ROCKY' ROQUE DE LA		0	0.00%
JILL STEIN		0	0.00%
ALYSON KENNEDY		0	0.00%
GARY JOHNSON	LIB	5	5.81%
ROCKY GIORDANI	IAP	0	0.00%
DONALD J. TRUMP	REP	66	76.74%
DARRELL L. CASTLE	CON	1	1.16%
HILLARY RODHAM CLINDEM		3	3.49%
MONICA MOOREHEAD		0	0.00%
EVAN McMULLIN		9	10.47%
Write-in Votes		2	2.33%

GOVERNOR			
		Total	
Number of Precincts		1	
Precincts Reporting		1	100.0 %
Times Counted	86/103	83.5 %	
Total Votes		86	
GARY R. HERBERT, SPE REP		80	93.02%
SUPERDELL SCHANZE, IAP		1	1.16%
BRIAN E KAMERATH, B/LIB		2	2.33%
MIKE WEINHOLTZ, KIM DEM		3	3.49%
Write-in Votes		0	0.00%

ATTY GENERAL			
		Total	
Number of Precincts		1	
Precincts Reporting		1	100.0 %
Times Counted	86/103	83.5 %	
Total Votes		86	
MICHAEL W. IsBELL	IAP	1	1.16%
JON V. HARPER	DEM	7	8.14%
SEAN D. REYES	REP	71	82.56%
W. ANDREW McCULLOULIB		7	8.14%

U.S. SENATE			
		Total	
Number of Precincts		1	
Precincts Reporting		1	100.0 %
Times Counted	86/103	83.5 %	
Total Votes		86	
MISTY K SNOW	DEM	4	4.65%
BILL BARRON		1	1.16%
STONE Y FONUA	IAP	3	3.49%
MIKE LEE	REP	78	90.70%

STATE AUDITOR			
		Total	
Number of Precincts		1	
Precincts Reporting		1	100.0 %
Times Counted	86/103	83.5 %	
Total Votes		83	
JOHN DOUGALL	REP	65	78.31%
JARED GREEN	IAP	6	7.23%
MIKE MITCHELL	DEM	12	14.46%

Election Summary Report  
 Box Elder County, Utah  
 General Election  
 November 8, 2016  
 Summary For Snowville, All Counters, All Races  
**OFFICIAL RESULTS**

Date:11/22/16  
 Time:06:40:51  
 Page:2 of 3

Registered Voters 103 - Cards Cast 86 83.50%

Num. Report Precinct 1 - Num. Reporting 1 100.00%

STATE TREASURER			
		Total	
Number of Precincts		1	
Precincts Reporting		1	100.0 %
Times Counted		86/103	83.5 %
Total Votes		84	
RICHARD PROCTOR	CON	8	9.52%
NEIL A. HANSEN	DEM	19	22.62%
DAVID DAMSCHEN	REP	57	67.86%

JUDGE CHRISTENSEN BOX ELDER			
		Total	
Number of Precincts		1	
Precincts Reporting		1	100.0 %
Times Counted		86/103	83.5 %
Total Votes		75	
YES		59	78.67%
NO		16	21.33%

STATE HOUSE DIST 1			
		Total	
Number of Precincts		1	
Precincts Reporting		1	100.0 %
Times Counted		86/103	83.5 %
Total Votes		85	
SHERRY PHIPPS	CON	11	12.94%
SCOTT SANDALL	REP	74	87.06%

JUDGE CHRISTENSEN GARLAND			
		Total	
Number of Precincts		1	
Precincts Reporting		1	100.0 %
Times Counted		86/103	83.5 %
Total Votes		73	
YES		59	80.82%
NO		14	19.18%

COMMISSION SEAT C			
		Total	
Number of Precincts		1	
Precincts Reporting		1	100.0 %
Times Counted		86/103	83.5 %
Total Votes		82	
STAN SUMMERS	REP	82	100.00%

JUDGE CHRISTENSEN TREMONTON			
		Total	
Number of Precincts		1	
Precincts Reporting		1	100.0 %
Times Counted		86/103	83.5 %
Total Votes		74	
YES		60	81.08%
NO		14	18.92%

BEC SHERIFF			
		Total	
Number of Precincts		1	
Precincts Reporting		1	100.0 %
Times Counted		86/103	83.5 %
Total Votes		81	
KEVIN POTTER	REP	81	100.00%

JUDGE CHRISTENSEN WILLARD			
		Total	
Number of Precincts		1	
Precincts Reporting		1	100.0 %
Times Counted		86/103	83.5 %
Total Votes		74	
YES		60	81.08%
NO		14	18.92%

JUDGE BRIAN G. CANNELL			
		Total	
Number of Precincts		1	
Precincts Reporting		1	100.0 %
Times Counted		86/103	83.5 %
Total Votes		71	
YES		66	92.96%
NO		5	7.04%

JUDGE NELSON MANTUA			
		Total	
Number of Precincts		1	
Precincts Reporting		1	100.0 %
Times Counted		86/103	83.5 %
Total Votes		70	
YES		61	87.14%
NO		9	12.86%

**Election Summary Report**  
**Box Elder County, Utah**  
**General Election**  
**November 8, 2016**  
**Summary For Snowville, All Counters, All Races**  
**OFFICIAL RESULTS**

Date:11/22/16  
 Time:06:40:51  
 Page:3 of 3

Registered Voters 103 - Cards Cast 86 83.50%

Num. Report Precinct 1 - Num. Reporting 1 100.00%

BEC SCHOOL BOARD DIST 1		Total
Number of Precincts		1
Precincts Reporting		1 100.0 %
Times Counted	86/103	83.5 %
Total Votes		73
LYNN A. CAPENER		73 100.00%

Constitutional Amendment A		Total
Number of Precincts		1
Precincts Reporting		1 100.0 %
Times Counted	86/103	83.5 %
Total Votes		77
FOR		42 54.55%
AGAINST		35 45.45%

Constitutional Amendment B		Total
Number of Precincts		1
Precincts Reporting		1 100.0 %
Times Counted	86/103	83.5 %
Total Votes		77
FOR		37 48.05%
AGAINST		40 51.95%

Constitutional Amendment C		Total
Number of Precincts		1
Precincts Reporting		1 100.0 %
Times Counted	86/103	83.5 %
Total Votes		77
FOR		24 31.17%
AGAINST		53 68.83%

Election Summary Report  
 Box Elder County, Utah  
 General Election  
 November 8, 2016

Date: 11/22/16  
 Time: 06:40:51  
 Page: 1 of 3

Summary For South Willard, All Counties, All Races  
**OFFICIAL RESULTS**

Registered Voters 878 - Cards Cast 634 72.21%

Num. Report Precinct 1 - Num. Reporting 1 100.00%

STRAIGHT PARTY			
		Total	
Number of Precincts		1	
Precincts Reporting		1	100.0 %
Times Counted		634/878	72.2 %
Total Votes		206	
INDEPENDENT AMERICAN	IAP	13	6.31%
DEMOCRATIC	DEM	25	12.14%
REPUBLICAN	REP	163	79.13%
CONSTITUTION	CON	2	0.97%
LIBERTARIAN	LIB	3	1.46%

U.S. HOUSE OF REP			
		Total	
Number of Precincts		1	
Precincts Reporting		1	100.0 %
Times Counted		634/878	72.2 %
Total Votes		613	
ROB BISHOP	REP	493	80.42%
CRAIG BOWDEN	LIB	35	5.71%
CHADWICK H. FAIRBAN		14	2.28%
PETER C. CLEMENS	DEM	71	11.58%

U.S. PRESIDENT			
		Total	
Number of Precincts		1	
Precincts Reporting		1	100.0 %
Times Counted		634/878	72.2 %
Total Votes		634	
'ROCKY' ROQUE DE LA		0	0.00%
JILL STEIN		2	0.32%
ALYSON KENNEDY		0	0.00%
GARY JOHNSON	LIB	12	1.89%
ROCKY GIORDANI	IAP	0	0.00%
DONALD J. TRUMP	REP	404	63.72%
DARRELL L. CASTLE	CON	4	0.63%
HILLARY RODHAM CLINDEM		68	10.73%
MONICA MOOREHEAD		0	0.00%
EVAN McMULLIN		139	21.92%
Write-in Votes		5	0.79%

GOVERNOR			
		Total	
Number of Precincts		1	
Precincts Reporting		1	100.0 %
Times Counted		634/878	72.2 %
Total Votes		613	
GARY R. HERBERT, SPE	REP	498	81.24%
SUPERDELL SCHANZE,	IAP	7	1.14%
BRIAN E KAMERATH,	B/LIB	26	4.24%
MIKE WEINHOLTZ,	KIM DEM	82	13.38%
Write-in Votes		0	0.00%

U.S. SENATE			
		Total	
Number of Precincts		1	
Precincts Reporting		1	100.0 %
Times Counted		634/878	72.2 %
Total Votes		613	
MISTY K SNOW	DEM	61	9.95%
BILL BARRON		10	1.63%
STONEY FONUA	IAP	12	1.96%
MIKE LEE	REP	530	86.46%

ATTY GENERAL			
		Total	
Number of Precincts		1	
Precincts Reporting		1	100.0 %
Times Counted		634/878	72.2 %
Total Votes		607	
MICHAEL W. IsBELL	IAP	20	3.29%
JON V. HARPER	DEM	72	11.86%
SEAN D. REYES	REP	481	79.24%
W. ANDREW McCULLOULIB		34	5.60%

STATE AUDITOR			
		Total	
Number of Precincts		1	
Precincts Reporting		1	100.0 %
Times Counted		634/878	72.2 %
Total Votes		599	
JOHN DOUGALL	REP	444	74.12%
JARED GREEN	IAP	51	8.51%
MIKE MITCHELL	DEM	104	17.36%

Election Summary Report  
 Box Elder County, Utah  
 General Election  
 November 8, 2016

Date: 11/22/16  
 Time: 06:40:51  
 Page: 2 of 3

Summary For South Willard, All Races  
**OFFICIAL RESULTS**

Registered Voters 878 - Cards Cast 634 72.21%

Num. Report Precinct 1 - Num. Reporting 1 100.00%

STATE TREASURER			
			Total
Number of Precincts			1
Precincts Reporting	1	100.0 %	
Times Counted	634/878	72.2 %	
Total Votes			598
RICHARD PROCTOR	CON	47	7.86%
NEIL A. HANSEN	DEM	116	19.40%
DAVID DAMSCHEN	REP	435	72.74%

JUDGE CHRISTENSEN BOX ELDER			
			Total
Number of Precincts			1
Precincts Reporting	1	100.0 %	
Times Counted	634/878	72.2 %	
Total Votes			572
YES		459	80.24%
NO		113	19.76%

STATE HOUSE DIST 29			
			Total
Number of Precincts			1
Precincts Reporting	1	100.0 %	
Times Counted	634/878	72.2 %	
Total Votes			610
LEE B. PERRY	REP	531	87.05%
ANGELA B. URREA	DEM	79	12.95%

JUDGE CHRISTENSEN GARLAND			
			Total
Number of Precincts			1
Precincts Reporting	1	100.0 %	
Times Counted	634/878	72.2 %	
Total Votes			563
YES		444	78.86%
NO		119	21.14%

COMMISSION SEAT C			
			Total
Number of Precincts			1
Precincts Reporting	1	100.0 %	
Times Counted	634/878	72.2 %	
Total Votes			557
STAN SUMMERS	REP	557	100.00%

JUDGE CHRISTENSEN TREMONTON			
			Total
Number of Precincts			1
Precincts Reporting	1	100.0 %	
Times Counted	634/878	72.2 %	
Total Votes			563
YES		444	78.86%
NO		119	21.14%

BEC SHERIFF			
			Total
Number of Precincts			1
Precincts Reporting	1	100.0 %	
Times Counted	634/878	72.2 %	
Total Votes			568
KEVIN POTTER	REP	568	100.00%

JUDGE CHRISTENSEN WILLARD			
			Total
Number of Precincts			1
Precincts Reporting	1	100.0 %	
Times Counted	634/878	72.2 %	
Total Votes			576
YES		461	80.03%
NO		115	19.97%

JUDGE BRIAN G. CANNELL			
			Total
Number of Precincts			1
Precincts Reporting	1	100.0 %	
Times Counted	634/878	72.2 %	
Total Votes			560
YES		461	82.32%
NO		99	17.68%

JUDGE NELSON MANTUA			
			Total
Number of Precincts			1
Precincts Reporting	1	100.0 %	
Times Counted	634/878	72.2 %	
Total Votes			558
YES		442	79.21%
NO		116	20.79%

Election Summary Report  
Box Elder County, Utah  
General Election  
November 8, 2016

Date:11/22/16  
Time:06:40:51  
Page:3 of 3

Summary For South Willard, All Counters, All Races  
OFFICIAL RESULTS

Registered Voters 878 - Cards Cast 634 72.21%

Num. Report Precinct 1 - Num. Reporting 1 100.00%

Constitutional Amendment A		Total	
Number of Precincts	1		
Precincts Reporting	1	100.0 %	
Times Counted	634/878	72.2 %	
Total Votes	577		
FOR	365	63.26%	
AGAINST	212	36.74%	

Constitutional Amendment B		Total	
Number of Precincts	1		
Precincts Reporting	1	100.0 %	
Times Counted	634/878	72.2 %	
Total Votes	579		
FOR	355	61.31%	
AGAINST	224	38.69%	

Constitutional Amendment C		Total	
Number of Precincts	1		
Precincts Reporting	1	100.0 %	
Times Counted	634/878	72.2 %	
Total Votes	591		
FOR	264	44.67%	
AGAINST	327	55.33%	

Election Summary Report  
 Box Elder County, Utah  
 General Election  
 November 8, 2016

Date: 11/22/16  
 Time: 06:40:52  
 Page: 1 of 3

Summary For Tremonton 01, All Counties, All Races  
**OFFICIAL RESULTS**

Registered Voters 780 - Cards Cast 607 77.82%

Num. Report Precinct 1 - Num. Reporting 1 100.00%

STRAIGHT PARTY			
		Total	
Number of Precincts		1	
Precincts Reporting		1	100.0 %
Times Counted		607/780	77.8 %
Total Votes		166	
INDEPENDENT AMERICAN	IAP	6	3.61%
DEMOCRATIC	DEM	13	7.83%
REPUBLICAN	REP	146	87.95%
CONSTITUTION	CON	0	0.00%
LIBERTARIAN	LIB	1	0.60%

U.S. HOUSE OF REP			
		Total	
Number of Precincts		1	
Precincts Reporting		1	100.0 %
Times Counted		607/780	77.8 %
Total Votes		593	
ROB BISHOP	REP	500	84.32%
CRAIG BOWDEN	LIB	15	2.53%
CHADWICK H. FAIRBAN		10	1.69%
PETER C. CLEMENS	DEM	68	11.47%

U.S. PRESIDENT			
		Total	
Number of Precincts		1	
Precincts Reporting		1	100.0 %
Times Counted		607/780	77.8 %
Total Votes		602	
'ROCKY' ROQUE DE LA		0	0.00%
JILL STEIN		0	0.00%
ALYSON KENNEDY		0	0.00%
GARY JOHNSON	LIB	14	2.33%
ROCKY GIORDANI	IAP	0	0.00%
DONALD J. TRUMP	REP	410	68.11%
DARRELL L. CASTLE	CON	7	1.16%
HILLARY RODHAM CLINDEM		46	7.64%
MONICA MOOREHEAD		0	0.00%
EVAN McMULLIN		123	20.43%
Write-in Votes		2	0.33%

GOVERNOR			
		Total	
Number of Precincts		1	
Precincts Reporting		1	100.0 %
Times Counted		607/780	77.8 %
Total Votes		592	
GARY R. HERBERT, SPE	REP	546	92.23%
SUPERDELL SCHANZE,	CIAP	3	0.51%
BRIAN E KAMERATH,	B/LIB	4	0.68%
MIKE WEINHOLTZ,	KIM DEM	38	6.42%
Write-in Votes		1	0.17%

U.S. SENATE			
		Total	
Number of Precincts		1	
Precincts Reporting		1	100.0 %
Times Counted		607/780	77.8 %
Total Votes		586	
MISTY K SNOW	DEM	37	6.31%
BILL BARRON		9	1.54%
STONE FOUNA	IAP	4	0.68%
MIKE LEE	REP	536	91.47%

ATTY GENERAL			
		Total	
Number of Precincts		1	
Precincts Reporting		1	100.0 %
Times Counted		607/780	77.8 %
Total Votes		582	
MICHAEL W. ISBELL	IAP	6	1.03%
JON V. HARPER	DEM	39	6.70%
SEAN D. REYES	REP	510	87.63%
W. ANDREW McCULLOULIB		27	4.64%

STATE AUDITOR			
		Total	
Number of Precincts		1	
Precincts Reporting		1	100.0 %
Times Counted		607/780	77.8 %
Total Votes		570	
JOHN DOUGALL	REP	475	83.33%
JARED GREEN	IAP	31	5.44%
MIKE MITCHELL	DEM	64	11.23%

Election Summary Report  
 Box Elder County, Utah  
 General Election  
 November 8, 2016

Date: 11/22/16  
 Time: 06:40:52  
 Page: 2 of 3

Summary For Tremonton 01, All Counters, All Races  
**OFFICIAL RESULTS**

Registered Voters 780 - Cards Cast 607 77.82%

Num. Report Precinct 1 - Num. Reporting 1 100.00%

STATE TREASURER			
		Total	
Number of Precincts		1	
Precincts Reporting		1	100.0 %
Times Counted		607/780	77.8 %
Total Votes		564	
RICHARD PROCTOR	CON	35	6.21%
NEIL A. HANSEN	DEM	78	13.83%
DAVID DAMSCHEN	REP	451	79.96%

JUDGE CHRISTENSEN BOX ELDER			
		Total	
Number of Precincts		1	
Precincts Reporting		1	100.0 %
Times Counted		607/780	77.8 %
Total Votes		563	
YES		458	81.35%
NO		105	18.65%

STATE HOUSE DIST 1			
		Total	
Number of Precincts		1	
Precincts Reporting		1	100.0 %
Times Counted		607/780	77.8 %
Total Votes		586	
SHERRY PHIPPS	CON	57	9.73%
SCOTT SANDALL	REP	529	90.27%

JUDGE CHRISTENSEN GARLAND			
		Total	
Number of Precincts		1	
Precincts Reporting		1	100.0 %
Times Counted		607/780	77.8 %
Total Votes		546	
YES		439	80.40%
NO		107	19.60%

COMMISSION SEAT C			
		Total	
Number of Precincts		1	
Precincts Reporting		1	100.0 %
Times Counted		607/780	77.8 %
Total Votes		556	
STAN SUMMERS	REP	556	100.00%

JUDGE CHRISTENSEN TREMONTON			
		Total	
Number of Precincts		1	
Precincts Reporting		1	100.0 %
Times Counted		607/780	77.8 %
Total Votes		564	
YES		460	81.56%
NO		104	18.44%

BEC SHERIFF			
		Total	
Number of Precincts		1	
Precincts Reporting		1	100.0 %
Times Counted		607/780	77.8 %
Total Votes		559	
KEVIN POTTER	REP	559	100.00%

JUDGE CHRISTENSEN WILLARD			
		Total	
Number of Precincts		1	
Precincts Reporting		1	100.0 %
Times Counted		607/780	77.8 %
Total Votes		538	
YES		434	80.67%
NO		104	19.33%

JUDGE BRIAN G. CANNELL			
		Total	
Number of Precincts		1	
Precincts Reporting		1	100.0 %
Times Counted		607/780	77.8 %
Total Votes		556	
YES		496	89.21%
NO		60	10.79%

JUDGE NELSON MANTUA			
		Total	
Number of Precincts		1	
Precincts Reporting		1	100.0 %
Times Counted		607/780	77.8 %
Total Votes		520	
YES		437	84.04%
NO		83	15.96%



Election Summary Report  
 Box Elder County, Utah  
 General Election  
 November 8, 2016

Date: 11/22/16  
 Time: 06:40:52  
 Page: 3 of 3

Summary For Tremonton 01, All Counters, All Races  
**OFFICIAL RESULTS**

Registered Voters 780 - Cards Cast 607 77.82%

Num. Report Precinct 1 - Num. Reporting 1 100.00%

BEC SCHOOL BOARD DIST 2		Total	
Number of Precincts	1		
Precincts Reporting	1	100.0 %	
Times Counted	607/780	77.8 %	
Total Votes	534		
CONNIE JEAN ARCHIBAL	534	100.00%	

Constitutional Amendment A		Total	
Number of Precincts	1		
Precincts Reporting	1	100.0 %	
Times Counted	607/780	77.8 %	
Total Votes	553		
FOR	366	66.18%	
AGAINST	187	33.82%	

Constitutional Amendment B		Total	
Number of Precincts	1		
Precincts Reporting	1	100.0 %	
Times Counted	607/780	77.8 %	
Total Votes	565		
FOR	360	63.72%	
AGAINST	205	36.28%	

Constitutional Amendment C		Total	
Number of Precincts	1		
Precincts Reporting	1	100.0 %	
Times Counted	607/780	77.8 %	
Total Votes	564		
FOR	282	50.00%	
AGAINST	282	50.00%	

Election Summary Report  
 Box Elder County, Utah  
 General Election  
 November 8, 2016

Date: 11/22/16  
 Time: 06:40:53  
 Page: 1 of 3

Summary For Tremonton 02, All Counters, All Races  
**OFFICIAL RESULTS**

Registered Voters 870 - Cards Cast 609 70.00%

Num. Report Precinct 1 - Num. Reporting 1 100.00%

STRAIGHT PARTY			
		Total	
Number of Precincts		1	
Precincts Reporting		1 100.0 %	
Times Counted	609/870	70.0 %	
Total Votes		212	
INDEPENDENT AMERICAN	IAP	12	5.66%
DEMOCRATIC	DEM	38	17.92%
REPUBLICAN	REP	156	73.58%
CONSTITUTION	CON	1	0.47%
LIBERTARIAN	LIB	5	2.36%

U.S. HOUSE OF REP			
		Total	
Number of Precincts		1	
Precincts Reporting		1 100.0 %	
Times Counted	609/870	70.0 %	
Total Votes		598	
ROB BISHOP	REP	450	75.25%
CRAIG BOWDEN	LIB	33	5.52%
CHADWICK H. FAIRBAN		15	2.51%
PETER C. CLEMENS	DEM	100	16.72%

U.S. PRESIDENT			
		Total	
Number of Precincts		1	
Precincts Reporting		1 100.0 %	
Times Counted	609/870	70.0 %	
Total Votes		607	
'ROCKY' ROQUE DE LA		0	0.00%
JILL STEIN		1	0.16%
ALYSON KENNEDY		0	0.00%
GARY JOHNSON	LIB	13	2.14%
ROCKY GIORDANI	IAP	2	0.33%
DONALD J. TRUMP	REP	397	65.40%
DARRELL L. CASTLE	CON	6	0.99%
HILLARY RODHAM CLINDEM		88	14.50%
MONICA MOOREHEAD		0	0.00%
EVAN McMULLIN		95	15.65%
Write-in Votes		5	0.82%

GOVERNOR			
		Total	
Number of Precincts		1	
Precincts Reporting		1 100.0 %	
Times Counted	609/870	70.0 %	
Total Votes		599	
GARY R. HERBERT, SPE	REP	478	79.80%
SUPERDELL SCHANZE, IAP		10	1.67%
BRIAN E KAMERATH, B/LIB		22	3.67%
MIKE WEINHOLTZ, KIM	DEM	89	14.86%
Write-in Votes		0	0.00%

U.S. SENATE			
		Total	
Number of Precincts		1	
Precincts Reporting		1 100.0 %	
Times Counted	609/870	70.0 %	
Total Votes		596	
MISTY K SNOW	DEM	96	16.11%
BILL BARRON		14	2.35%
STONEY FONUA	IAP	9	1.51%
MIKE LEE	REP	477	80.03%

ATTY GENERAL			
		Total	
Number of Precincts		1	
Precincts Reporting		1 100.0 %	
Times Counted	609/870	70.0 %	
Total Votes		593	
MICHAEL W. IsBELL	IAP	23	3.88%
JON V. HARPER	DEM	92	15.51%
SEAN D. REYES	REP	441	74.37%
W. ANDREW McCULLOULIB		37	6.24%

STATE AUDITOR			
		Total	
Number of Precincts		1	
Precincts Reporting		1 100.0 %	
Times Counted	609/870	70.0 %	
Total Votes		588	
JOHN DOUGALL	REP	445	75.68%
JARED GREEN	IAP	49	8.33%
MIKE MITCHELL	DEM	94	15.99%

Election Summary Report  
 Box Elder County, Utah  
 General Election  
 November 8, 2016

Date:11/22/16  
 Time:06:40:53  
 Page:2 of 3

Summary For Tremonton 02, All Counters, All Races  
 OFFICIAL RESULTS

Registered Voters 870 - Cards Cast 609 70.00%

Num. Report Precinct 1 - Num. Reporting 1 100.00%

STATE TREASURER			
			Total
Number of Precincts			1
Precincts Reporting	1	100.0 %	
Times Counted	609/870	70.0 %	
Total Votes			591
RICHARD PROCTOR	CON	54	9.14%
NEIL A. HANSEN	DEM	123	20.81%
DAVID DAMSCHEN	REP	414	70.05%

JUDGE CHRISTENSEN BOX ELDER			
			Total
Number of Precincts			1
Precincts Reporting	1	100.0 %	
Times Counted	609/870	70.0 %	
Total Votes			563
YES		403	71.58%
NO		160	28.42%

STATE HOUSE DIST 1			
			Total
Number of Precincts			1
Precincts Reporting	1	100.0 %	
Times Counted	609/870	70.0 %	
Total Votes			587
SHERRY PHIPPS	CON	87	14.82%
SCOTT SANDALL	REP	500	85.18%

JUDGE CHRISTENSEN GARLAND			
			Total
Number of Precincts			1
Precincts Reporting	1	100.0 %	
Times Counted	609/870	70.0 %	
Total Votes			565
YES		393	69.56%
NO		172	30.44%

COMMISSION SEAT C			
			Total
Number of Precincts			1
Precincts Reporting	1	100.0 %	
Times Counted	609/870	70.0 %	
Total Votes			559
STAN SUMMERS	REP	559	100.00%

JUDGE CHRISTENSEN TREMONTON			
			Total
Number of Precincts			1
Precincts Reporting	1	100.0 %	
Times Counted	609/870	70.0 %	
Total Votes			570
YES		400	70.18%
NO		170	29.82%

BEC SHERIFF			
			Total
Number of Precincts			1
Precincts Reporting	1	100.0 %	
Times Counted	609/870	70.0 %	
Total Votes			555
KEVIN POTTER	REP	555	100.00%

JUDGE CHRISTENSEN WILLARD			
			Total
Number of Precincts			1
Precincts Reporting	1	100.0 %	
Times Counted	609/870	70.0 %	
Total Votes			570
YES		401	70.35%
NO		169	29.65%

JUDGE BRIAN G. CANNELL			
			Total
Number of Precincts			1
Precincts Reporting	1	100.0 %	
Times Counted	609/870	70.0 %	
Total Votes			556
YES		486	87.41%
NO		70	12.59%

JUDGE NELSON MANTUA			
			Total
Number of Precincts			1
Precincts Reporting	1	100.0 %	
Times Counted	609/870	70.0 %	
Total Votes			559
YES		464	83.01%
NO		95	16.99%

Election Summary Report  
 Box Elder County, Utah  
 General Election  
 November 8, 2016

Date:11/22/16  
 Time:06:40:53  
 Page:3 of 3

Summary For Tremonton 02, All Counters, All Races  
**OFFICIAL RESULTS**

Registered Voters 870 - Cards Cast 609 70.00%

Num. Report Precinct 1 - Num. Reporting 1 100.00%

BEC SCHOOL BOARD DIST 2		Total	
Number of Precincts	1		
Precincts Reporting	1	100.0 %	
Times Counted	609/870	70.0 %	
Total Votes	545		
CONNIE JEAN ARCHIBAL	545	100.00%	

Constitutional Amendment A		Total	
Number of Precincts	1		
Precincts Reporting	1	100.0 %	
Times Counted	609/870	70.0 %	
Total Votes	572		
FOR	361	63.11%	
AGAINST	211	36.89%	

Constitutional Amendment B		Total	
Number of Precincts	1		
Precincts Reporting	1	100.0 %	
Times Counted	609/870	70.0 %	
Total Votes	570		
FOR	370	64.91%	
AGAINST	200	35.09%	

Constitutional Amendment C		Total	
Number of Precincts	1		
Precincts Reporting	1	100.0 %	
Times Counted	609/870	70.0 %	
Total Votes	567		
FOR	260	45.86%	
AGAINST	307	54.14%	

Election Summary Report  
 Box Elder County, Utah  
 General Election  
 November 8, 2016

Date: 11/22/16  
 Time: 06:40:54  
 Page: 1 of 3

Summary For Tremonton 03, All Counters, All Races  
**OFFICIAL RESULTS**

Registered Voters 672 - Cards Cast 454 67.56%

Num. Report Precinct 1 - Num. Reporting 1 100.00%

STRAIGHT PARTY			
		Total	
Number of Precincts		1	
Precincts Reporting		1	100.0 %
Times Counted		454/672	67.6 %
Total Votes		141	
INDEPENDENT AMERICAN	IAP	7	4.96%
DEMOCRATIC	DEM	20	14.18%
REPUBLICAN	REP	110	78.01%
CONSTITUTION	CON	3	2.13%
LIBERTARIAN	LIB	1	0.71%

U.S. HOUSE OF REP			
		Total	
Number of Precincts		1	
Precincts Reporting		1	100.0 %
Times Counted		454/672	67.6 %
Total Votes		441	
ROB BISHOP	REP	329	74.60%
CRAIG BOWDEN	LIB	27	6.12%
CHADWICK H. FAIRBAN		5	1.13%
PETER C. CLEMENS	DEM	80	18.14%

U.S. PRESIDENT			
		Total	
Number of Precincts		1	
Precincts Reporting		1	100.0 %
Times Counted		454/672	67.6 %
Total Votes		452	
'ROCKY' ROQUE DE LA		0	0.00%
JILL STEIN		2	0.44%
ALYSON KENNEDY		0	0.00%
GARY JOHNSON	LIB	11	2.43%
ROCKY GIORDANI	IAP	0	0.00%
DONALD J. TRUMP	REP	285	63.05%
DARRELL L. CASTLE	CON	3	0.66%
HILLARY RODHAM CLINDEM		43	9.51%
MONICA MOOREHEAD		0	0.00%
EVAN McMULLIN		103	22.79%
Write-in Votes		5	1.11%

GOVERNOR			
		Total	
Number of Precincts		1	
Precincts Reporting		1	100.0 %
Times Counted		454/672	67.6 %
Total Votes		445	
GARY R. HERBERT, SPE	REP	352	79.10%
SUPERDELL SCHANZE, IAP		7	1.57%
BRIAN E KAMERATH, B/LIB		23	5.17%
MIKE WEINHOLTZ, KIM	DEM	63	14.16%
Write-in Votes		0	0.00%

U.S. SENATE			
		Total	
Number of Precincts		1	
Precincts Reporting		1	100.0 %
Times Counted		454/672	67.6 %
Total Votes		442	
MISTY K SNOW	DEM	51	11.54%
BILL BARRON		8	1.81%
STONEY FONUA	IAP	11	2.49%
MIKE LEE	REP	372	84.16%

ATTY GENERAL			
		Total	
Number of Precincts		1	
Precincts Reporting		1	100.0 %
Times Counted		454/672	67.6 %
Total Votes		437	
MICHAEL W. IsBELL	IAP	13	2.97%
JON V. HARPER	DEM	52	11.90%
SEAN D. REYES	REP	342	78.26%
W. ANDREW McCULLOULIB		30	6.86%

STATE AUDITOR			
		Total	
Number of Precincts		1	
Precincts Reporting		1	100.0 %
Times Counted		454/672	67.6 %
Total Votes		431	
JOHN DOUGALL	REP	341	79.12%
JARED GREEN	IAP	34	7.89%
MIKE MITCHELL	DEM	56	12.99%

Election Summary Report  
 Box Elder County, Utah  
 General Election  
 November 8, 2016

Date: 11/22/16  
 Time: 06:40:54  
 Page: 2 of 3

Summary For Tremonton 03, All Races  
**OFFICIAL RESULTS**

Registered Voters 672 - Cards Cast 454 67.56%

Num. Report Precinct 1 - Num. Reporting 1 100.00%

STATE TREASURER			
		Total	
Number of Precincts		1	
Precincts Reporting		1	100.0 %
Times Counted		454/672	67.6 %
Total Votes		433	
RICHARD PROCTOR	CON	47	10.85%
NEIL A. HANSEN	DEM	79	18.24%
DAVID DAMSCHEN	REP	307	70.90%

JUDGE CHRISTENSEN BOX ELDER			
		Total	
Number of Precincts		1	
Precincts Reporting		1	100.0 %
Times Counted		454/672	67.6 %
Total Votes		412	
YES		265	64.32%
NO		147	35.68%

STATE HOUSE DIST 1			
		Total	
Number of Precincts		1	
Precincts Reporting		1	100.0 %
Times Counted		454/672	67.6 %
Total Votes		435	
SHERRY PHIPPS	CON	70	16.09%
SCOTT SANDALL	REP	365	83.91%

JUDGE CHRISTENSEN GARLAND			
		Total	
Number of Precincts		1	
Precincts Reporting		1	100.0 %
Times Counted		454/672	67.6 %
Total Votes		409	
YES		264	64.55%
NO		145	35.45%

COMMISSION SEAT C			
		Total	
Number of Precincts		1	
Precincts Reporting		1	100.0 %
Times Counted		454/672	67.6 %
Total Votes		418	
STAN SUMMERS	REP	418	100.00%

JUDGE CHRISTENSEN TREMONTON			
		Total	
Number of Precincts		1	
Precincts Reporting		1	100.0 %
Times Counted		454/672	67.6 %
Total Votes		414	
YES		271	65.46%
NO		143	34.54%

BEC SHERIFF			
		Total	
Number of Precincts		1	
Precincts Reporting		1	100.0 %
Times Counted		454/672	67.6 %
Total Votes		419	
KEVIN POTTER	REP	419	100.00%

JUDGE CHRISTENSEN WILLARD			
		Total	
Number of Precincts		1	
Precincts Reporting		1	100.0 %
Times Counted		454/672	67.6 %
Total Votes		415	
YES		265	63.86%
NO		150	36.14%

JUDGE BRIAN G. CANNELL			
		Total	
Number of Precincts		1	
Precincts Reporting		1	100.0 %
Times Counted		454/672	67.6 %
Total Votes		409	
YES		340	83.13%
NO		69	16.87%

JUDGE NELSON MANTUA			
		Total	
Number of Precincts		1	
Precincts Reporting		1	100.0 %
Times Counted		454/672	67.6 %
Total Votes		405	
YES		327	80.74%
NO		78	19.26%

Election Summary Report  
 Box Elder County, Utah  
 General Election  
 November 8, 2016

Date:11/22/16  
 Time:06:40:54  
 Page:3 of 3

Summary For Tremonton 03, All Counters, All Races  
**OFFICIAL RESULTS**

Registered Voters 672 - Cards Cast 454 67.56%

Num. Report Precinct 1 - Num. Reporting 1 100.00%

BEC SCHOOL BOARD DIST 2		Total
Number of Precincts	1	
Precincts Reporting	1	100.0 %
Times Counted	454/672	67.6 %
Total Votes	396	
CONNIE JEAN ARCHIBAL	396	100.00%

Constitutional Amendment A		Total
Number of Precincts	1	
Precincts Reporting	1	100.0 %
Times Counted	454/672	67.6 %
Total Votes	416	
FOR	252	60.58%
AGAINST	164	39.42%

Constitutional Amendment B		Total
Number of Precincts	1	
Precincts Reporting	1	100.0 %
Times Counted	454/672	67.6 %
Total Votes	420	
FOR	281	66.90%
AGAINST	139	33.10%

Constitutional Amendment C		Total
Number of Precincts	1	
Precincts Reporting	1	100.0 %
Times Counted	454/672	67.6 %
Total Votes	416	
FOR	190	45.67%
AGAINST	226	54.33%

Election Summary Report  
 Box Elder County, Utah  
 General Election  
 November 8, 2016

Date: 11/22/16  
 Time: 06:40:55  
 Page: 1 of 3

Summary For Tremonton 04, All Counters, All Races  
**OFFICIAL RESULTS**

Registered Voters 831 - Cards Cast 540 64.98%

Num. Report Precinct 1 - Num. Reporting 1 100.00%

STRAIGHT PARTY			
		Total	
Number of Precincts		1	
Precincts Reporting		1	100.0 %
Times Counted	540/831	65.0 %	
Total Votes	198		
INDEPENDENT AMERICAN	IAP	14	7.07%
DEMOCRATIC	DEM	25	12.63%
REPUBLICAN	REP	152	76.77%
CONSTITUTION	CON	1	0.51%
LIBERTARIAN	LIB	6	3.03%

U.S. HOUSE OF REP			
		Total	
Number of Precincts		1	
Precincts Reporting		1	100.0 %
Times Counted	540/831	65.0 %	
Total Votes	528		
ROB BISHOP	REP	403	76.33%
CRAIG BOWDEN	LIB	34	6.44%
CHADWICK H. FAIRBAN		14	2.65%
PETER C. CLEMENS	DEM	77	14.58%

U.S. PRESIDENT			
		Total	
Number of Precincts		1	
Precincts Reporting		1	100.0 %
Times Counted	540/831	65.0 %	
Total Votes	538		
'ROCKY' ROQUE DE LA		1	0.19%
JILL STEIN		3	0.56%
ALYSON KENNEDY		0	0.00%
GARY JOHNSON	LIB	22	4.09%
ROCKY GIORDANI	IAP	2	0.37%
DONALD J. TRUMP	REP	339	63.01%
DARRELL L. CASTLE	CON	7	1.30%
HILLARY RODHAM CLINDEM		74	13.75%
MONICA MOOREHEAD		0	0.00%
EVAN McMULLIN		86	15.99%
Write-in Votes		4	0.74%

GOVERNOR			
		Total	
Number of Precincts		1	
Precincts Reporting		1	100.0 %
Times Counted	540/831	65.0 %	
Total Votes	531		
GARY R. HERBERT, SPE REP		421	79.28%
SUPERDELL SCHANZE, IAP		9	1.69%
BRIAN E KAMERATH, B/LIB		18	3.39%
MIKE WEINHOLTZ, KIM DEM		81	15.25%
Write-in Votes		2	0.38%

ATTY GENERAL			
		Total	
Number of Precincts		1	
Precincts Reporting		1	100.0 %
Times Counted	540/831	65.0 %	
Total Votes	521		
MICHAEL W. ISBELL	IAP	20	3.84%
JON V. HARPER	DEM	79	15.16%
SEAN D. REYES	REP	381	73.13%
W. ANDREW McCULLOULIB		41	7.87%

U.S. SENATE			
		Total	
Number of Precincts		1	
Precincts Reporting		1	100.0 %
Times Counted	540/831	65.0 %	
Total Votes	522		
MISTY K SNOW	DEM	76	14.56%
BILL BARRON		11	2.11%
STONEY FONUA	IAP	12	2.30%
MIKE LEE	REP	423	81.03%

STATE AUDITOR			
		Total	
Number of Precincts		1	
Precincts Reporting		1	100.0 %
Times Counted	540/831	65.0 %	
Total Votes	514		
JOHN DOUGALL	REP	384	74.71%
JARED GREEN	IAP	34	6.61%
MIKE MITCHELL	DEM	96	18.68%



Election Summary Report  
 Box Elder County, Utah  
 General Election  
 November 8, 2016

Date: 11/22/16  
 Time: 06:40:55  
 Page: 2 of 3

Summary For Tremonton 04, All Counters, All Races  
**OFFICIAL RESULTS**

Registered Voters 831 - Cards Cast 540 64.98%

Num. Report Precinct 1 - Num. Reporting 1 100.00%

STATE TREASURER			
		Total	
Number of Precincts		1	
Precincts Reporting		1	100.0 %
Times Counted		540/831	65.0 %
Total Votes		511	
RICHARD PROCTOR	CON	45	8.81%
NEIL A. HANSEN	DEM	112	21.92%
DAVID DAMSCHEN	REP	354	69.28%

JUDGE CHRISTENSEN BOX ELDER			
		Total	
Number of Precincts		1	
Precincts Reporting		1	100.0 %
Times Counted		540/831	65.0 %
Total Votes		502	
YES		361	71.91%
NO		141	28.09%

STATE HOUSE DIST 1			
		Total	
Number of Precincts		1	
Precincts Reporting		1	100.0 %
Times Counted		540/831	65.0 %
Total Votes		514	
SHERRY PHIPPS	CON	91	17.70%
SCOTT SANDALL	REP	423	82.30%

JUDGE CHRISTENSEN GARLAND			
		Total	
Number of Precincts		1	
Precincts Reporting		1	100.0 %
Times Counted		540/831	65.0 %
Total Votes		503	
YES		360	71.57%
NO		143	28.43%

COMMISSION SEAT C			
		Total	
Number of Precincts		1	
Precincts Reporting		1	100.0 %
Times Counted		540/831	65.0 %
Total Votes		498	
STAN SUMMERS	REP	498	100.00%

JUDGE CHRISTENSEN TREMONTON			
		Total	
Number of Precincts		1	
Precincts Reporting		1	100.0 %
Times Counted		540/831	65.0 %
Total Votes		506	
YES		361	71.34%
NO		145	28.66%

BEC SHERIFF			
		Total	
Number of Precincts		1	
Precincts Reporting		1	100.0 %
Times Counted		540/831	65.0 %
Total Votes		490	
KEVIN POTTER	REP	490	100.00%

JUDGE CHRISTENSEN WILLARD			
		Total	
Number of Precincts		1	
Precincts Reporting		1	100.0 %
Times Counted		540/831	65.0 %
Total Votes		503	
YES		360	71.57%
NO		143	28.43%

JUDGE BRIAN G. CANNELL			
		Total	
Number of Precincts		1	
Precincts Reporting		1	100.0 %
Times Counted		540/831	65.0 %
Total Votes		490	
YES		422	86.12%
NO		68	13.88%

JUDGE NELSON MANTUA			
		Total	
Number of Precincts		1	
Precincts Reporting		1	100.0 %
Times Counted		540/831	65.0 %
Total Votes		490	
YES		417	85.10%
NO		73	14.90%

Election Summary Report  
 Box Elder County, Utah  
 General Election  
 November 8, 2016

Date:11/22/16  
 Time:06:40:55  
 Page:3 of 3

Summary For Tremonton 04, All Counters, All Races  
**OFFICIAL RESULTS**

Registered Voters 831 - Cards Cast 540 64.98%

Num. Report Precinct 1 - Num. Reporting 1 100.00%

BEC SCHOOL BOARD DIST 2		Total
Number of Precincts		1
Precincts Reporting		1 100.0 %
Times Counted	540/831	65.0 %
Total Votes		471
CONNIE JEAN ARCHIBAL		471 100.00%

Constitutional Amendment A		Total
Number of Precincts		1
Precincts Reporting		1 100.0 %
Times Counted	540/831	65.0 %
Total Votes		489
FOR		284 58.08%
AGAINST		205 41.92%

Constitutional Amendment B		Total
Number of Precincts		1
Precincts Reporting		1 100.0 %
Times Counted	540/831	65.0 %
Total Votes		497
FOR		321 64.59%
AGAINST		176 35.41%

Constitutional Amendment C		Total
Number of Precincts		1
Precincts Reporting		1 100.0 %
Times Counted	540/831	65.0 %
Total Votes		495
FOR		242 48.89%
AGAINST		253 51.11%

Election Summary Report  
 Box Elder County, Utah  
 General Election  
 November 8, 2016

Date: 11/22/16  
 Time: 06:40:56  
 Page: 1 of 3

Summary For Tremonton 05, All Counters, All Races  
**OFFICIAL RESULTS**

Registered Voters 521 - Cards Cast 386 74.09%

Num. Report Precinct 1 - Num. Reporting 1 100.00%

STRAIGHT PARTY			
		Total	
Number of Precincts		1	
Precincts Reporting		1	100.0 %
Times Counted		386/521	74.1 %
Total Votes		135	
INDEPENDENT AMERICAN		7	5.19%
DEMOCRATIC	DEM	11	8.15%
REPUBLICAN	REP	115	85.19%
CONSTITUTION	CON	0	0.00%
LIBERTARIAN	LIB	2	1.48%

U.S. HOUSE OF REP			
		Total	
Number of Precincts		1	
Precincts Reporting		1	100.0 %
Times Counted		386/521	74.1 %
Total Votes		375	
ROB BISHOP	REP	318	84.80%
CRAIG BOWDEN	LIB	18	4.80%
CHADWICK H. FAIRBAN		5	1.33%
PETER C. CLEMENS	DEM	34	9.07%

U.S. PRESIDENT			
		Total	
Number of Precincts		1	
Precincts Reporting		1	100.0 %
Times Counted		386/521	74.1 %
Total Votes		384	
'ROCKY' ROQUE DE LA		0	0.00%
JILL STEIN		0	0.00%
ALYSON KENNEDY		0	0.00%
GARY JOHNSON	LIB	9	2.34%
ROCKY GIORDANI	IAP	1	0.26%
DONALD J. TRUMP	REP	268	69.79%
DARRELL L. CASTLE	CON	2	0.52%
HILLARY RODHAM CLINDEM		29	7.55%
MONICA MOOREHEAD		0	0.00%
EVAN McMULLIN		74	19.27%
Write-in Votes		1	0.26%

GOVERNOR			
		Total	
Number of Precincts		1	
Precincts Reporting		1	100.0 %
Times Counted		386/521	74.1 %
Total Votes		383	
GARY R. HERBERT, SPE	REP	334	87.21%
SUPERDELL SCHANZE,	IAP	4	1.04%
BRIAN E KAMERATH, B/	LIB	12	3.13%
MIKE WEINHOLTZ, KIM	DEM	29	7.57%
Write-in Votes		4	1.04%

U.S. SENATE			
		Total	
Number of Precincts		1	
Precincts Reporting		1	100.0 %
Times Counted		386/521	74.1 %
Total Votes		377	
MISTY K SNOW	DEM	28	7.43%
BILL BARRON		3	0.80%
STONEY FONUA	IAP	7	1.86%
MIKE LEE	REP	339	89.92%

ATTY GENERAL			
		Total	
Number of Precincts		1	
Precincts Reporting		1	100.0 %
Times Counted		386/521	74.1 %
Total Votes		375	
MICHAEL W. IsBELL	IAP	13	3.47%
JON V. HARPER	DEM	30	8.00%
SEAN D. REYES	REP	314	83.73%
W. ANDREW McCULLOULIB		18	4.80%

STATE AUDITOR			
		Total	
Number of Precincts		1	
Precincts Reporting		1	100.0 %
Times Counted		386/521	74.1 %
Total Votes		368	
JOHN DOUGALL	REP	310	84.24%
JARED GREEN	IAP	17	4.62%
MIKE MITCHELL	DEM	41	11.14%

**Election Summary Report**  
**Box Elder County, Utah**  
**General Election**  
**November 8, 2016**

Date:11/22/16  
Time:06:40:56  
Page:2 of 3

**Summary For Tremonton 05, All Counters, All Races**  
**OFFICIAL RESULTS**

Registered Voters 521 - Cards Cast 386 74.09%

Num. Report Precinct 1 - Num. Reporting 1 100.00%

STATE TREASURER			
			Total
Number of Precincts			1
Precincts Reporting		1	100.0 %
Times Counted	386/521		74.1 %
Total Votes			365
RICHARD PROCTOR	CON	24	6.58%
NEIL A. HANSEN	DEM	44	12.05%
DAVID DAMSCHEN	REP	297	81.37%

JUDGE CHRISTENSEN BOX ELDER			
			Total
Number of Precincts			1
Precincts Reporting		1	100.0 %
Times Counted	386/521		74.1 %
Total Votes			352
YES		274	77.84%
NO		78	22.16%

STATE HOUSE DIST 1			
			Total
Number of Precincts			1
Precincts Reporting		1	100.0 %
Times Counted	386/521		74.1 %
Total Votes			367
SHERRY PHIPPS	CON	33	8.99%
SCOTT SANDALL	REP	334	91.01%

JUDGE CHRISTENSEN GARLAND			
			Total
Number of Precincts			1
Precincts Reporting		1	100.0 %
Times Counted	386/521		74.1 %
Total Votes			349
YES		268	76.79%
NO		81	23.21%

COMMISSION SEAT C			
			Total
Number of Precincts			1
Precincts Reporting		1	100.0 %
Times Counted	386/521		74.1 %
Total Votes			353
STAN SUMMERS	REP	353	100.00%

JUDGE CHRISTENSEN TREMONTON			
			Total
Number of Precincts			1
Precincts Reporting		1	100.0 %
Times Counted	386/521		74.1 %
Total Votes			353
YES		273	77.34%
NO		80	22.66%

BEC SHERIFF			
			Total
Number of Precincts			1
Precincts Reporting		1	100.0 %
Times Counted	386/521		74.1 %
Total Votes			356
KEVIN POTTER	REP	356	100.00%

JUDGE CHRISTENSEN WILLARD			
			Total
Number of Precincts			1
Precincts Reporting		1	100.0 %
Times Counted	386/521		74.1 %
Total Votes			351
YES		269	76.64%
NO		82	23.36%

JUDGE BRIAN G. CANNELL			
			Total
Number of Precincts			1
Precincts Reporting		1	100.0 %
Times Counted	386/521		74.1 %
Total Votes			347
YES		293	84.44%
NO		54	15.56%

JUDGE NELSON MANTUA			
			Total
Number of Precincts			1
Precincts Reporting		1	100.0 %
Times Counted	386/521		74.1 %
Total Votes			346
YES		292	84.39%
NO		54	15.61%

Election Summary Report  
 Box Elder County, Utah  
 General Election  
 November 8, 2016

Date:11/22/16  
 Time:06:40:56  
 Page:3 of 3

Summary For Tremonton 05, All Counters, All Races  
**OFFICIAL RESULTS**

Registered Voters 521 - Cards Cast 386 74.09%

Num. Report Precinct 1 - Num. Reporting 1 100.00%

BEC SCHOOL BOARD DIST 2			
	Total		
Number of Precincts	1		
Precincts Reporting	1	100.0 %	
Times Counted	386/521	74.1 %	
Total Votes	337		
CONNIE JEAN ARCHIBAL	337	100.00%	

Constitutional Amendment A			
	Total		
Number of Precincts	1		
Precincts Reporting	1	100.0 %	
Times Counted	386/521	74.1 %	
Total Votes	351		
FOR	210	59.83%	
AGAINST	141	40.17%	

Constitutional Amendment B			
	Total		
Number of Precincts	1		
Precincts Reporting	1	100.0 %	
Times Counted	386/521	74.1 %	
Total Votes	355		
FOR	228	64.23%	
AGAINST	127	35.77%	

Constitutional Amendment C			
	Total		
Number of Precincts	1		
Precincts Reporting	1	100.0 %	
Times Counted	386/521	74.1 %	
Total Votes	352		
FOR	169	48.01%	
AGAINST	183	51.99%	

Election Summary Report  
 Box Elder County, Utah  
 General Election  
 November 8, 2016

Date:11/22/16  
 Time:06:40:56  
 Page:1 of 3

Summary For Tremonton South, All Counters, All Races  
**OFFICIAL RESULTS**

Registered Voters 357 - Cards Cast 265 74.23%

Num. Report Precinct 1 - Num. Reporting 1 100.00%

STRAIGHT PARTY			
		Total	
Number of Precincts		1	
Precincts Reporting		1	100.0 %
Times Counted		265/357	74.2 %
Total Votes		78	
INDEPENDENT AMERIC/IAP		8	10.26%
DEMOCRATIC	DEM	11	14.10%
REPUBLICAN	REP	59	75.64%
CONSTITUTION	CON	0	0.00%
LIBERTARIAN	LIB	0	0.00%

U.S. HOUSE OF REP			
		Total	
Number of Precincts		1	
Precincts Reporting		1	100.0 %
Times Counted		265/357	74.2 %
Total Votes		259	
ROB BISHOP	REP	199	76.83%
CRAIG BOWDEN	LIB	9	3.47%
CHADWICK H. FAIRBAN		7	2.70%
PETER C. CLEMENS	DEM	44	16.99%

U.S. PRESIDENT			
		Total	
Number of Precincts		1	
Precincts Reporting		1	100.0 %
Times Counted		265/357	74.2 %
Total Votes		262	
'ROCKY' ROQUE DE LA		1	0.38%
JILL STEIN		0	0.00%
ALYSON KENNEDY		0	0.00%
GARY JOHNSON	LIB	8	3.05%
ROCKY GIORDANI	IAP	3	1.15%
DONALD J. TRUMP	REP	170	64.89%
DARRELL L. CASTLE	CON	3	1.15%
HILLARY RODHAM CLINDEM		27	10.31%
MONICA MOOREHEAD		0	0.00%
EVAN McMULLIN		50	19.08%
Write-in Votes		0	0.00%

GOVERNOR			
		Total	
Number of Precincts		1	
Precincts Reporting		1	100.0 %
Times Counted		265/357	74.2 %
Total Votes		260	
GARY R. HERBERT, SPE REP		217	83.46%
SUPERDELL SCHANZE, IAP		10	3.85%
BRIAN E KAMERATH, B/LIB		2	0.77%
MIKE WEINHOLTZ, KIM DEM		30	11.54%
Write-in Votes		1	0.38%

U.S. SENATE			
		Total	
Number of Precincts		1	
Precincts Reporting		1	100.0 %
Times Counted		265/357	74.2 %
Total Votes		258	
MISTY K SNOW	DEM	32	12.40%
BILL BARRON		6	2.33%
STONEY FONUA	IAP	8	3.10%
MIKE LEE	REP	212	82.17%

ATTY GENERAL			
		Total	
Number of Precincts		1	
Precincts Reporting		1	100.0 %
Times Counted		265/357	74.2 %
Total Votes		254	
MICHAEL W. IsBELL	IAP	13	5.12%
JON V. HARPER	DEM	27	10.63%
SEAN D. REYES	REP	194	76.38%
W. ANDREW McCULLOULIB		20	7.87%

STATE AUDITOR			
		Total	
Number of Precincts		1	
Precincts Reporting		1	100.0 %
Times Counted		265/357	74.2 %
Total Votes		246	
JOHN DOUGALL	REP	188	76.42%
JARED GREEN	IAP	22	8.94%
MIKE MITCHELL	DEM	36	14.63%

Election Summary Report  
 Box Elder County, Utah  
 General Election  
 November 8, 2016

Date:11/22/16  
 Time:06:40:56  
 Page:2 of 3

Summary For Tremonton South, All Counters, All Races  
**OFFICIAL RESULTS**

Registered Voters 357 - Cards Cast 265 74.23%

Num. Report Precinct 1 - Num. Reporting 1 100.00%

STATE TREASURER			
		Total	
Number of Precincts		1	
Precincts Reporting		1	100.0 %
Times Counted		265/357	74.2 %
Total Votes		248	
RICHARD PROCTOR	CON	32	12.90%
NEIL A. HANSEN	DEM	51	20.56%
DAVID DAMSCHEN	REP	165	66.53%

JUDGE CHRISTENSEN BOX ELDER			
		Total	
Number of Precincts		1	
Precincts Reporting		1	100.0 %
Times Counted		265/357	74.2 %
Total Votes		244	
YES		181	74.18%
NO		63	25.82%

STATE HOUSE DIST 1			
		Total	
Number of Precincts		1	
Precincts Reporting		1	100.0 %
Times Counted		265/357	74.2 %
Total Votes		252	
SHERRY PHIPPS	CON	46	18.25%
SCOTT SANDALL	REP	206	81.75%

JUDGE CHRISTENSEN GARLAND			
		Total	
Number of Precincts		1	
Precincts Reporting		1	100.0 %
Times Counted		265/357	74.2 %
Total Votes		245	
YES		178	72.65%
NO		67	27.35%

COMMISSION SEAT C			
		Total	
Number of Precincts		1	
Precincts Reporting		1	100.0 %
Times Counted		265/357	74.2 %
Total Votes		245	
STAN SUMMERS	REP	245	100.00%

JUDGE CHRISTENSEN TREMONTON			
		Total	
Number of Precincts		1	
Precincts Reporting		1	100.0 %
Times Counted		265/357	74.2 %
Total Votes		246	
YES		181	73.58%
NO		65	26.42%

BEC SHERIFF			
		Total	
Number of Precincts		1	
Precincts Reporting		1	100.0 %
Times Counted		265/357	74.2 %
Total Votes		241	
KEVIN POTTER	REP	241	100.00%

JUDGE CHRISTENSEN WILLARD			
		Total	
Number of Precincts		1	
Precincts Reporting		1	100.0 %
Times Counted		265/357	74.2 %
Total Votes		247	
YES		182	73.68%
NO		65	26.32%

JUDGE BRIAN G. CANNELL			
		Total	
Number of Precincts		1	
Precincts Reporting		1	100.0 %
Times Counted		265/357	74.2 %
Total Votes		238	
YES		204	85.71%
NO		34	14.29%

JUDGE NELSON MANTUA			
		Total	
Number of Precincts		1	
Precincts Reporting		1	100.0 %
Times Counted		265/357	74.2 %
Total Votes		242	
YES		206	85.12%
NO		36	14.88%

Election Summary Report  
Box Elder County, Utah  
General Election  
November 8, 2016

Date:11/22/16  
Time:06:40:56  
Page:3 of 3

Summary For Tremonton South, All Counters, All Races  
OFFICIAL RESULTS

Registered Voters 357 - Cards Cast 265 74.23%

Num. Report Precinct 1 - Num. Reporting 1 100.00%

Constitutional Amendment A	
	Total
Number of Precincts	1
Precincts Reporting	1 100.0 %
Times Counted	265/357 74.2 %
Total Votes	251
FOR	128 51.00%
AGAINST	123 49.00%

Constitutional Amendment B	
	Total
Number of Precincts	1
Precincts Reporting	1 100.0 %
Times Counted	265/357 74.2 %
Total Votes	255
FOR	145 56.86%
AGAINST	110 43.14%

Constitutional Amendment C	
	Total
Number of Precincts	1
Precincts Reporting	1 100.0 %
Times Counted	265/357 74.2 %
Total Votes	254
FOR	107 42.13%
AGAINST	147 57.87%



Election Summary Report  
 Box Elder County, Utah  
 General Election  
 November 8, 2016

Date: 11/22/16  
 Time: 06:40:57  
 Page: 1 of 3

Summary For Tremonton West, All Counters, All Races  
**OFFICIAL RESULTS**

Registered Voters 823 - Cards Cast 612 74.36%

Num. Report Precinct 1 - Num. Reporting 1 100.00%

STRAIGHT PARTY			
		Total	
Number of Precincts		1	
Precincts Reporting		1	100.0 %
Times Counted	612/823	74.4 %	
Total Votes		147	
INDEPENDENT AMERIC/IAP		19	12.93%
DEMOCRATIC	DEM	10	6.80%
REPUBLICAN	REP	115	78.23%
CONSTITUTION	CON	1	0.68%
LIBERTARIAN	LIB	2	1.36%

U.S. HOUSE OF REP			
		Total	
Number of Precincts		1	
Precincts Reporting		1	100.0 %
Times Counted	612/823	74.4 %	
Total Votes		603	
ROB BISHOP	REP	495	82.09%
CRAIG BOWDEN	LIB	23	3.81%
CHADWICK H. FAIRBAN		9	1.49%
PETER C. CLEMENS	DEM	76	12.60%

U.S. PRESIDENT			
		Total	
Number of Precincts		1	
Precincts Reporting		1	100.0 %
Times Counted	612/823	74.4 %	
Total Votes		609	
'ROCKY' ROQUE DE LA		0	0.00%
JILL STEIN		1	0.16%
ALYSON KENNEDY		0	0.00%
GARY JOHNSON	LIB	18	2.96%
ROCKY GIORDANI	IAP	0	0.00%
DONALD J. TRUMP	REP	395	64.86%
DARRELL L. CASTLE	CON	7	1.15%
HILLARY RODHAM CLINDEM		51	8.37%
MONICA MOOREHEAD		1	0.16%
EVAN McMULLIN		129	21.18%
Write-in Votes		7	1.15%

GOVERNOR			
		Total	
Number of Precincts		1	
Precincts Reporting		1	100.0 %
Times Counted	612/823	74.4 %	
Total Votes		606	
GARY R. HERBERT, SPE REP		508	83.83%
SUPERDELL SCHANZE, IAP		13	2.15%
BRIAN E KAMERATH, B/LIB		14	2.31%
MIKE WEINHOLTZ, KIM DEM		69	11.39%
Write-in Votes		2	0.33%

U.S. SENATE			
		Total	
Number of Precincts		1	
Precincts Reporting		1	100.0 %
Times Counted	612/823	74.4 %	
Total Votes		607	
MISTY K SNOW	DEM	58	9.56%
BILL BARRON		12	1.98%
STONEV FONUA	IAP	11	1.81%
MIKE LEE	REP	526	86.66%

ATTY GENERAL			
		Total	
Number of Precincts		1	
Precincts Reporting		1	100.0 %
Times Counted	612/823	74.4 %	
Total Votes		590	
MICHAEL W. IsBELL	IAP	21	3.56%
JON V. HARPER	DEM	59	10.00%
SEAN D. REYES	REP	480	81.36%
W. ANDREW McCULLOULIB		30	5.08%

STATE AUDITOR			
		Total	
Number of Precincts		1	
Precincts Reporting		1	100.0 %
Times Counted	612/823	74.4 %	
Total Votes		576	
JOHN DOUGALL	REP	462	80.21%
JARED GREEN	IAP	39	6.77%
MIKE MITCHELL	DEM	75	13.02%

Election Summary Report  
 Box Elder County, Utah  
 General Election  
 November 8, 2016

Date: 11/22/16  
 Time: 06:40:57  
 Page: 2 of 3

Summary For Tremonton West, All Counters, All Races  
**OFFICIAL RESULTS**

Registered Voters 823 - Cards Cast 612 74.36%

Num. Report Precinct 1 - Num. Reporting 1 100.00%

STATE TREASURER			
			Total
Number of Precincts			1
Precincts Reporting	1	100.0 %	
Times Counted	612/823	74.4 %	
Total Votes			578
RICHARD PROCTOR	CON	56	9.69%
NEIL A. HANSEN	DEM	89	15.40%
DAVID DAMSCHEN	REP	433	74.91%

JUDGE CHRISTENSEN BOX ELDER			
			Total
Number of Precincts			1
Precincts Reporting	1	100.0 %	
Times Counted	612/823	74.4 %	
Total Votes			559
YES		377	67.44%
NO		182	32.56%

STATE HOUSE DIST 1			
			Total
Number of Precincts			1
Precincts Reporting	1	100.0 %	
Times Counted	612/823	74.4 %	
Total Votes			588
SHERRY PHIPPS	CON	89	15.14%
SCOTT SANDALL	REP	499	84.86%

JUDGE CHRISTENSEN GARLAND			
			Total
Number of Precincts			1
Precincts Reporting	1	100.0 %	
Times Counted	612/823	74.4 %	
Total Votes			547
YES		362	66.18%
NO		185	33.82%

COMMISSION SEAT C			
			Total
Number of Precincts			1
Precincts Reporting	1	100.0 %	
Times Counted	612/823	74.4 %	
Total Votes			546
STAN SUMMERS	REP	546	100.00%

JUDGE CHRISTENSEN TREMONTON			
			Total
Number of Precincts			1
Precincts Reporting	1	100.0 %	
Times Counted	612/823	74.4 %	
Total Votes			555
YES		367	66.13%
NO		188	33.87%

BEC SHERIFF			
			Total
Number of Precincts			1
Precincts Reporting	1	100.0 %	
Times Counted	612/823	74.4 %	
Total Votes			556
KEVIN POTTER	REP	556	100.00%

JUDGE CHRISTENSEN WILLARD			
			Total
Number of Precincts			1
Precincts Reporting	1	100.0 %	
Times Counted	612/823	74.4 %	
Total Votes			543
YES		366	67.40%
NO		177	32.60%

JUDGE BRIAN G. CANNELL			
			Total
Number of Precincts			1
Precincts Reporting	1	100.0 %	
Times Counted	612/823	74.4 %	
Total Votes			541
YES		455	84.10%
NO		86	15.90%

JUDGE NELSON MANTUA			
			Total
Number of Precincts			1
Precincts Reporting	1	100.0 %	
Times Counted	612/823	74.4 %	
Total Votes			514
YES		411	79.96%
NO		103	20.04%

Election Summary Report  
 Box Elder County, Utah  
 General Election  
 November 8, 2016

Date: 11/22/16  
 Time: 06:40:57  
 Page: 3 of 3

Summary For Tremonton West, All Counters, All Races  
**OFFICIAL RESULTS**

Registered Voters 823 - Cards Cast 612 74.36%

Num. Report Precinct 1 - Num. Reporting 1 100.00%

BEC SCHOOL BOARD DIST 1		Total	
Number of Precincts	1		
Precincts Reporting	1	100.0 %	
Times Counted	612/823	74.4 %	
Total Votes	499		
LYNN A. CAPENER	499	100.00%	

Constitutional Amendment A		Total	
Number of Precincts	1		
Precincts Reporting	1	100.0 %	
Times Counted	612/823	74.4 %	
Total Votes	550		
FOR	324	58.91%	
AGAINST	226	41.09%	

Constitutional Amendment B		Total	
Number of Precincts	1		
Precincts Reporting	1	100.0 %	
Times Counted	612/823	74.4 %	
Total Votes	554		
FOR	331	59.75%	
AGAINST	223	40.25%	

Constitutional Amendment C		Total	
Number of Precincts	1		
Precincts Reporting	1	100.0 %	
Times Counted	612/823	74.4 %	
Total Votes	564		
FOR	212	37.59%	
AGAINST	352	62.41%	

**Election Summary Report**  
**Box Elder County, Utah**  
**General Election**  
**November 8, 2016**  
**Summary For Willard, All Counters, All Races**  
**OFFICIAL RESULTS**

Date: 11/22/16  
 Time: 06:40:58  
 Page: 1 of 3

Registered Voters 1047 - Cards Cast 785 74.98%

Num. Report Precinct 1 - Num. Reporting 1 100.00%

STRAIGHT PARTY			
		Total	
Number of Precincts		1	
Precincts Reporting		1	100.0 %
Times Counted	785/1047	75.0 %	
Total Votes		240	
INDEPENDENT AMERICAN	IAP	16	6.67%
DEMOCRATIC	DEM	29	12.08%
REPUBLICAN	REP	186	77.50%
CONSTITUTION	CON	3	1.25%
LIBERTARIAN	LIB	6	2.50%

U.S. HOUSE OF REP			
		Total	
Number of Precincts		1	
Precincts Reporting		1	100.0 %
Times Counted	785/1047	75.0 %	
Total Votes		765	
ROB BISHOP	REP	568	74.25%
CRAIG BOWDEN	LIB	35	4.58%
CHADWICK H. FAIRBAN		26	3.40%
PETER C. CLEMENS	DEM	136	17.78%

U.S. PRESIDENT			
		Total	
Number of Precincts		1	
Precincts Reporting		1	100.0 %
Times Counted	785/1047	75.0 %	
Total Votes		776	
'ROCKY' ROQUE DE LA		0	0.00%
JILL STEIN		3	0.39%
ALYSON KENNEDY		0	0.00%
GARY JOHNSON	LIB	23	2.96%
ROCKY GIORDANI	IAP	4	0.52%
DONALD J. TRUMP	REP	485	62.50%
DARRELL L. CASTLE	CON	8	1.03%
HILLARY RODHAM CLINDEM		96	12.37%
MONICA MOOREHEAD		0	0.00%
EVAN McMULLIN		153	19.72%
Write-in Votes		4	0.52%

GOVERNOR			
		Total	
Number of Precincts		1	
Precincts Reporting		1	100.0 %
Times Counted	785/1047	75.0 %	
Total Votes		768	
GARY R. HERBERT, SPE	REP	612	79.69%
SUPERDELL SCHANZE, CIAP		18	2.34%
BRIAN E KAMERATH, B/LIB		17	2.21%
MIKE WEINHOLTZ, KIM	DEM	117	15.23%
Write-in Votes		4	0.52%

U.S. SENATE			
		Total	
Number of Precincts		1	
Precincts Reporting		1	100.0 %
Times Counted	785/1047	75.0 %	
Total Votes		761	
MISTY K SNOW	DEM	111	14.59%
BILL BARRON		19	2.50%
STONEY FONUA	IAP	23	3.02%
MIKE LEE	REP	608	79.89%

ATTY GENERAL			
		Total	
Number of Precincts		1	
Precincts Reporting		1	100.0 %
Times Counted	785/1047	75.0 %	
Total Votes		752	
MICHAEL W. IsBELL	IAP	36	4.79%
JON V. HARPER	DEM	110	14.63%
SEAN D. REYES	REP	563	74.87%
W. ANDREW McCULLOULIB		43	5.72%

STATE AUDITOR			
		Total	
Number of Precincts		1	
Precincts Reporting		1	100.0 %
Times Counted	785/1047	75.0 %	
Total Votes		742	
JOHN DOUGALL	REP	539	72.64%
JARED GREEN	IAP	61	8.22%
MIKE MITCHELL	DEM	142	19.14%

Election Summary Report  
 Box Elder County, Utah  
 General Election  
 November 8, 2016  
 Summary For Willard, All Counters, All Races  
**OFFICIAL RESULTS**

Date: 11/22/16  
 Time: 06:40:58  
 Page: 2 of 3

Registered Voters 1047 - Cards Cast 785 74.98%

Num. Report Precinct 1 - Num. Reporting 1 100.00%

STATE TREASURER			
		Total	
Number of Precincts		1	
Precincts Reporting		1	100.0 %
Times Counted		785/1047	75.0 %
Total Votes		746	
RICHARD PROCTOR	CON	55	7.37%
NEIL A. HANSEN	DEM	173	23.19%
DAVID DAMSCHEN	REP	518	69.44%

JUDGE CHRISTENSEN BOX ELDER			
		Total	
Number of Precincts		1	
Precincts Reporting		1	100.0 %
Times Counted		785/1047	75.0 %
Total Votes		706	
YES		558	79.04%
NO		148	20.96%

STATE HOUSE DIST 29			
		Total	
Number of Precincts		1	
Precincts Reporting		1	100.0 %
Times Counted		785/1047	75.0 %
Total Votes		754	
LEE B. PERRY	REP	646	85.68%
ANGELA B. URREA	DEM	108	14.32%

JUDGE CHRISTENSEN GARLAND			
		Total	
Number of Precincts		1	
Precincts Reporting		1	100.0 %
Times Counted		785/1047	75.0 %
Total Votes		686	
YES		534	77.84%
NO		152	22.16%

COMMISSION SEAT C			
		Total	
Number of Precincts		1	
Precincts Reporting		1	100.0 %
Times Counted		785/1047	75.0 %
Total Votes		707	
STAN SUMMERS	REP	707	100.00%

JUDGE CHRISTENSEN TREMONTON			
		Total	
Number of Precincts		1	
Precincts Reporting		1	100.0 %
Times Counted		785/1047	75.0 %
Total Votes		688	
YES		533	77.47%
NO		155	22.53%

BEC SHERIFF			
		Total	
Number of Precincts		1	
Precincts Reporting		1	100.0 %
Times Counted		785/1047	75.0 %
Total Votes		712	
KEVIN POTTER	REP	712	100.00%

JUDGE CHRISTENSEN WILLARD			
		Total	
Number of Precincts		1	
Precincts Reporting		1	100.0 %
Times Counted		785/1047	75.0 %
Total Votes		716	
YES		572	79.89%
NO		144	20.11%

JUDGE BRIAN G. CANNELL			
		Total	
Number of Precincts		1	
Precincts Reporting		1	100.0 %
Times Counted		785/1047	75.0 %
Total Votes		689	
YES		590	85.63%
NO		99	14.37%

JUDGE NELSON MANTUA			
		Total	
Number of Precincts		1	
Precincts Reporting		1	100.0 %
Times Counted		785/1047	75.0 %
Total Votes		674	
YES		561	83.23%
NO		113	16.77%

Election Summary Report  
Box Elder County, Utah  
General Election  
November 8, 2016

Date:11/22/16  
Time:06:40:58  
Page:3 of 3

Summary For Willard, All Counters, All Races  
OFFICIAL RESULTS

Registered Voters 1047 - Cards Cast 785 74.98%

Num. Report Precinct 1 - Num. Reporting 1 100.00%

Constitutional Amendment A		Total
Number of Precincts		1
Precincts Reporting	1	100.0 %
Times Counted	785/1047	75.0 %
Total Votes		719
FOR	419	58.28%
AGAINST	300	41.72%

Constitutional Amendment B		Total
Number of Precincts		1
Precincts Reporting	1	100.0 %
Times Counted	785/1047	75.0 %
Total Votes		706
FOR	413	58.50%
AGAINST	293	41.50%

Constitutional Amendment C		Total
Number of Precincts		1
Precincts Reporting	1	100.0 %
Times Counted	785/1047	75.0 %
Total Votes		713
FOR	320	44.88%
AGAINST	393	55.12%

Election Summary Report  
 Box Elder County, Utah  
 General Election  
 November 8, 2016

Date: 11/22/16  
 Time: 06:40:59  
 Page: 1 of 3

Summary For Yost, All Counters, All Races  
**OFFICIAL RESULTS**

Registered Voters 26 - Cards Cast 23 88.46%

Num. Report Precinct 1 - Num. Reporting 1 100.00%

STRAIGHT PARTY			
		Total	
Number of Precincts		1	
Precincts Reporting		1	100.0 %
Times Counted	23/26	88.5 %	
Total Votes		8	
INDEPENDENT AMERICAN		0	0.00%
DEMOCRATIC	DEM	2	25.00%
REPUBLICAN	REP	6	75.00%
CONSTITUTION	CON	0	0.00%
LIBERTARIAN	LIB	0	0.00%

U.S. HOUSE OF REP			
		Total	
Number of Precincts		1	
Precincts Reporting		1	100.0 %
Times Counted	23/26	88.5 %	
Total Votes		22	
ROB BISHOP	REP	20	90.91%
CRAIG BOWDEN	LIB	0	0.00%
CHADWICK H. FAIRBAN		0	0.00%
PETER C. CLEMENS	DEM	2	9.09%

U.S. PRESIDENT			
		Total	
Number of Precincts		1	
Precincts Reporting		1	100.0 %
Times Counted	23/26	88.5 %	
Total Votes		22	
'ROCKY' ROQUE DE LA		0	0.00%
JILL STEIN		0	0.00%
ALYSON KENNEDY		0	0.00%
GARY JOHNSON	LIB	0	0.00%
ROCKY GIORDANI	IAP	0	0.00%
DONALD J. TRUMP	REP	14	63.64%
DARRELL L. CASTLE	CON	0	0.00%
HILLARY RODHAM CLINDEM		2	9.09%
MONICA MOOREHEAD		0	0.00%
EVAN McMULLIN		6	27.27%
Write-in Votes		0	0.00%

GOVERNOR			
		Total	
Number of Precincts		1	
Precincts Reporting		1	100.0 %
Times Counted	23/26	88.5 %	
Total Votes		23	
GARY R. HERBERT, SPE	REP	21	91.30%
SUPERDELL SCHANZE, CIAP		0	0.00%
BRIAN E KAMERATH, B/LIB		0	0.00%
MIKE WEINHOLTZ, KIM	DEM	2	8.70%
Write-in Votes		0	0.00%

U.S. SENATE			
		Total	
Number of Precincts		1	
Precincts Reporting		1	100.0 %
Times Counted	23/26	88.5 %	
Total Votes		23	
MISTY K SNOW	DEM	2	8.70%
BILL BARRON		0	0.00%
STONEY FONUA	IAP	0	0.00%
MIKE LEE	REP	21	91.30%

ATTY GENERAL			
		Total	
Number of Precincts		1	
Precincts Reporting		1	100.0 %
Times Counted	23/26	88.5 %	
Total Votes		23	
MICHAEL W. IsBELL	IAP	0	0.00%
JON V. HARPER	DEM	3	13.04%
SEAN D. REYES	REP	17	73.91%
W. ANDREW McCULLOULIB		3	13.04%

STATE AUDITOR			
		Total	
Number of Precincts		1	
Precincts Reporting		1	100.0 %
Times Counted	23/26	88.5 %	
Total Votes		23	
JOHN DOUGALL	REP	15	65.22%
JARED GREEN	IAP	3	13.04%
MIKE MITCHELL	DEM	5	21.74%

Election Summary Report  
 Box Elder County, Utah  
 General Election  
 November 8, 2016  
 Summary For Yost, All Counters, All Races  
**OFFICIAL RESULTS**

Date:11/22/16  
 Time:06:40:59  
 Page:2 of 3

Registered Voters 26 - Cards Cast 23 88.46%

Num. Report Precinct 1 - Num. Reporting 1 100.00%

STATE TREASURER			
		Total	
Number of Precincts		1	
Precincts Reporting		1	100.0 %
Times Counted		23/26	88.5 %
Total Votes		23	
RICHARD PROCTOR	CON	4	17.39%
NEIL A. HANSEN	DEM	7	30.43%
DAVID DAMSCHEN	REP	12	52.17%

JUDGE CHRISTENSEN BOX ELDER			
		Total	
Number of Precincts		1	
Precincts Reporting		1	100.0 %
Times Counted		23/26	88.5 %
Total Votes		19	
YES		16	84.21%
NO		3	15.79%

STATE HOUSE DIST 1			
		Total	
Number of Precincts		1	
Precincts Reporting		1	100.0 %
Times Counted		23/26	88.5 %
Total Votes		21	
SHERRY PHIPPS	CON	3	14.29%
SCOTT SANDALL	REP	18	85.71%

JUDGE CHRISTENSEN GARLAND			
		Total	
Number of Precincts		1	
Precincts Reporting		1	100.0 %
Times Counted		23/26	88.5 %
Total Votes		18	
YES		15	83.33%
NO		3	16.67%

COMMISSION SEAT C			
		Total	
Number of Precincts		1	
Precincts Reporting		1	100.0 %
Times Counted		23/26	88.5 %
Total Votes		21	
STAN SUMMERS	REP	21	100.00%

JUDGE CHRISTENSEN TREMONTON			
		Total	
Number of Precincts		1	
Precincts Reporting		1	100.0 %
Times Counted		23/26	88.5 %
Total Votes		18	
YES		15	83.33%
NO		3	16.67%

BEC SHERIFF			
		Total	
Number of Precincts		1	
Precincts Reporting		1	100.0 %
Times Counted		23/26	88.5 %
Total Votes		21	
KEVIN POTTER	REP	21	100.00%

JUDGE CHRISTENSEN WILLARD			
		Total	
Number of Precincts		1	
Precincts Reporting		1	100.0 %
Times Counted		23/26	88.5 %
Total Votes		18	
YES		15	83.33%
NO		3	16.67%

JUDGE BRIAN G. CANNELL			
		Total	
Number of Precincts		1	
Precincts Reporting		1	100.0 %
Times Counted		23/26	88.5 %
Total Votes		18	
YES		16	88.89%
NO		2	11.11%

JUDGE NELSON MANTUA			
		Total	
Number of Precincts		1	
Precincts Reporting		1	100.0 %
Times Counted		23/26	88.5 %
Total Votes		18	
YES		17	94.44%
NO		1	5.56%



**Election Summary Report**  
**Box Elder County, Utah**  
**General Election**  
**November 8, 2016**  
**Summary For Yost, All Counters, All Races**  
**OFFICIAL RESULTS**

Date:11/22/16  
 Time:06:40:59  
 Page:3 of 3

Registered Voters 26 - Cards Cast 23 88.46%

Num. Report Precinct 1 - Num. Reporting 1 100.00%

BEC SCHOOL BOARD DIST 1		Total
Number of Precincts		1
Precincts Reporting		1 100.0 %
Times Counted	23/26	88.5 %
Total Votes		19
LYNN A. CAPENER		19 100.00%

Constitutional Amendment A		Total
Number of Precincts		1
Precincts Reporting		1 100.0 %
Times Counted	23/26	88.5 %
Total Votes		19
FOR	7	36.84%
AGAINST	12	63.16%

Constitutional Amendment B		Total
Number of Precincts		1
Precincts Reporting		1 100.0 %
Times Counted	23/26	88.5 %
Total Votes		19
FOR	8	42.11%
AGAINST	11	57.89%

Constitutional Amendment C		Total
Number of Precincts		1
Precincts Reporting		1 100.0 %
Times Counted	23/26	88.5 %
Total Votes		19
FOR	7	36.84%
AGAINST	12	63.16%

14557AA

Election Summary Report  
Box Elder County, Utah  
General Election

Date: 11/17/16  
Time: 14:37:12  
Page: 1 of 3

November 8, 2016  
Summary For JURISDICTION WIDE, All Counters, All Races  
AUDIT  
MACHINE 259176

Registered Voters 27025 - Cards Cast 88 0.33%

Num. Report Precinct 53 - Num. Reporting 53 100.00%

STRAIGHT PARTY			
		Total	
Number of Precincts		53	
Precincts Reporting		53	100.0 %
Times Counted		88/27025	0.3 %
Total Votes		41	
INDEPENDENT AMERIC/AIP		1	2.44%
DEMOCRATIC	DEM	4	9.76%
REPUBLICAN	REP	35	85.37%
CONSTITUTION	CON	0	0.00%
LIBERTARIAN	LIB	1	2.44%

U.S. HOUSE OF REP			
		Total	
Number of Precincts		53	
Precincts Reporting		53	100.0 %
Times Counted		88/27025	0.3 %
Total Votes		84	
ROB BISHOP	REP	65	77.38%
CRAIG BOWDEN	LIB	8	9.52%
CHADWICK H. FAIRBAN		1	1.19%
PETER C. CLEMENS	DEM	10	11.90%

U.S. PRESIDENT			
		Total	
Number of Precincts		53	
Precincts Reporting		53	100.0 %
Times Counted		88/27025	0.3 %
Total Votes		87	
'ROCKY' ROQUE DE LA		0	0.00%
JILL STEIN		0	0.00%
ALYSON KENNEDY		0	0.00%
GARY JOHNSON	LIB	2	2.30%
ROCKY GIORDANI	IAP	0	0.00%
DONALD J. TRUMP	REP	62	71.26%
DARRELL L. CASTLE	CON	0	0.00%
HILLARY RODHAM CLINDEM		9	10.34%
MONICA MOOREHEAD		0	0.00%
EVAN McMULLIN		13	14.94%
Write-in Votes		1	1.15%

GOVERNOR			
		Total	
Number of Precincts		53	
Precincts Reporting		53	100.0 %
Times Counted		88/27025	0.3 %
Total Votes		85	
GARY R. HERBERT, SPE REP		70	82.35%
SUPERDELL SCHANZE, CIAP		0	0.00%
BRIAN E KAMERATH, B/LIB		5	5.88%
MIKE WEINHOLTZ, KIM DEM		10	11.76%
Write-in Votes		0	0.00%

U.S. SENATE			
		Total	
Number of Precincts		53	
Precincts Reporting		53	100.0 %
Times Counted		88/27025	0.3 %
Total Votes		85	
MISTY K SNOW	DEM	8	9.41%
BILL BARRON		1	1.18%
STONE FONUVA	IAP	2	2.35%
MIKE LEE	REP	74	87.06%

ATTY GENERAL			
		Total	
Number of Precincts		53	
Precincts Reporting		53	100.0 %
Times Counted		88/27025	0.3 %
Total Votes		81	
MICHAEL W. IsBELL	IAP	2	2.47%
JON V. HARPER	DEM	9	11.11%
SEAN D. REYES	REP	64	79.01%
W. ANDREW McCULLOULIB		6	7.41%

STATE AUDITOR			
		Total	
Number of Precincts		53	
Precincts Reporting		53	100.0 %
Times Counted		88/27025	0.3 %
Total Votes		80	
JOHN DOUGALL	REP	64	80.00%
JARED GREEN	IAP	4	5.00%
MIKE MITCHELL	DEM	12	15.00%

15710 AA

Election Summary Report  
Box Elder County, Utah  
General Election  
November 8, 2016

Date:11/18/16  
Time:13:54:49  
Page:1 of 3

Summary For JURISDICTION WIDE, All Counters, All Races  
AUDIT  
MACHINE 236371

Registered Voters 27025 - Cards Cast 122 0.45%

Num. Report Precinct 53 - Num. Reporting 53 100.00%

STRAIGHT PARTY			
		Total	
Number of Precincts		53	
Precincts Reporting		53	100.0 %
Times Counted	122/27025		0.5 %
Total Votes		39	
INDEPENDENT AMERICAN	IAP	3	7.69%
DEMOCRATIC	DEM	6	15.38%
REPUBLICAN	REP	30	76.92%
CONSTITUTION	CON	0	0.00%
LIBERTARIAN	LIB	0	0.00%

U.S. HOUSE OF REP			
		Total	
Number of Precincts		53	
Precincts Reporting		53	100.0 %
Times Counted	122/27025		0.5 %
Total Votes		120	
ROB BISHOP	REP	93	77.50%
CRAIG BOWDEN	LIB	9	7.50%
CHADWICK H. FAIRBAN		1	0.83%
PETER C. CLEMENS	DEM	17	14.17%

U.S. PRESIDENT			
		Total	
Number of Precincts		53	
Precincts Reporting		53	100.0 %
Times Counted	122/27025		0.5 %
Total Votes		122	
'ROCKY' ROQUE DE LA		0	0.00%
JILL STEIN		0	0.00%
ALYSON KENNEDY		0	0.00%
GARY JOHNSON	LIB	3	2.46%
ROCKY GIORDANI	IAP	0	0.00%
DONALD J. TRUMP	REP	73	59.84%
DARRELL L. CASTLE	CON	1	0.82%
HILLARY RODHAM CLINDEM		19	15.57%
MONICA MOOREHEAD		0	0.00%
EVAN McMULLIN		26	21.31%
Write-in Votes		0	0.00%

GOVERNOR			
		Total	
Number of Precincts		53	
Precincts Reporting		53	100.0 %
Times Counted	122/27025		0.5 %
Total Votes		122	
GARY R. HERBERT, SPE	REP	103	84.43%
SUPERDELI. SCHANZE, CIAP		3	2.46%
BRIAN E KAMERATH, BALIB		2	1.64%
MIKE WEINHOLTZ, KIM	DEM	14	11.48%
Write-in Votes		0	0.00%

U.S. SENATE			
		Total	
Number of Precincts		53	
Precincts Reporting		53	100.0 %
Times Counted	122/27025		0.5 %
Total Votes		121	
MISTY K SNOW	DEM	15	12.40%
BILL BARRON		1	0.83%
STONEV FONUA	IAP	2	1.65%
MIKE LEE	REP	103	85.12%

ATTY GENERAL			
		Total	
Number of Precincts		53	
Precincts Reporting		53	100.0 %
Times Counted	122/27025		0.5 %
Total Votes		119	
MICHAEL W. IsBELL	IAP	3	2.52%
JON V. HARPER	DEM	16	13.45%
SEAN D. REYES	REP	94	78.99%
W. ANDREW McCULLOULIB		6	5.04%

STATE AUDITOR			
		Total	
Number of Precincts		53	
Precincts Reporting		53	100.0 %
Times Counted	122/27025		0.5 %
Total Votes		117	
JOHN DOUGALL	REP	93	79.49%
JARED GREEN	IAP	6	5.13%
MIKE MITCHELL	DEM	18	15.38%

Election Summary Report  
 Box Elder County, Utah  
 General Election  
 November 8, 2016

Date: 11/18/16  
 Time: 13:54:49  
 Page: 2 of 3

Summary For JURISDICTION WIDE, All Counters, All Races  
 AUDIT  
 MACHINE 236371

Registered Voters 27025 - Cards Cast 122 0.45%

Num. Report Precinct 53 - Num. Reporting 53 100.00%

STATE TREASURER			
		Total	
Number of Precincts		53	
Precincts Reporting		53	100.0 %
Times Counted	122/27025		0.5 %
Total Votes		116	
RICHARD PROCTOR	CON	8	6.90%
NEIL A. HANSEN	DEM	24	20.69%
DAVID DAMSCHEN	REP	84	72.41%

JUDGE BRIAN G. CANNELL			
		Total	
Number of Precincts		53	
Precincts Reporting		53	100.0 %
Times Counted	122/27025		0.5 %
Total Votes		108	
YES		90	83.33%
NO		18	16.67%

STATE HOUSE DIST 1			
		Total	
Number of Precincts		40	
Precincts Reporting		40	100.0 %
Times Counted	56/18134		0.3 %
Total Votes		52	
SHERRY PHIPPS	CON	6	11.54%
SCOTT SANDALL	REP	46	88.46%

JUDGE CHRISTENSEN BOX ELDER			
		Total	
Number of Precincts		53	
Precincts Reporting		53	100.0 %
Times Counted	122/27025		0.5 %
Total Votes		111	
YES		86	77.48%
NO		25	22.52%

STATE HOUSE DIST 29			
		Total	
Number of Precincts		13	
Precincts Reporting		13	100.0 %
Times Counted	66/8891		0.7 %
Total Votes		66	
LEE B. PERRY	REP	53	80.30%
ANGELA B. URREA	DEM	13	19.70%

JUDGE CHRISTENSEN GARLAND			
		Total	
Number of Precincts		53	
Precincts Reporting		53	100.0 %
Times Counted	122/27025		0.5 %
Total Votes		109	
YES		82	75.23%
NO		27	24.77%

COMMISSION SEAT C			
		Total	
Number of Precincts		53	
Precincts Reporting		53	100.0 %
Times Counted	122/27025		0.5 %
Total Votes		110	
STAN SUMMERS	REP	110	100.00%

JUDGE CHRISTENSEN TREMONTON			
		Total	
Number of Precincts		53	
Precincts Reporting		53	100.0 %
Times Counted	122/27025		0.5 %
Total Votes		109	
YES		83	76.15%
NO		26	23.85%

BEC SHERIFF			
		Total	
Number of Precincts		53	
Precincts Reporting		53	100.0 %
Times Counted	122/27025		0.5 %
Total Votes		112	
KEVIN POTTER	REP	112	100.00%

JUDGE CHRISTENSEN WILLARD			
		Total	
Number of Precincts		53	
Precincts Reporting		53	100.0 %
Times Counted	122/27025		0.5 %
Total Votes		109	
YES		82	75.23%
NO		27	24.77%

Election Summary Report  
 Box Elder County, Utah  
 General Election  
 November 8, 2016

Date:11/18/16  
 Time:13:54:49  
 Page:3 of 3

Summary For JURISDICTION WIDE, All Counters, All Races  
 AUDIT  
 MACHINE 236371

Registered Voters 27025 - Cards Cast 122 0.45%

Num. Report Precinct 53 - Num. Reporting 53 100.00%

JUDGE NELSON MANTUA			
	Total		
Number of Precincts	53		
Precincts Reporting	53	100.0 %	
Times Counted	122/27025	0.5 %	
Total Votes	108		
YES	93	86.11%	
NO	15	13.89%	

Constitutional Amendment A			
	Total		
Number of Precincts	53		
Precincts Reporting	53	100.0 %	
Times Counted	122/27025	0.5 %	
Total Votes	108		
FOR	69	63.89%	
AGAINST	39	36.11%	

BEC SCHOOL BOARD DIST 1			
	Total		
Number of Precincts	16		
Precincts Reporting	16	100.0 %	
Times Counted	0/3642	0.0 %	
Total Votes	0		
LYNN A. CAPENER	0	N/A	

Constitutional Amendment B			
	Total		
Number of Precincts	53		
Precincts Reporting	53	100.0 %	
Times Counted	122/27025	0.5 %	
Total Votes	107		
FOR	66	61.68%	
AGAINST	41	38.32%	

BEC SCHOOL BOARD DIST 2			
	Total		
Number of Precincts	5		
Precincts Reporting	5	100.0 %	
Times Counted	3/3674	0.1 %	
Total Votes	2		
CONNIE JEAN ARCHIBAL	2	100.00%	

Constitutional Amendment C			
	Total		
Number of Precincts	53		
Precincts Reporting	53	100.0 %	
Times Counted	122/27025	0.5 %	
Total Votes	109		
FOR	56	51.38%	
AGAINST	53	48.62%	

BEC SCHOOL BOARD DIST 5			
	Total		
Number of Precincts	6		
Precincts Reporting	6	100.0 %	
Times Counted	24/3616	0.7 %	
Total Votes	21		
NANCY S. KENNEDY	21	100.00%	

Brigham City Official Ballot			
	Total		
Number of Precincts	15		
Precincts Reporting	15	100.0 %	
Times Counted	74/9604	0.8 %	
Total Votes	70		
FOR THE ISSUANCE OF	17	24.29%	
AGAINST THE ISSUANCE	53	75.71%	

BEC SCHOOL BOARD DIST 6			
	Total		
Number of Precincts	7		
Precincts Reporting	7	100.0 %	
Times Counted	34/4067	0.8 %	
Total Votes	27		
BRYAN DEE SMITH	27	100.00%	