

2013 MUNICIPAL GENERAL ELECTION

BRIGHAM CITY


Total registered voters:	9019
Total Ballots cast:	2167
Total percentage voted:	24.03
Ballots counted on election night:	2144
Percentage counted on election night:	23.77
Ballots received after November 5 which were Timely post marked and counted:	1
Ballots post marked after November 5 And not counted:	0


There were 22 voted provisional ballots counted and 0 not counted (Provisional Ballot Report follows)

After counting the valid ballots and provisional ballots, the percentage of ballots counted was 24.03 percent

PROVISIONAL BALLOT REPORT

Provisional ballots counted:	22
Provisional ballots not counted:	0


Marla R. Young
Box Elder County Clerk



Election Summary Report
Municipal General Election
November 05, 2013

Date:11/08/13
Time:12:12:46
Page:1 of 1

Summary For Brigham City 01, All Counters, All Races
OFFICIAL RESULTS

Registered Voters 834 - Cards Cast 203 24.34%

Num. Report Precinct 1 - Num. Reporting 1 100.00%

BRIGHAM CITY MAYOR		
	Total	
Number of Precincts	1	
Precincts Reporting	1	100.0 %
Times Counted	203/834	24.3 %
Total Votes	194	
TYLER M. VINCENT	166	85.57%
PAUL ROBERTS W/I	0	0.00%
Write-in Votes	28	14.43%

BRIGHAM CITY COUNCILMEMBER		
	Total	
Number of Precincts	1	
Precincts Reporting	1	100.0 %
Times Counted	203/834	24.3 %
Total Votes	385	
DEAN LESTER	37	9.61%
THOMAS PETERSON	132	34.29%
BECKY MADDOX	65	16.88%
DENNIS J. (D.J) BOTT	145	37.66%
Write-in Votes	6	1.56%

Election Summary Report
Municipal General Election
November 05, 2013

Date:11/08/13
Time:12:12:46
Page:1 of 1

Summary For Brigham City 02, All Counters, All Races
OFFICIAL RESULTS

Registered Voters 589 - Cards Cast 174 29.54%

Num. Report Precinct 1 - Num. Reporting 1 100.00%

BRIGHAM CITY MAYOR		
	Total	
Number of Precincts	1	
Precincts Reporting	1	100.0 %
Times Counted	178/589	30.2 %
Total Votes	161	
TYLER M. VINCENT	145	90.06%
PAUL ROBERTS W/I	4	2.48%
Write-in Votes	12	7.45%

BRIGHAM CITY COUNCILMEMBER		
	Total	
Number of Precincts	1	
Precincts Reporting	1	100.0 %
Times Counted	174/589	29.5 %
Total Votes	343	
DEAN LESTER	39	11.37%
THOMAS PETERSON	143	41.69%
BECKY MADDOX	23	6.71%
DENNIS J. (DJ) BOTT	136	39.65%
Write-in Votes	2	0.58%

Election Summary Report
Municipal General Election
November 05, 2013

Date:11/08/13
Time:12:12:46
Page:1 of 1

Summary For Brigham City 03, All Counters, All Races
OFFICIAL RESULTS

Registered Voters 674 - Cards Cast 159 23.59%

Num. Report Precinct 1 - Num. Reporting 1 100.00%

BRIGHAM CITY MAYOR		
	Total	
Number of Precincts	1	
Precincts Reporting	1	100.0 %
Times Counted	166/674	24.6 %
Total Votes	151	
TYLER M. VINCENT	133	88.08%
PAUL ROBERTS W/I	7	4.64%
Write-in Votes	11	7.28%

BRIGHAM CITY COUNCILMEMBER		
	Total	
Number of Precincts	1	
Precincts Reporting	1	100.0 %
Times Counted	159/674	23.6 %
Total Votes	300	
DEAN LESTER	32	10.67%
THOMAS PETERSON	90	30.00%
BECKY MADDOX	55	18.33%
DENNIS J. (DJ) BOTT	121	40.33%
Write-in Votes	2	0.67%

Election Summary Report
Municipal General Election
November 05, 2013

Date:11/08/13
Time:12:12:47
Page:1 of 1

Summary For Brigham City 04, All Counters, All Races
OFFICIAL RESULTS

Registered Voters 589 - Cards Cast 94 15.96%

Num. Report Precinct 1 - Num. Reporting 1 100.00%

BRIGHAM CITY MAYOR

	Total	
Number of Precincts	1	
Precincts Reporting	1	100.0 %
Times Counted	105/589	17.8 %
Total Votes	103	
TYLER M. VINCENT	86	83.50%
PAUL ROBERTS W/I	11	10.68%
Write-in Votes	6	5.83%

BRIGHAM CITY
COUNCILMEMBER

	Total	
Number of Precincts	1	
Precincts Reporting	1	100.0 %
Times Counted	94/589	16.0 %
Total Votes	171	
DEAN LESTER	32	18.71%
THOMAS PETERSON	41	23.98%
BECKY MADDOX	36	21.05%
DENNIS J. (DJ) BOTT	62	36.26%
Write-in Votes	0	0.00%

Election Summary Report
Municipal General Election
November 05, 2013

Date:11/08/13
Time:12:12:47
Page:1 of 1

Summary For Brigham City 05, All Counters, All Races
OFFICIAL RESULTS

Registered Voters 473 - Cards Cast 109 23.04%

Num. Report Precinct 1 - Num. Reporting 1 100.00%

BRIGHAM CITY MAYOR		Total	
Number of Precincts	1		
Precincts Reporting	1	100.0 %	
Times Counted	116/473	24.5 %	
Total Votes	110		
TYLER M. VINCENT	93	84.55%	
PAUL ROBERTS W/I	7	6.36%	
Write-in Votes	10	9.09%	

BRIGHAM CITY COUNCILMEMBER		Total	
Number of Precincts	1		
Precincts Reporting	1	100.0 %	
Times Counted	109/473	23.0 %	
Total Votes	205		
DEAN LESTER	29	14.15%	
THOMAS PETERSON	44	21.46%	
BECKY MADDOX	59	28.78%	
DENNIS J. (DJ) BOTT	73	35.61%	
Write-in Votes	0	0.00%	

Election Summary Report
Municipal General Election
November 05, 2013

Date:11/08/13
Time:12:12:47
Page:1 of 1

Summary For Brigham City 06, All Counters, All Races
OFFICIAL RESULTS

Registered Voters 701 - Cards Cast 205 29.24%

Num. Report Precinct 1 - Num. Reporting 1 100.00%

BRIGHAM CITY MAYOR		Total
Number of Precincts		1
Precincts Reporting	1	100.0 %
Times Counted	222/701	31.7 %
Total Votes		214
TYLER M. VINCENT	178	83.18%
PAUL ROBERTS W/I	17	7.94%
Write-in Votes	19	8.88%

BRIGHAM CITY COUNCILMEMBER		Total
Number of Precincts		1
Precincts Reporting	1	100.0 %
Times Counted	205/701	29.2 %
Total Votes		385
DEAN LESTER	67	17.40%
THOMAS PETERSON	116	30.13%
BECKY MADDOX	70	18.18%
DENNIS J. (DJ) BOTT	131	34.03%
Write-in Votes	1	0.26%

Election Summary Report
Municipal General Election
November 05, 2013

Date: 11/08/13
Time: 12:12:48
Page: 1 of 1

Summary For Brigham City 07, All Counters, All Races
OFFICIAL RESULTS

Registered Voters 679 - Cards Cast 140 20.62%

Num. Report Precinct 1 - Num. Reporting 1 100.00%

BRIGHAM CITY MAYOR			
	Total		
Number of Precincts	1		
Precincts Reporting	1	100.0 %	
Times Counted	152/679	22.4 %	
Total Votes	148		
TYLER M. VINCENT	123	83.11%	
PAUL ROBERTS W/I	12	8.11%	
Write-in Votes	13	8.78%	

BRIGHAM CITY COUNCILMEMBER			
	Total		
Number of Precincts	1		
Precincts Reporting	1	100.0 %	
Times Counted	140/679	20.6 %	
Total Votes	266		
DEAN LESTER	25	9.40%	
THOMAS PETERSON	88	33.08%	
BECKY MADDOX	49	18.42%	
DENNIS J. (D.J) BOTT	103	38.72%	
Write-in Votes	1	0.38%	

Election Summary Report
Municipal General Election
November 05, 2013

Date:11/08/13
Time:12:12:48
Page:1 of 1

Summary For Brigham City 08, All Counters, All Races
OFFICIAL RESULTS

Registered Voters 360 - Cards Cast 70 19.44%

Num. Report Precinct 1 - Num. Reporting 1 100.00%

BRIGHAM CITY MAYOR		Total	
Number of Precincts		1	
Precincts Reporting		1	100.0 %
Times Counted	74/360		20.6 %
Total Votes		70	
TYLER M. VINCENT		60	85.71%
PAUL ROBERTS W/I		4	5.71%
Write-in Votes		6	8.57%

BRIGHAM CITY COUNCILMEMBER		Total	
Number of Precincts		1	
Precincts Reporting		1	100.0 %
Times Counted	70/360		19.4 %
Total Votes		133	
DEAN LESTER		27	20.30%
THOMAS PETERSON		34	25.56%
BECKY MADDOX		18	13.53%
DENNIS J. (DJ) BOTT		54	40.60%
Write-in Votes		0	0.00%

Election Summary Report
Municipal General Election
November 05, 2013

Date: 11/08/13
Time: 12:12:48
Page: 1 of 1

Summary For Brigham City 09, All Counters, All Races
OFFICIAL RESULTS

Registered Voters 394 - Cards Cast 105 26.65%

Num. Report Precinct 1 - Num. Reporting 1 100.00%

BRIGHAM CITY MAYOR		
	Total	
Number of Precincts	1	
Precincts Reporting	1	100.0 %
Times Counted	116/394	29.4 %
Total Votes	113	
TYLER M. VINCENT	88	77.88%
PAUL ROBERTS W/I	11	9.73%
Write-in Votes	14	12.39%

BRIGHAM CITY COUNCILMEMBER		
	Total	
Number of Precincts	1	
Precincts Reporting	1	100.0 %
Times Counted	105/394	26.6 %
Total Votes	200	
DEAN LESTER	58	29.00%
THOMAS PETERSON	41	20.50%
BECKY MADDOX	28	14.00%
DENNIS J. (DJ) BOTT	73	36.50%
Write-in Votes	0	0.00%

Election Summary Report
Municipal General Election
November 05, 2013

Date:11/08/13
Time:12:12:48
Page:1 of 1

Summary For Brigham City 10, All Counters, All Races
OFFICIAL RESULTS

Registered Voters 635 - Cards Cast 176 27.72%

Num. Report Precinct 1 - Num. Reporting 1 100.00%

BRIGHAM CITY MAYOR	
	Total
Number of Precincts	1
Precincts Reporting	1 100.0 %
Times Counted	187/635 29.4 %
Total Votes	179
TYLER M. VINCENT	153 85.47%
PAUL ROBERTS W/I	11 6.15%
Write-in Votes	15 8.38%

BRIGHAM CITY COUNCILMEMBER	
	Total
Number of Precincts	1
Precincts Reporting	1 100.0 %
Times Counted	176/635 27.7 %
Total Votes	334
DEAN LESTER	72 21.56%
THOMAS PETERSON	92 27.54%
BECKY MADDOX	37 11.08%
DENNIS J. (DJ) BOTT	130 38.92%
Write-in Votes	3 0.90%

Election Summary Report
Municipal General Election
November 05, 2013

Date:11/08/13
Time:12:12:49
Page:1 of 1

Summary For Brigham City 11, All Counters, All Races
OFFICIAL RESULTS

Registered Voters 495 - Cards Cast 155 31.31%

Num. Report Precinct 1 - Num. Reporting 1 100.00%

BRIGHAM CITY MAYOR			
	Total		
Number of Precincts	1		
Precincts Reporting	1	100.0 %	
Times Counted	162/495	32.7 %	
Total Votes	153		
TYLER M. VINCENT	133	86.93%	
PAUL ROBERTS W/I	7	4.58%	
Write-in Votes	13	8.50%	

BRIGHAM CITY COUNCILMEMBER			
	Total		
Number of Precincts	1		
Precincts Reporting	1	100.0 %	
Times Counted	155/495	31.3 %	
Total Votes	299		
DEAN LESTER	68	22.74%	
THOMAS PETERSON	89	29.77%	
BECKY MADDOX	43	14.38%	
DENNIS J. (DJ) BOTT	99	33.11%	
Write-in Votes	0	0.00%	

Election Summary Report
Municipal General Election
November 05, 2013

Date:11/08/13
Time:12:12:49
Page:1 of 1

Summary For Brigham City 12, All Counters, All Races
OFFICIAL RESULTS

Registered Voters 852 - Cards Cast 191 22.42%

Num. Report Precinct 1 - Num. Reporting 1 100.00%

BRIGHAM CITY MAYOR		
	Total	
Number of Precincts	1	
Precincts Reporting	1	100.0 %
Times Counted	208/852	24.4 %
Total Votes	202	
TYLER M. VINCENT	158	78.22%
PAUL ROBERTS W/I	17	8.42%
Write-in Votes	27	13.37%

BRIGHAM CITY COUNCILMEMBER		
	Total	
Number of Precincts	1	
Precincts Reporting	1	100.0 %
Times Counted	191/852	22.4 %
Total Votes	370	
DEAN LESTER	84	22.70%
THOMAS PETERSON	100	27.03%
BECKY MADDOX	48	12.97%
DENNIS J. (DJ) BOTT	136	36.76%
Write-in Votes	2	0.54%

Election Summary Report
Municipal General Election
November 05, 2013

Date:11/08/13
Time:12:12:49
Page:1 of 1

Summary For Brigham City 13, All Counters, All Races
OFFICIAL RESULTS

Registered Voters 534 - Cards Cast 119 22.28%

Num. Report Precinct 1 - Num. Reporting 1 100.00%

BRIGHAM CITY MAYOR			
	Total		
Number of Precincts	1		
Precincts Reporting	1	100.0 %	
Times Counted	134/534	25.1 %	
Total Votes	126		
TYLER M. VINCENT	101	80.16%	
PAUL ROBERTS W/I	15	11.90%	
Write-in Votes	10	7.94%	

BRIGHAM CITY COUNCILMEMBER			
	Total		
Number of Precincts	1		
Precincts Reporting	1	100.0 %	
Times Counted	119/534	22.3 %	
Total Votes	227		
DEAN LESTER	47	20.70%	
THOMAS PETERSON	56	24.67%	
BECKY MADDOX	39	17.18%	
DENNIS J. (DJ) BOTT	84	37.00%	
Write-in Votes	1	0.44%	

Election Summary Report
Municipal General Election
November 05, 2013

Date:11/08/13
Time:12:12:49
Page:1 of 1

Summary For Brigham City 14, All Counters, All Races
OFFICIAL RESULTS

Registered Voters 601 - Cards Cast 125 20.80%

Num. Report Precinct 1 - Num. Reporting 1 100.00%

BRIGHAM CITY MAYOR		
	Total	
Number of Precincts	1	
Precincts Reporting	1	100.0 %
Times Counted	132/601	22.0 %
Total Votes	125	
TYLER M. VINCENT	103	82.40%
PAUL ROBERTS W/I	7	5.60%
Write-in Votes	15	12.00%

BRIGHAM CITY COUNCILMEMBER		
	Total	
Number of Precincts	1	
Precincts Reporting	1	100.0 %
Times Counted	125/601	20.8 %
Total Votes	236	
DEAN LESTER	19	8.05%
THOMAS PETERSON	74	31.36%
BECKY MADDOX	37	15.68%
DENNIS J. (DJ) BOTT	105	44.49%
Write-in Votes	1	0.42%

Election Summary Report
Municipal General Election
November 05, 2013

Date: 11/08/13
Time: 12:12:50
Page: 1 of 1

Summary For Brigham City 15, All Counters, All Races
OFFICIAL RESULTS

Registered Voters 609 - Cards Cast 142 23.32%

Num. Report Precinct 1 - Num. Reporting 1 100.00%

BRIGHAM CITY MAYOR		
	Total	
Number of Precincts	1	
Precincts Reporting	1	100.0 %
Times Counted	160/609	26.3 %
Total Votes	154	
TYLER M. VINCENT	112	72.73%
PAUL ROBERTS W/I	18	11.69%
Write-in Votes	24	15.58%

BRIGHAM CITY COUNCILMEMBER		
	Total	
Number of Precincts	1	
Precincts Reporting	1	100.0 %
Times Counted	142/609	23.3 %
Total Votes	269	
DEAN LESTER	62	23.05%
THOMAS PETERSON	80	29.74%
BECKY MADDOX	39	14.50%
DENNIS J. (DJ) BOTT	87	32.34%
Write-in Votes	1	0.37%

Election Summary Report
Municipal General Election
November 05, 2013

Date:11/07/13
Time:12:57:58
Page:1 of 1

Summary For Brigham City, All Counters, All Races

UNOFFICIAL RESULTS
11/07/2013 W/PROVISIONALS

Registered Voters 9019 - Cards Cast 2167 24.03%

Num. Report Precinct 15 - Num. Reporting 15 100.00%

BRIGHAM CITY MAYOR		
	Total	
Number of Precincts	15	
Precincts Reporting	15	100.0 %
Times Counted	2315/9019	25.7 %
Total Votes	2203	
TYLER M. VINCENT	1832	83.16%
PAUL ROBERTS W/I	148	6.72%
Write-in Votes	223	10.12%

BRIGHAM CITY COUNCILMEMBER		
	Total	
Number of Precincts	15	
Precincts Reporting	15	100.0 %
Times Counted	2167/9019	24.0 %
Total Votes	4123	
DEAN LESTER	698	16.93%
THOMAS PETERSON	1220	29.59%
BECKY MADDOX	646	15.67%
DENNIS J. (DJ) BOTT	1539	37.33%
Write-in Votes	20	0.49%

Election Summary Report
Municipal General Election
November 05, 2013

Date:11/07/13
Time:12:16:47
Page:1 of 1

Summary For Brigham City, All Counters, All Races

UNOFFICIAL RESULTS
ELECTION NIGHT

Registered Voters 9019 - Cards Cast 2144 23.77%

Num. Report Precinct 15 - Num. Reporting 15 100.00%

BRIGHAM CITY MAYOR		
	Total	
Number of Precincts	15	
Precincts Reporting	15	100.0 %
Times Counted	2304/9019	25.5 %
Total Votes	2194	
TYLER M. VINCENT	1811	82.54%
PAUL ROBERTS W/I	160	7.29%
Write-in Votes	223	10.16%

BRIGHAM CITY COUNCILMEMBER		
	Total	
Number of Precincts	15	
Precincts Reporting	15	100.0 %
Times Counted	2144/9019	23.8 %
Total Votes	4080	
DEAN LESTER	693	16.99%
THOMAS PETERSON	1206	29.56%
BECKY MADDOX	639	15.66%
DENNIS J. (DJ) BOTT	1522	37.30%
Write-in Votes	20	0.49%

Election Summary Report
Municipal General Election
November 05, 2013

Date:11/05/13
Time:14:04:42
Page:1 of 1

Summary For Brigham City, All Counters, All Races
ZERO REPORT 11/05/2013

Registered Voters 9019 - Cards Cast 0 0.00%

Num. Report Precinct 15 - Num. Reporting 0 0.00%

BRIGHAM CITY MAYOR			
	Total		
Number of Precincts	15		
Precincts Reporting	0	0.0 %	
Times Counted	0/9019	0.0 %	
Total Votes	0		
TYLER M. VINCENT	0		N/A
PAUL ROBERTS	0		N/A
Write-in Votes	0		N/A

BRIGHAM CITY COUNCILMEMBER			
	Total		
Number of Precincts	15		
Precincts Reporting	0	0.0 %	
Times Counted	0/9019	0.0 %	
Total Votes	0		
DEAN LESTER	0		N/A
THOMAS PETERSON	0		N/A
BECKY MADDOX	0		N/A
DENNIS J. (DJ) BOTT	0		N/A
Write-in Votes	0		N/A

Zero Report
11/5/2013

Municipal General Election
November 05, 2013

Nov 8, 2013
12:13:21PM

AccuVote-TS Write-In Summary By Race

Page: 1

Id	Race	Write-In	Count
15	BRIGHAM CITY MAYOR	BARBARA DALLON	1
		BRADON BALLS	1
		CHANCE GALLEGOS	1
		CLARK DAVIS	1
		D J BOTT	1
		DEAN LESTER	1
		DENIS J BOTT	1
		DENNIS FIFE	8
		DENNIS FIFR	1
		DENNIS HARRISON	1
		DJ BOTT	1
		DOUG W. BALMER	1
		DOUGLAS RICHARDS	1
		EVE JONES	1
		GEORGE FULLER	1
		GERMER, RONALD	1
		GLENN MCFALL	1
		JEODIXON	1
		JIM FULLER	1
		JOHN SMITH	1
		JON ADAMS	1
		JUDITH KEARNS	1
		KAY METTERS	1
		KERRY NORMAN	1
		L ROBERT DILLEY	1
		LONNIE ANDERSEN	1
		LARRY JENSEN	1
		LONNIE ANDERSEN	1
		LYNN STOKES	1
		MARK THOMPSON	2
		MARY POPPINS	1
		NO HOTEL	1
		PAJ; ROBERYS	1
		PAUL LARSON	1
		PAUL ROBERTS	4
		PAUL ROBERT	1
		PAUL ROBERTS	1
		PAUL ROBERTS	1
		PAUL ROBERTSON	1
		PAUL ROBERTS	1
		PAUL ROBERTS	1
		PAULRNBERTS	1
		PAULROBERT	1

Municipal General Election November 05, 2013

AccuVote-TS Write-In Summary By Race

IdId Race	Write-In	Count
	PAULROBERTD	1
	PAULROBERTS	1
	PAULROBERTS	1
	PAUL-ROBERTS	2
	PAULROBERTYS	1
	PAULROBERTS	1
	PETERSON	1
	PULROBERTS	1
	ROBERTS	1
	RONALD GETMER	1
	REES JENSON	1
	REESE JENSEN	1
	ROBERTS	5
	ROGERS	1
	RON GERMER	2
	RON K GERMER	1
	RONALD GERMER	1
	RUTH JENSEN	5
	SANDY MARBLE	1
	SHAWN BRIDWELL	1
	THE OTHER GUY	1
	THE WRITE IN CANDIDATE IN THE PAPER	1
	TIMOTHY D HANSEN	1
	TINA HOWARD	1
	TODD HANSEN	1
	WILLIAM FISHER	1
	WILLIAM S FISHER	1
	Total	206
20	BRIGHAM CITY COUNCILMEMBER	
	LAULROBERT.	1
	AMY MUHLESTEIN	1
	G.L.DAMON	1
	JOHN BRYAN	1
	KEVIN DALLON	1
	LEGRANDE DAVIES	1
	MACE WINDU	1
	PAUL ROBERTS	2
	RON GERMER	1
	RON K GERMER	2
	RUTH JENSEN	1
	SUSAN MOSER	1
	TOM MATTHEWS	1
	Total	15

Absentee Ballot Status Report

Election on 11/05/2013

November 8, 2013

Precinct	Permanent Absentee	Active for Election	Generated Ballot	Ballot Returned
BC01	45	30	28	20
BC02	19	12	12	7
BC03	27	16	13	8
BC04	68	25	24	21
BC05	11	9	9	5
BC06	25	10	10	8
BC07	26	17	17	12
BC08	12	10	9	5
BC09	15	6	6	4
BC10	16	14	14	11
BC11	32	15	16	13
BC12	96	40	38	22
BC13	74	39	39	27
BC14	49	29	27	21
BC15	29	17	15	8
ELWD:M	16	9	9	8
GAR1:M	6	6	6	3
GAR2:M	20	17	21	16
HONY:M	7	3	3	2
PER1:M	24	15	16	10
PER2	121	49	50	41
PER3	155	77	75	55
PER4:M	16	15	14	11
TRE1	212	101	101	77
TRE2	11	7	7	3
TRE3	47	21	21	12
TRE4	25	9	8	6
TRE5	5	4	4	2
WLRD:M	46	31	29	26
Totals	1,255	653	641	464

Election Summary Report
Municipal General Election
November 05, 2013

Date:11/08/13
Time:12:11:06
Page:1 of 1

Summary For Brigham City, All Counters, All Races
OFFICIAL RESULTS

Registered Voters 9019 - Cards Cast 2167 24.03%

Num. Report Precinct 15 - Num. Reporting 15 100.00%

BRIGHAM CITY MAYOR		
	Total	
Number of Precincts	15	
Precincts Reporting	15	100.0 %
Times Counted	2315/9019	25.7 %
Total Votes	2203	
TYLER M. VINCENT	1832	83.16%
PAUL ROBERTS W/I	148	6.72%
Write-in Votes	223	10.12%

BRIGHAM CITY COUNCILMEMBER		
	Total	
Number of Precincts	15	
Precincts Reporting	15	100.0 %
Times Counted	2167/9019	24.0 %
Total Votes	4123	
DEAN LESTER	698	16.93%
THOMAS PETERSON	1220	29.59%
BECKY MADDOX	646	15.67%
DENNIS J. (DJ) BOTT	1539	37.33%
Write-in Votes	20	0.49%

Election Summary Report
Municipal General Election
November 05, 2013

Date:01/29/14
Time:15:43:35
Page:1 of 1

Summary For Brigham City, All Counters, All Races
Final Results

Registered Voters 9019 - Cards Cast 2167 24.03%

Num. Report Precinct 15 - Num. Reporting 15 100.00%

BRIGHAM CITY MAYOR		
	Total	
Number of Precincts	15	
Precincts Reporting	15	100.0 %
Times Counted	2315/9019	25.7 %
Total Votes	2203	
TYLER M. VINCENT	1832	83.16%
PAUL ROBERTS W/I	148	6.72%
Write-in Votes	223	10.12%

BRIGHAM CITY COUNCILMEMBER		
	Total	
Number of Precincts	15	
Precincts Reporting	15	100.0 %
Times Counted	2167/9019	24.0 %
Total Votes	4123	
DEAN LESTER	698	16.93%
THOMAS PETERSON	1220	29.59%
BECKY MADDOX	646	15.67%
DENNIS J. (DJ) BOTT	1539	37.33%
Write-in Votes	20	0.49%

2013 MUNICIPAL GENERAL ELECTION

ELWOOD

Total registered voters:	555
Total Ballots cast:	278
Total percentage voted:	50.09
Ballots counted on election night:	270
Percentage counted on election night:	48.65
Ballots received after November 5 which were Timely post marked and counted:	2
Ballots post marked after November 5 And not counted:	0

There were 8 voted provisional ballots counted and 2 not counted (Provisional Ballot Report follows)

After counting the valid ballots and provisional ballots, the percentage of ballots counted was 50.09 percent

PROVISIONAL BALLOT REPORT

Provisional ballots counted:	6
Provisional ballots not counted:	2 (not registered)



Marla R. Young
Marla R. Young
Box Elder County Clerk

Election Summary Report
Municipal General Election
November 05, 2013

Date:11/07/13
Time:12:57:59
Page:1 of 1

Summary For Elwood, All Counters, All Races

UNOFFICIAL RESULTS
11/07/2013 W/PROVISIONALS

Registered Voters 555 - Cards Cast 278 50.09%

Num. Report Precinct 1 - Num. Reporting 1 100.00%

ELWOOD TOWN MAYOR		
	Total	
Number of Precincts	1	
Precincts Reporting	1	100.0 %
Times Counted	278/555	50.1 %
Total Votes	278	
KEENAN G. NELSON	143	51.44%
DURAND MACK "RANDY"	129	46.40%
Write-in Votes	6	2.16%

ELWOOD TOWN COUNCILMEMBER		
	Total	
Number of Precincts	1	
Precincts Reporting	1	100.0 %
Times Counted	278/555	50.1 %
Total Votes	501	
LINDSI FLORENCE	145	28.94%
JON HOWARD	154	30.74%
SCOTT L. GOODLIFFE	198	39.52%
Write-in Votes	4	0.80%

Election Summary Report
Municipal General Election
November 05, 2013

Date:11/07/13
Time:12:16:47
Page:1 of 1

Summary For Elwood, All Counters, All Races

UNOFFICIAL RESULTS
ELECTION NIGHT

Registered Voters 555 - Cards Cast 270 48.65%

Num. Report Precinct 1 - Num. Reporting 1 100.00%

ELWOOD TOWN MAYOR

	Total	
Number of Precincts	1	
Precincts Reporting	1	100.0 %
Times Counted	270/555	48.6 %
Total Votes	270	
KEENAN G. NELSON	139	51.48%
DURAND MACK "RANDY	125	46.30%
Write-in Votes	6	2.22%

ELWOOD TOWN

COUNCILMEMBER

	Total	
Number of Precincts	1	
Precincts Reporting	1	100.0 %
Times Counted	270/555	48.6 %
Total Votes	485	
LINDSI FLORENCE	142	29.28%
JON HOWARD	149	30.72%
SCOTT L. GOODLIFFE	190	39.18%
Write-in Votes	4	0.82%

Election Summary Report
Municipal General Election
November 05, 2013

Date: 11/05/13
Time: 14:04:42
Page: 1 of 1

Summary For Elwood, All Counters, All Races
ZERO REPORT 11/05/2013

Registered Voters 555 - Cards Cast 0 0.00%

Num. Report Precinct 1 - Num. Reporting 0 0.00%

ELWOOD TOWN MAYOR		
	Total	
Number of Precincts	1	
Precincts Reporting	0	0.0 %
Times Counted	0/555	0.0 %
Total Votes	0	
KEENAN G. NELSON	0	N/A
DURAND MACK "RANDY"	0	N/A
Write-in Votes	0	N/A

ELWOOD TOWN COUNCILMEMBER		
	Total	
Number of Precincts	1	
Precincts Reporting	0	0.0 %
Times Counted	0/555	0.0 %
Total Votes	0	
LINDSI FLORENCE	0	N/A
JON HOWARD	0	N/A
SCOTT L. GOODLIFFE	0	N/A
Write-in Votes	0	N/A

*Zero Report
11/5/2013*

Absentee Ballot Status Report

Election on 11/05/2013

November 8, 2013

Precinct	Permanent Absentee	Active for Election	Generated Ballot	Ballot Returned
BC01	45	30	28	20
BC02	19	12	12	7
BC03	27	16	13	8
BC04	68	25	24	21
BC05	11	9	9	5
BC06	25	10	10	8
BC07	26	17	17	12
BC08	12	10	9	5
BC09	15	6	6	4
BC10	16	14	14	11
BC11	32	15	16	13
BC12	96	40	38	22
BC13	74	39	39	27
BC14	49	29	27	21
BC15	29	17	15	8
ELWD:M	16	9	9	8
GAR1:M	6	6	6	3
GAR2:M	20	17	21	16
HONY:M	7	3	3	2
PER1:M	24	15	16	10
PER2	121	49	50	41
PER3	155	77	75	55
PER4:M	16	15	14	11
TRE1	212	101	101	77
TRE2	11	7	7	3
TRE3	47	21	21	12
TRE4	25	9	8	6
TRE5	5	4	4	2
WLRD:M	46	31	29	26
Totals	1,255	653	641	464

Election Summary Report
Municipal General Election
November 05, 2013
Summary For Elwood, All Counters, All Races
Final Results

Date:01/29/14
 Time:15:43:35
 Page:1 of 1

Registered Voters 555 - Cards Cast 278 50.09%

Num. Report Precinct 1 - Num. Reporting 1 100.00%

ELWOOD TOWN MAYOR		
	Total	
Number of Precincts	1	
Precincts Reporting	1	100.0 %
Times Counted	278/555	50.1 %
Total Votes	278	
KEENAN G. NELSON	143	51.44%
DURAND MACK "RANDY	129	46.40%
Write-in Votes	6	2.16%

ELWOOD TOWN COUNCILMEMBER		
	Total	
Number of Precincts	1	
Precincts Reporting	1	100.0 %
Times Counted	278/555	50.1 %
Total Votes	501	
LINDSI FLORENCE	145	28.94%
JON HOWARD	154	30.74%
SCOTT L. GOODLIFFE	198	39.52%
Write-in Votes	4	0.80%

2013 MUNICIPAL GENERAL ELECTION

GARLAND

Total registered voters:	905
Total Ballots cast:	337
Total percentage voted:	37.24
Ballots counted on election night:	336
Percentage counted on election night:	37.13
Ballots received after November 5 which were Timely post marked and counted:	0
Ballots post marked after November 5 And not counted:	0

There were 4 voted provisional ballots counted and 3 not counted (Provisional Ballot Report follows)

After counting the valid ballots and provisional ballots, the percentage of ballots counted was 37.24 percent

PROVISIONAL BALLOT REPORT

Provisional ballots counted:	1
Provisional ballots not counted:	3 (not registered)



Marla R. Young
Box Elder County Clerk

Election Summary Report
Municipal General Election
November 05, 2013
Summary For Garland, All Counters, All Races
OFFICIAL RESULTS

Date:11/08/13
 Time:12:11:07
 Page:1 of 1

Registered Voters 905 - Cards Cast 337 37.24%

Num. Report Precinct 2 - Num. Reporting 2 100.00%

GARLAND CITY MAYOR			
		Total	
Number of Precincts		2	
Precincts Reporting		2 100.0 %	
Times Counted		337/905 37.2 %	
Total Votes		337	
SCOTT COLEMAN	PPL	221	65.58%
DON KOYLE	CIT	115	34.12%
Write-in Votes		1 0.30%	

GARLAND CITY COUNCILMEMBER			
		Total	
Number of Precincts		2	
Precincts Reporting		2 100.0 %	
Times Counted		337/905 37.2 %	
Total Votes		624	
KENNY SMOOT	CIT	193	30.93%
KENDALL KOWALLIS	CIT	178	28.53%
ROGER OGBORN	PPL	117	18.75%
KENT MENLOVE	PPL	135	21.63%
Write-in Votes		1 0.16%	

Election Summary Report
Municipal General Election
November 05, 2013
Summary For Garland 1, All Counters, All Races
OFFICIAL RESULTS

Date:11/08/13
 Time:12:12:50
 Page:1 of 1

Registered Voters 451 - Cards Cast 156 34.59%

Num. Report Precinct 1 - Num. Reporting 1 100.00%

GARLAND CITY MAYOR			
		Total	
Number of Precincts		1	
Precincts Reporting		1	100.0 %
Times Counted		156/451	34.6 %
Total Votes		156	
SCOTT COLEMAN	PPL	84	53.85%
DON KOYLE	CIT	71	45.51%
Write-in Votes		1	0.64%

GARLAND CITY COUNCILMEMBER			
		Total	
Number of Precincts		1	
Precincts Reporting		1	100.0 %
Times Counted		156/451	34.6 %
Total Votes		290	
KENNY SMOOT	CIT	83	28.62%
KENDALL KOWALLIS	CIT	87	30.00%
ROGER OGBORN	PPL	71	24.48%
KENT MENLOVE	PPL	49	16.90%
Write-in Votes		0	0.00%

Election Summary Report
Municipal General Election
November 05, 2013
Summary For Garland 2, All Counters, All Races
OFFICIAL RESULTS

Date:11/08/13
 Time:12:12:50
 Page:1 of 1

Registered Voters 454 - Cards Cast 181 39.87%

Num. Report Precinct 1 - Num. Reporting 1 100.00%

GARLAND CITY MAYOR			
		Total	
Number of Precincts		1	
Precincts Reporting		1	100.0 %
Times Counted		181/454	39.9 %
Total Votes		181	
SCOTT COLEMAN	PPL	137	75.69%
DON KOYLE	CIT	44	24.31%
Write-in Votes		0	0.00%

GARLAND CITY COUNCILMEMBER			
		Total	
Number of Precincts		1	
Precincts Reporting		1	100.0 %
Times Counted		181/454	39.9 %
Total Votes		334	
KENNY SMOOT	CIT	110	32.93%
KENDALL KOWALLIS	CIT	91	27.25%
ROGER OGBORN	PPL	46	13.77%
KENT MENLOVE	PPL	86	25.75%
Write-in Votes		1	0.30%

Election Summary Report
Municipal General Election
November 05, 2013
Summary For Garland, All Counters, All Races
UNOFFICIAL RESULTS
11/07/2013 W/PROVISIONALS

Date:11/07/13
 Time:12:57:59
 Page:1 of 1

Registered Voters 905 - Cards Cast 337 37.24%

Num. Report Precinct 2 - Num. Reporting 2 100.00%

GARLAND CITY MAYOR			
		Total	
Number of Precincts		2	
Precincts Reporting		2	100.0 %
Times Counted		337/905	37.2 %
Total Votes		337	
SCOTT COLEMAN	PPL	221	65.58%
DON KOYLE	CIT	115	34.12%
Write-in Votes		1	0.30%

GARLAND CITY COUNCILMEMBER			
		Total	
Number of Precincts		2	
Precincts Reporting		2	100.0 %
Times Counted		337/905	37.2 %
Total Votes		624	
KENNY SMOOT	CIT	193	30.93%
KENDALL KOWALLIS	CIT	178	28.53%
ROGER OGBORN	PPL	117	18.75%
KENT MENLOVE	PPL	135	21.63%
Write-in Votes		1	0.16%

Election Summary Report
Municipal General Election
November 05, 2013
Summary For Garland, All Counters, All Races
UNOFFICIAL RESULTS
ELECTION NIGHT

Date:11/07/13
 Time:12:16:47
 Page:1 of 1

Registered Voters 905 - Cards Cast 336 37.13%

Num. Report Precinct 2 - Num. Reporting 2 100.00%

GARLAND CITY MAYOR			
		Total	
Number of Precincts		2	
Precincts Reporting		2	100.0 %
Times Counted		336/905	37.1 %
Total Votes		336	
SCOTT COLEMAN	PPL	220	65.48%
DON KOYLE	CIT	115	34.23%
Write-in Votes		1	0.30%

GARLAND CITY COUNCILMEMBER			
		Total	
Number of Precincts		2	
Precincts Reporting		2	100.0 %
Times Counted		336/905	37.1 %
Total Votes		622	
KENNY SMOOT	CIT	192	30.87%
KENDALL KOWALLIS	CIT	178	28.62%
ROGER OGBORN	PPL	117	18.81%
KENT MENLOVE	PPL	134	21.54%
Write-in Votes		1	0.16%

Election Summary Report
Municipal General Election
November 05, 2013

Date: 11/05/13
Time: 14:04:42
Page: 1 of 1

Summary For Garland, All Counters, All Races
ZERO REPORT 11/05/2013

Registered Voters 905 - Cards Cast 0 0.00%

Num. Report Precinct 2 - Num. Reporting 0 0.00%

GARLAND CITY MAYOR			
		Total	
Number of Precincts		2	
Precincts Reporting		0	0.0 %
Times Counted		0/905	0.0 %
Total Votes		0	
SCOTT COLEMAN	PPL	0	N/A
DON KOYLE	CIT	0	N/A
Write-in Votes		0	N/A

GARLAND CITY COUNCILMEMBER			
		Total	
Number of Precincts		2	
Precincts Reporting		0	0.0 %
Times Counted		0/905	0.0 %
Total Votes		0	
KENNY SMOOT	CIT	0	N/A
KENDALL KOWALLIS	CIT	0	N/A
ROGER OGBORN	PPL	0	N/A
KENT MENLOVE	PPL	0	N/A
Write-in Votes		0	N/A

Absentee Ballot Status Report

Election on 11/05/2013

November 8, 2013

Precinct	Permanent Absentee	Active for Election	Generated Ballot	Ballot Returned
BC01	45	30	28	20
BC02	19	12	12	7
BC03	27	16	13	8
BC04	68	25	24	21
BC05	11	9	9	5
BC06	25	10	10	8
BC07	26	17	17	12
BC08	12	10	9	5
BC09	15	6	6	4
BC10	16	14	14	11
BC11	32	15	16	13
BC12	96	40	38	22
BC13	74	39	39	27
BC14	49	29	27	21
BC15	29	17	15	8
ELWD:M	16	9	9	8
GAR1:M	6	6	6	3
GAR2:M	20	17	21	16
HONY:M	7	3	3	2
PER1:M	24	15	16	10
PER2	121	49	50	41
PER3	155	77	75	55
PER4:M	16	15	14	11
TRE1	212	101	101	77
TRE2	11	7	7	3
TRE3	47	21	21	12
TRE4	25	9	8	6
TRE5	5	4	4	2
WLRD:M	46	31	29	26
Totals	1,255	653	641	464

Election Summary Report
Municipal General Election
November 05, 2013

Date:01/29/14
Time:15:43:35
Page:1 of 1

Summary For Garland, All Counters, All Races
Final Results

Registered Voters 905 - Cards Cast 337 37.24%

Num. Report Precinct 2 - Num. Reporting 2 100.00%

GARLAND CITY MAYOR			
		Total	
Number of Precincts		2	
Precincts Reporting		2	100.0 %
Times Counted		337/905	37.2 %
Total Votes		337	
SCOTT COLEMAN	PPL	221	65.58%
DON KOYLE	CIT	115	34.12%
Write-in Votes		1	0.30%

GARLAND CITY COUNCILMEMBER			
		Total	
Number of Precincts		2	
Precincts Reporting		2	100.0 %
Times Counted		337/905	37.2 %
Total Votes		624	
KENNY SMOOT	CIT	193	30.93%
KENDALL KOWALLIS	CIT	178	28.53%
ROGER OGBORN	PPL	117	18.75%
KENT MENLOVE	PPL	135	21.63%
Write-in Votes		1	0.16%

2013 MUNICIPAL GENERAL ELECTION

HONEYVILLE

Total registered voters:	745
Total Ballots cast:	254
Total percentage voted:	34.09
Ballots counted on election night:	254
Percentage counted on election night:	34.09
Ballots received after November 5 which were Timely post marked and counted:	0
Ballots post marked after November 5 And not counted:	0


There were 2 voted provisional ballots counted and 2 not counted (Provisional Ballot Report follows)

After counting the valid ballots and provisional ballots, the percentage of ballots counted was 34.09 percent

PROVISIONAL BALLOT REPORT

Provisional ballots counted:	0
Provisional ballots not counted:	2 (not registered)




Maria R. Young
Box Elder County Clerk

Election Summary Report
Municipal General Election
November 05, 2013

Date:11/08/13
Time:12:11:07
Page:1 of 1

Summary For Honeyville, All Counters, All Races
OFFICIAL RESULTS

Registered Voters 745 - Cards Cast 254 34.09%

Num. Report Precinct 1 - Num. Reporting 1 100.00%

HONEYVILLE CITY MAYOR		Total
Number of Precincts		1
Precincts Reporting	1	100.0 %
Times Counted	254/745	34.1 %
Total Votes	253	
DAVID L. FORSGREN	145	57.31%
RICHIE AOKI	107	42.29%
Write-in Votes	1	0.40%

HONEYVILLE CITY COUNCILMEMBER		Total
Number of Precincts		1
Precincts Reporting	1	100.0 %
Times Counted	254/745	34.1 %
Total Votes	406	
JOHN HUFF	215	52.96%
JORDON B. ANDERSEN	184	45.32%
Write-in Votes	7	1.72%

Election Summary Report
Municipal General Election
November 05, 2013

Date:11/07/13
Time:12:57:59
Page:1 of 1

Summary For Honeyville, All Counters, All Races

UNOFFICIAL RESULTS
11/07/2013 W/PROVISIONALS

Registered Voters 745 - Cards Cast 254 34.09%

Num. Report Precinct 1 - Num. Reporting 1 100.00%

HONEYVILLE CITY MAYOR		Total
Number of Precincts		1
Precincts Reporting	1	100.0 %
Times Counted	254/745	34.1 %
Total Votes		253
DAVID L. FORSGREN	145	57.31%
RICHIE AOKI	107	42.29%
Write-in Votes	1	0.40%

HONEYVILLE CITY COUNCILMEMBER		Total
Number of Precincts		1
Precincts Reporting	1	100.0 %
Times Counted	254/745	34.1 %
Total Votes		406
JOHN HUFF	215	52.96%
JORDON B. ANDERSEN	184	45.32%
Write-in Votes	7	1.72%

Election Summary Report
Municipal General Election
November 05, 2013

Date:11/07/13
Time:12:16:47
Page:1 of 1

Summary For Honeyville, All Counters, All Races
UNOFFICIAL RESULTS
ELECTION NIGHT

Registered Voters 745 - Cards Cast 254 34.09%

Num. Report Precinct 1 - Num. Reporting 1 100.00%

HONEYVILLE CITY MAYOR		Total
Number of Precincts		1
Precincts Reporting	1	100.0 %
Times Counted	254/745	34.1 %
Total Votes		253
DAVID L. FORSGREN	145	57.31%
RICHIE AOKI	107	42.29%
Write-in Votes	1	0.40%

HONEYVILLE CITY COUNCILMEMBER		Total
Number of Precincts		1
Precincts Reporting	1	100.0 %
Times Counted	254/745	34.1 %
Total Votes		406
JOHN HUFF	215	52.96%
JORDON B. ANDERSEN	184	45.32%
Write-in Votes	7	1.72%

Election Summary Report
Municipal General Election
November 05, 2013

Date:11/05/13
Time:14:04:42
Page:1 of 1

Summary For Honeyville, All Counters, All Races

ZERO REPORT 11/05/2013

Registered Voters 745 - Cards Cast 0 0.00%

Num. Report Precinct 1 - Num. Reporting 0 0.00%

HONEYVILLE CITY MAYOR		
	Total	
Number of Precincts	1	
Precincts Reporting	0	0.0 %
Times Counted	0/745	0.0 %
Total Votes	0	
DAVID L. FORSGREN	0	N/A
RICHIE AOKI	0	N/A
Write-in Votes	0	N/A

HONEYVILLE CITY COUNCILMEMBER		
	Total	
Number of Precincts	1	
Precincts Reporting	0	0.0 %
Times Counted	0/745	0.0 %
Total Votes	0	
JOHN HUFF	0	N/A
JORDON B. ANDERSEN	0	N/A
Write-in Votes	0	N/A

Absentee Ballot Status Report

Election on 11/05/2013

November 8, 2013

Precinct	Permanent Absentee	Active for Election	Generated Ballot	Ballot Returned
BC01	45	30	28	20
BC02	19	12	12	7
BC03	27	16	13	8
BC04	68	25	24	21
BC05	11	9	9	5
BC06	25	10	10	8
BC07	26	17	17	12
BC08	12	10	9	5
BC09	15	6	6	4
BC10	16	14	14	11
BC11	32	15	16	13
BC12	96	40	38	22
BC13	74	39	39	27
BC14	49	29	27	21
BC15	29	17	15	8
ELWD:M	16	9	9	8
GAR1:M	6	6	6	3
GAR2:M	20	17	21	16
HONY:M	7	3	3	2
PER1:M	24	15	16	10
PER2	121	49	50	41
PER3	155	77	75	55
PER4:M	16	15	14	11
TRE1	212	101	101	77
TRE2	11	7	7	3
TRE3	47	21	21	12
TRE4	25	9	8	6
TRE5	5	4	4	2
WLRD:M	46	31	29	26
Totals	1,255	653	641	464

Election Summary Report
Municipal General Election
November 05, 2013

Date:01/29/14
Time:15:43:36
Page:1 of 1

Summary For Honeyville, All Counters, All Races
Final Results

Registered Voters 745 - Cards Cast 254 34.09%

Num. Report Precinct 1 - Num. Reporting 1 100.00%

HONEYVILLE CITY MAYOR			
	Total		
Number of Precincts	1		
Precincts Reporting	1	100.0 %	
Times Counted	254/745	34.1 %	
Total Votes	253		
DAVID L. FORSGREN	145	57.31%	
RICHIE AOKI	107	42.29%	
Write-in Votes	1	0.40%	

HONEYVILLE CITY COUNCILMEMBER			
	Total		
Number of Precincts	1		
Precincts Reporting	1	100.0 %	
Times Counted	254/745	34.1 %	
Total Votes	406		
JOHN HUFF	215	52.96%	
JORDON B. ANDERSEN	184	45.32%	
Write-in Votes	7	1.72%	

2013 MUNICIPAL GENERAL ELECTION

PERRY


Total registered voters:	2548
Total Ballots cast:	988
Total percentage voted:	38.78
Ballots counted on election night:	982
Percentage counted on election night:	38.54
Ballots received after November 5 which were Timely post marked and counted:	2
Ballots post marked after November 5 And not counted:	0

There were 12 voted provisional ballots counted. 8 provisional ballots were counted in the election night totals, 4 counted after election night and 0 not counted (Provisional Ballot Report follows)

After counting the valid ballots and provisional ballots, the percentage of ballots counted was 38.78 percent

PROVISIONAL BALLOT REPORT

Provisional ballots counted:	12
Provisional ballots not counted:	0



Marla R. Young
Box Elder County Clerk

Election Summary Report
 Municipal General Election
 November 05, 2013
 Summary For Perry, All Counters, All Races
OFFICIAL RESULTS

Date:11/08/13
 Time:12:11:07
 Page:1 of 1

Registered Voters 2548 - Cards Cast 988 38.78%

Num. Report Precinct 4 - Num. Reporting 4 100.00%

PERRY CITY MAYOR

	Total	
Number of Precincts	4	
Precincts Reporting	4	100.0 %
Times Counted	988/2548	38.8 %
Total Votes	986	
<hr/>		
KAREN CRONIN	494	50.10%
DAVID R. DANIELS	487	49.39%
Write-in Votes	5	0.51%

PERRY CITY COUNCILMEMBER

	Total	
Number of Precincts	4	
Precincts Reporting	4	100.0 %
Times Counted	988/2548	38.8 %
Total Votes	1859	
<hr/>		
BRUCE E. LYON	491	26.41%
BRADY LEWIS	507	27.27%
MAURICE ROCHE	330	17.75%
ESTHER MONTGOMER	525	28.24%
Write-in Votes	6	0.32%

Election Summary Report
Municipal General Election
November 05, 2013
Summary For Perry 01, All Counters, All Races
OFFICIAL RESULTS

Date:11/08/13
 Time:12:12:51
 Page:1 of 1

Registered Voters 609 - Cards Cast 287 47.13%

Num. Report Precinct 1 - Num. Reporting 1 100.00%

PERRY CITY MAYOR		
	Total	
Number of Precincts	1	
Precincts Reporting	1	100.0 %
Times Counted	287/609	47.1 %
Total Votes	286	
KAREN CRONIN	153	53.50%
DAVID R. DANIELS	133	46.50%
Write-in Votes	0	0.00%

PERRY CITY COUNCILMEMBER		
	Total	
Number of Precincts	1	
Precincts Reporting	1	100.0 %
Times Counted	287/609	47.1 %
Total Votes	546	
BRUCE E. LYON	112	20.51%
BRADY LEWIS	185	33.88%
MAURICE ROCHE	113	20.70%
ESTHER MONTGOMER	135	24.73%
Write-in Votes	1	0.18%

Election Summary Report
Municipal General Election
November 05, 2013
Summary For Perry 02, All Counters, All Races
OFFICIAL RESULTS

Date:11/08/13
 Time:12:12:51
 Page:1 of 1

Registered Voters 520 - Cards Cast 200 38.46%

Num. Report Precinct 1 - Num. Reporting 1 100.00%

PERRY CITY MAYOR		
	Total	
Number of Precincts	1	
Precincts Reporting	1	100.0 %
Times Counted	200/520	38.5 %
Total Votes	200	
KAREN CRONIN	123	61.50%
DAVID R. DANIELS	76	38.00%
Write-in Votes	1	0.50%

PERRY CITY COUNCILMEMBER		
	Total	
Number of Precincts	1	
Precincts Reporting	1	100.0 %
Times Counted	200/520	38.5 %
Total Votes	373	
BRUCE E. LYON	90	24.13%
BRADY LEWIS	90	24.13%
MAURICE ROCHE	70	18.77%
ESTHER MONTGOMER	120	32.17%
Write-in Votes	3	0.80%

Election Summary Report
Municipal General Election
November 05, 2013
Summary For Perry 03, All Counters, All Races
OFFICIAL RESULTS

Date:11/08/13
 Time:12:12:52
 Page:1 of 1

Registered Voters 743 - Cards Cast 217 29.21%

Num. Report Precinct 1 - Num. Reporting 1 100.00%

PERRY CITY MAYOR		
	Total	
Number of Precincts	1	
Precincts Reporting	1	100.0 %
Times Counted	217/743	29.2 %
Total Votes	216	
KAREN CRONIN	120	55.56%
DAVID R. DANIELS	94	43.52%
Write-in Votes	2	0.93%

PERRY CITY COUNCILMEMBER		
	Total	
Number of Precincts	1	
Precincts Reporting	1	100.0 %
Times Counted	217/743	29.2 %
Total Votes	414	
BRUCE E. LYON	90	21.74%
BRADY LEWIS	109	26.33%
MAURICE ROCHE	85	20.53%
ESTHER MONTGOMER	128	30.92%
Write-in Votes	2	0.48%

Election Summary Report
Municipal General Election
November 05, 2013
Summary For Perry 04, All Counters, All Races
OFFICIAL RESULTS

Date:11/08/13
 Time:12:12:52
 Page:1 of 1

Registered Voters 676 - Cards Cast 284 42.01%

Num. Report Precinct 1 - Num. Reporting 1 100.00%

PERRY CITY MAYOR		
	Total	
Number of Precincts	1	
Precincts Reporting	1	100.0 %
Times Counted	284/676	42.0 %
Total Votes	284	
KAREN CRONIN	98	34.51%
DAVID R. DANIELS	184	64.79%
Write-in Votes	2	0.70%

PERRY CITY COUNCILMEMBER		
	Total	
Number of Precincts	1	
Precincts Reporting	1	100.0 %
Times Counted	284/676	42.0 %
Total Votes	526	
BRUCE E. LYON	199	37.83%
BRADY LEWIS	123	23.38%
MAURICE ROCHE	62	11.79%
ESTHER MONTGOMER	142	27.00%
Write-in Votes	0	0.00%

Election Summary Report
Municipal General Election
November 05, 2013

Date:11/07/13
Time:12:57:59
Page:1 of 1

Summary For Perry, All Counters, All Races

UNOFFICIAL RESULTS

11/07/2013 W/PROVISIONALS

Registered Voters 2548 - Cards Cast 988 38.78%

Num. Report Precinct 4 - Num. Reporting 4 100.00%

PERRY CITY MAYOR

	Total	
Number of Precincts	4	
Precincts Reporting	4	100.0 %
Times Counted	988/2548	38.8 %
Total Votes	986	
KAREN CRONIN	494	50.10%
DAVID R. DANIELS	487	49.39%
Write-in Votes	5	0.51%

PERRY CITY COUNCILMEMBER

	Total	
Number of Precincts	4	
Precincts Reporting	4	100.0 %
Times Counted	988/2548	38.8 %
Total Votes	1859	
BRUCE E. LYON	491	26.41%
BRADY LEWIS	507	27.27%
MAURICE ROCHE	330	17.75%
ESTHER MONTGOMERY	525	28.24%
Write-in Votes	6	0.32%

Election Summary Report
Municipal General Election
November 05, 2013

Date:11/07/13
Time:12:16:48
Page:1 of 1

Summary For Perry, All Counters, All Races
UNOFFICIAL RESULTS
ELECTION NIGHT

Registered Voters 2548 - Cards Cast 982 38.54%

Num. Report Precinct 4 - Num. Reporting 4 100.00%

PERRY CITY MAYOR		
	Total	
Number of Precincts	4	
Precincts Reporting	4	100.0 %
Times Counted	982/2548	38.5 %
Total Votes	980	
KAREN CRONIN	492	50.20%
DAVID R. DANIELS	483	49.29%
Write-in Votes	5	0.51%

PERRY CITY COUNCILMEMBER		
	Total	
Number of Precincts	4	
Precincts Reporting	4	100.0 %
Times Counted	982/2548	38.5 %
Total Votes	1848	
BRUCE E. LYON	487	26.35%
BRADY LEWIS	503	27.22%
MAURICE ROCHE	329	17.80%
ESTHER MONTGOMERY	523	28.30%
Write-in Votes	6	0.32%

Election Summary Report
Municipal General Election
November 05, 2013

Date:11/05/13
Time:14:04:43
Page:1 of 1

Summary For Perry, All Counters, All Races
ZERO REPORT 11/05/2013

Registered Voters 2548 - Cards Cast 0 0.00%

Num. Report Precinct 4 - Num. Reporting 0 0.00%

PERRY CITY MAYOR		
	Total	
Number of Precincts	4	
Precincts Reporting	0	0.0 %
Times Counted	0/2548	0.0 %
Total Votes	0	
KAREN CRONIN	0	N/A
DAVID R. DANIELS	0	N/A
Write-in Votes	0	N/A

PERRY CITY COUNCILMEMBER		
	Total	
Number of Precincts	4	
Precincts Reporting	0	0.0 %
Times Counted	0/2548	0.0 %
Total Votes	0	
BRUCE E. LYON	0	N/A
BRADY LEWIS	0	N/A
MAURICE ROCHE	0	N/A
ESTHER MONTGOMERY	0	N/A
Write-in Votes	0	N/A

Absentee Ballot Status Report

Election on 11/05/2013

November 8, 2013

Precinct	Permanent Absentee	Active for Election	Generated Ballot	Ballot Returned
BC01	45	30	28	20
BC02	19	12	12	7
BC03	27	16	13	8
BC04	68	25	24	21
BC05	11	9	9	5
BC06	25	10	10	8
BC07	26	17	17	12
BC08	12	10	9	5
BC09	15	6	6	4
BC10	16	14	14	11
BC11	32	15	16	13
BC12	96	40	38	22
BC13	74	39	39	27
BC14	49	29	27	21
BC15	29	17	15	8
ELWD:M	16	9	9	8
GAR1:M	6	6	6	3
GAR2:M	20	17	21	16
HONY:M	7	3	3	2
PER1:M	24	15	16	10
PER2	121	49	50	41
PER3	155	77	75	55
PER4:M	16	15	14	11
TRE1	212	101	101	77
TRE2	11	7	7	3
TRE3	47	21	21	12
TRE4	25	9	8	6
TRE5	5	4	4	2
WLRD:M	46	31	29	26
Totals	1,255	653	641	464

Election Summary Report
Municipal General Election
November 05, 2013

Date:01/29/14
Time:15:43:36
Page:1 of 1

Summary For Perry, All Counters, All Races
Final Results

Registered Voters 2548 - Cards Cast 988 38.78%

Num. Report Precinct 4 - Num. Reporting 4 100.00%

PERRY CITY MAYOR		
	Total	
Number of Precincts	4	
Precincts Reporting	4 100.0 %	
Times Counted	988/2548	38.8 %
Total Votes	986	
KAREN CRONIN	494	50.10%
DAVID R. DANIELS	487	49.39%
Write-in Votes	5	0.51%


PERRY CITY COUNCILMEMBER		
	Total	
Number of Precincts	4	
Precincts Reporting	4 100.0 %	
Times Counted	988/2548	38.8 %
Total Votes	1859	
BRUCE E. LYON	491	26.41%
BRADY LEWIS	507	27.27%
MAURICE ROCHE	330	17.75%
ESTHER MONTGOMERY	525	28.24%
Write-in Votes	6	0.32%

2013 MUNICIPAL GENERAL ELECTION

PLYMOUTH

Total registered voters:	166
Total Ballots cast:	110
Total percentage voted:	66.27
Ballots counted on election night:	110
Percentage counted on election night:	66.27
Ballots received after November 5 which were Timely post marked and counted:	0
Ballot post marked after November 5 And not counted:	2




Marla R. Young
Box Elder County Clerk

Election Summary Report
Municipal General Election
November 05, 2013

Date:11/08/13
Time:12:11:07
Page:1 of 1

Summary For Plymouth, All Counters, All Races
OFFICIAL RESULTS

Registered Voters 166 - Cards Cast 110 66.27%

Num. Report Precinct 1 - Num. Reporting 1 100.00%

PLYMOUTH TOWN MAYOR		Total	
Number of Precincts	1		
Precincts Reporting	1	100.0 %	
Times Counted	110/166	66.3 %	
Total Votes	108		
CURTIS DEAN MURRAY	80	74.07%	
HAL J. MASON	25	23.15%	
Write-in Votes	3	2.78%	

PLYMOUTH TOWN COUNCILMEMBER		Total	
Number of Precincts	1		
Precincts Reporting	1	100.0 %	
Times Counted	110/166	66.3 %	
Total Votes	109		
BRIAN S. STARR	37	33.94%	
WESLEY D. UDY	72	66.06%	
Write-in Votes	0	0.00%	

PLYMOUTH TOWN COUNCILMEMBER		Total	
Number of Precincts	1		
Precincts Reporting	1	100.0 %	
Times Counted	110/166	66.3 %	
Total Votes	105		
CLAUD MCKAY ALLRE	103	98.10%	
Write-in Votes	2	1.90%	

Election Summary Report
Municipal General Election
November 05, 2013

Date:11/07/13
Time:12:16:48
Page:1 of 1

Summary For Plymouth, All Counters, All Races

UNOFFICIAL RESULTS
ELECTION NIGHT

Registered Voters 166 - Cards Cast 110 66.27%

Num. Report Precinct 1 - Num. Reporting 1 100.00%

PLYMOUTH TOWN MAYOR			
	Total		
Number of Precincts	1		
Precincts Reporting	1	100.0 %	
Times Counted	110/166	66.3 %	
Total Votes	108		
CURTIS DEAN MURRAY	80	74.07%	
HAL J. MASON	25	23.15%	
Write-in Votes	3	2.78%	

PLYMOUTH TOWN COUNCILMEMBER			
	Total		
Number of Precincts	1		
Precincts Reporting	1	100.0 %	
Times Counted	110/166	66.3 %	
Total Votes	109		
BRIAN S. STARR	37	33.94%	
WESLEY D. UDY	72	66.06%	
Write-in Votes	0	0.00%	

PLYMOUTH TOWN COUNCILMEMBER			
	Total		
Number of Precincts	1		
Precincts Reporting	1	100.0 %	
Times Counted	110/166	66.3 %	
Total Votes	105		
CLAUD MCKAY ALLRED	103	98.10%	
Write-in Votes	2	1.90%	

Election Summary Report
Municipal General Election
November 05, 2013

Date:11/05/13
Time:14:04:43
Page:1 of 1

Summary For Plymouth, All Counters, All Races

ZERO REPORT 11/05/2013

Registered Voters 166 - Cards Cast 0 0.00%

Num. Report Precinct 1 - Num. Reporting 0 0.00%

PLYMOUTH TOWN MAYOR			
	Total		
Number of Precincts	1		
Precincts Reporting	0	0.0 %	
Times Counted	0/166	0.0 %	
Total Votes	0		
CURTIS DEAN MURRAY	0		N/A
HAL J. MASON	0		N/A
Write-in Votes	0		N/A

PLYMOUTH TOWN COUNCILMEMBER			
	Total		
Number of Precincts	1		
Precincts Reporting	0	0.0 %	
Times Counted	0/166	0.0 %	
Total Votes	0		
BRIAN S. STARR	0		N/A
WESLEY D. UDY	0		N/A
Write-in Votes	0		N/A

PLYMOUTH TOWN COUNCILMEMBER			
	Total		
Number of Precincts	1		
Precincts Reporting	0	0.0 %	
Times Counted	0/166	0.0 %	
Total Votes	0		
CLAUD MCKAY ALLRED	0		N/A
Write-in Votes	0		N/A

Election Summary Report
Municipal General Election
November 05, 2013

Date:01/29/14
Time:15:43:36
Page:1 of 1

Summary For Plymouth, All Counters, All Races
Final Results

Registered Voters 166 - Cards Cast 110 66.27%

Num. Report Precinct 1 - Num. Reporting 1 100.00%

PLYMOUTH TOWN MAYOR		
	Total	
Number of Precincts	1	
Precincts Reporting	1	100.0 %
Times Counted	110/166	66.3 %
Total Votes	108	
CURTIS DEAN MURRAY	80	74.07%
HAL J. MASON	25	23.15%
Write-in Votes	3	2.78%

PLYMOUTH TOWN COUNCILMEMBER		
	Total	
Number of Precincts	1	
Precincts Reporting	1	100.0 %
Times Counted	110/166	66.3 %
Total Votes	109	
BRIAN S. STARR	37	33.94%
WESLEY D. UDY	72	66.06%
Write-in Votes	0	0.00%

PLYMOUTH TOWN COUNCILMEMBER		
	Total	
Number of Precincts	1	
Precincts Reporting	1	100.0 %
Times Counted	110/166	66.3 %
Total Votes	105	
CLAUD MCKAY ALLRED	103	98.10%
Write-in Votes	2	1.90%

2013 MUNICIPAL GENERAL ELECTION

PORTAGE

Total registered voters:	131
Total Ballots cast:	72
Total percentage voted:	54.96
Ballots counted on election night:	72
Percentage counted on election night:	54.96
Ballots received after November 5 which were Timely post marked and counted:	0
Ballot post marked after November 5 And not counted:	0



Maria R. Young
Box Elder County Clerk

Election Summary Report
Municipal General Election
November 05, 2013
Summary For Portage, All Counters, All Races
OFFICIAL RESULTS

Date:11/08/13
 Time:12:11:08
 Page:1 of 1

Registered Voters 131 - Cards Cast 72 54.96%

Num. Report Precinct 1 - Num. Reporting 1 100.00%

PORTAGE TOWN MAYOR		
	Total	
Number of Precincts	1	
Precincts Reporting	1	100.0 %
Times Counted	72/131	55.0 %
Total Votes	71	
NIC TREE	67	94.37%
Write-in Votes	4	5.63%

PORTAGE TOWN COUNCIL		
	Total	
Number of Precincts	1	
Precincts Reporting	1	100.0 %
Times Counted	72/131	55.0 %
Total Votes	127	
LESLEY J. SMITH	41	32.28%
TYSHA TREE	65	51.18%
LISA G. BINGHAM	17	13.39%
Write-in Votes	4	3.15%

Election Summary Report
Municipal General Election
November 05, 2013
Summary For Portage, All Counters, All Races
UNOFFICIAL RESULTS
ELECTION NIGHT

Date:11/07/13
 Time:12:16:48
 Page:1 of 1

Registered Voters 131 - Cards Cast 72 54.96%

Num. Report Precinct 1 - Num. Reporting 1 100.00%

PORTAGE TOWN MAYOR		Total
Number of Precincts		1
Precincts Reporting	1	100.0 %
Times Counted	72/131	55.0 %
Total Votes		71
NIC TREE	67	94.37%
Write-in Votes	4	5.63%

PORTAGE TOWN COUNCIL		Total
Number of Precincts		1
Precincts Reporting	1	100.0 %
Times Counted	72/131	55.0 %
Total Votes		127
LESLEY J. SMITH	41	32.28%
TYSIIA TREE	65	51.18%
LISA G. BINGHAM	17	13.39%
Write-in Votes	4	3.15%

Election Summary Report
Municipal General Election
November 05, 2013

Date:11/05/13
Time:14:04:43
Page:1 of 1

Summary For Portage, All Counters, All Races
ZERO REPORT 11/05/2013

Registered Voters 131 - Cards Cast 0 0.00%

Num. Report Precinct 1 - Num. Reporting 0 0.00%

PORTAGE TOWN MAYOR		
	Total	
Number of Precincts	1	
Precincts Reporting	0	0.0 %
Times Counted	0/131	0.0 %
Total Votes	0	
NIC TREE	0	N/A
Write-in Votes	0	N/A

PORTAGE TOWN COUNCIL		
	Total	
Number of Precincts	1	
Precincts Reporting	0	0.0 %
Times Counted	0/131	0.0 %
Total Votes	0	
LESLEY J. SMITH	0	N/A
TYSHA TREE	0	N/A
LISA G. BINGHAM	0	N/A
Write-in Votes	0	N/A

Election Summary Report
Municipal General Election
November 05, 2013

Date:01/29/14
Time:15:43:37
Page:1 of 1

Summary For Portage, All Counters, All Races
Final Results

Registered Voters 131 - Cards Cast 72 54.96%

Num. Report Precinct 1 - Num. Reporting 1 100.00%

PORTAGE TOWN MAYOR		Total
Number of Precincts		1
Precincts Reporting		1 100.0 %
Times Counted	72/131	55.0 %
Total Votes		71
NIC TREE	67	94.37%
Write-in Votes	4	5.63%

PORTAGE TOWN COUNCIL		Total
Number of Precincts		1
Precincts Reporting		1 100.0 %
Times Counted	72/131	55.0 %
Total Votes		127
LESLEY J. SMITH	41	32.28%
TYSHA TREE	65	51.18%
LISA G. BINGHAM	17	13.39%
Write-in Votes	4	3.15%

2013 MUNICIPAL GENERAL ELECTION

SNOWVILLE

Total registered voters:	66
Total Ballots cast:	56
Total percentage voted:	84.85
Ballots counted on election night:	56
Percentage counted on election night:	84.85
Ballots received after November 5 which were Timely post marked and counted:	0
Ballot post marked after November 5 And not counted:	0



Marla R. Young
Box Elder County Clerk

Election Summary Report
Municipal General Election
November 05, 2013

Date:11/08/13
Time:12:11:08
Page:1 of 1

Summary For Snowville, All Counters, All Races
OFFICIAL RESULTS

Registered Voters 66 - Cards Cast 56 84.85%

Num. Report Precinct 1 - Num. Reporting 1 100.00%

SNOWVILLE TOWN MAYOR		Total
Number of Precincts		1
Precincts Reporting		1 100.0 %
Times Counted	56/66	84.8 %
Total Votes		53
TIMOTHY HEYDER		53 100.00%
Write-in Votes		0 0.00%

SNOWVILLE TOWN COUNCILMEMBER		Total
Number of Precincts		1
Precincts Reporting		1 100.0 %
Times Counted	56/66	84.8 %
Total Votes		99
SHANNA TERRY		21 21.21%
MARVIN FIKSTAD		48 48.48%
RANDY BRANCH		30 30.30%
Write-in Votes		0 0.00%

Election Summary Report
Municipal General Election
November 05, 2013

Date:11/07/13
Time:12:16:48
Page:1 of 1

Summary For Snowville, All Counters, All Races

UNOFFICIAL RESULTS
ELECTION NIGHT

Registered Voters 66 - Cards Cast 56 84.85%

Num. Report Precinct 1 - Num. Reporting 1 100.00%

SNOWVILLE TOWN MAYOR		Total
Number of Precincts		1
Precincts Reporting	1	100.0 %
Times Counted	56/66	84.8 %
Total Votes		53
TIMOTHY HEYDER	53	100.00%
Write-in Votes	0	0.00%

SNOWVILLE TOWN COUNCILMEMBER		Total
Number of Precincts		1
Precincts Reporting	1	100.0 %
Times Counted	56/66	84.8 %
Total Votes		99
SHANNA TERRY	21	21.21%
MARVIN FIKSTAD	48	48.48%
RANDY BRANCH	30	30.30%
Write-in Votes	0	0.00%

Election Summary Report
Municipal General Election
November 05, 2013

Date:11/05/13
Time:14:04:43
Page:1 of 1

Summary For Snowville, All Counters, All Races

ZERO REPORT 11/05/2013

Registered Voters 66 - Cards Cast 0 0.00%

Num. Report Precinct 1 - Num. Reporting 0 0.00%

SNOWVILLE TOWN MAYOR			
	Total		
Number of Precincts	1		
Precincts Reporting	0	0.0 %	
Times Counted	0/66	0.0 %	
Total Votes	0		
TIMOTHY HEYDER	0		N/A
Write-in Votes	0		N/A

SNOWVILLE TOWN COUNCILMEMBER			
	Total		
Number of Precincts	1		
Precincts Reporting	0	0.0 %	
Times Counted	0/66	0.0 %	
Total Votes	0		
SHANNA TERRY	0		N/A
MARVIN FIKSTAD	0		N/A
RANDY BRANCH	0		N/A
Write-in Votes	0		N/A

Election Summary Report
Municipal General Election
November 05, 2013

Date:01/29/14
Time:15:43:37
Page:1 of 1

Summary For Snowville, All Counters, All Races
Final Results

Registered Voters 66 - Cards Cast 56 84.85%

Num. Report Precinct 1 - Num. Reporting 1 100.00%

SNOWVILLE TOWN MAYOR		Total	
Number of Precincts		1	
Precincts Reporting		1	100.0 %
Times Counted		56/66	84.8 %
Total Votes		53	
TIMOTHY HEYDER		53	100.00%
Write-in Votes		0	0.00%

SNOWVILLE TOWN COUNCILMEMBER		Total	
Number of Precincts		1	
Precincts Reporting		1	100.0 %
Times Counted		56/66	84.8 %
Total Votes		99	
SHANNA TERRY		21	21.21%
MARVIN FIKSTAD		48	48.48%
RANDY BRANCH		30	30.30%
Write-in Votes		0	0.00%

2013 MUNICIPAL GENERAL ELECTION

TREMONTON

Total registered voters:	3355
Total Ballots cast:	442
Total percentage voted:	13.17
Ballots counted on election night:	431
Percentage counted on election night:	12.85
Ballots received after November 5 which were Timely post marked and counted:	0
Ballots post marked after November 5 And not counted:	0

There were 16 voted provisional ballots counted 5 not counted (Provisional Ballot Report follows)

After counting the valid ballots and provisional ballots, the percentage of ballots counted was 13.17 percent

PROVISIONAL BALLOT REPORT

Provisional ballots counted:	11
Provisional ballots not counted:	5 (Not Registered)



Marla R. Young
Marla R. Young
Box Elder County Clerk

Election Summary Report
Municipal General Election
November 05, 2013

Date:11/08/13
Time:12:11:08
Page:1 of 1

Summary For Tremonton, All Counters, All Races
OFFICIAL RESULTS

Registered Voters 3355 - Cards Cast 442 13.17%

Num. Report Precinct 5 - Num. Reporting 5 100.00%

TREMONTON CITY MAYOR		
	Total	
Number of Precincts	5	
Precincts Reporting	5	100.0 %
Times Counted	442/3355	13.2 %
Total Votes	420	
ROGER FRIDAL	393	93.57%
Write-in Votes	27	6.43%

TREMONTON CITY COUNCILMEMBER		
	Total	
Number of Precincts	5	
Precincts Reporting	5	100.0 %
Times Counted	713/3355	21.3 %
Total Votes	917	
LYLE N. HOLMGREN	360	39.26%
BRET G. ROHDE W/I	245	26.72%
MATT STARK W/I	26	2.84%
Write-in Votes	286	31.19%

Election Summary Report
Municipal General Election
November 05, 2013

Date:11/08/13
Time:12:12:53
Page:1 of 1

Summary For Tremonton 01, All Counters, All Races
OFFICIAL RESULTS

Registered Voters 752 - Cards Cast 187 24.87%

Num. Report Precinct 1 - Num. Reporting 1 100.00%

TREMONTON CITY MAYOR		
	Total	
Number of Precincts	1	
Precincts Reporting	1	100.0 %
Times Counted	187/752	24.9 %
Total Votes	177	
ROGER FRIDAL	161	90.96%
Write-in Votes	16	9.04%

TREMONTON CITY COUNCILMEMBER		
	Total	
Number of Precincts	1	
Precincts Reporting	1	100.0 %
Times Counted	316/752	42.0 %
Total Votes	417	
LYLE N. HOLMGREN	154	36.93%
BRET G. ROHDE W/I	125	29.98%
MATT STARK W/I	4	0.96%
Write-in Votes	134	32.13%

Election Summary Report
Municipal General Election
November 05, 2013

Date:11/08/13
Time:12:12:53
Page:1 of 1

Summary For Tremonton 02, All Counters, All Races
OFFICIAL RESULTS

Registered Voters 741 - Cards Cast 87 11.74%

Num. Report Precinct 1 - Num. Reporting 1 100.00%

TREMONTON CITY MAYOR		
	Total	
Number of Precincts	1	
Precincts Reporting	1	100.0 %
Times Counted	87/741	11.7 %
Total Votes	82	
ROGER FRIDAL	81	98.78%
Write-in Votes	1	1.22%

TREMONTON CITY COUNCILMEMBER		
	Total	
Number of Precincts	1	
Precincts Reporting	1	100.0 %
Times Counted	142/741	19.2 %
Total Votes	180	
LYLE N. HOLMGREN	70	38.89%
BRET G. ROHDE W/I	46	25.56%
MATT STARK W/I	9	5.00%
Write-in Votes	55	30.56%

Election Summary Report
Municipal General Election
November 05, 2013

Date:11/08/13
Time:12:12:53
Page:1 of 1

Summary For Tremonton 03, All Counters, All Races
OFFICIAL RESULTS

Registered Voters 644 - Cards Cast 71 11.02%

Num. Report Precinct 1 - Num. Reporting 1 100.00%

TREMONTON CITY MAYOR		Total
Number of Precincts		1
Precincts Reporting	1	100.0 %
Times Counted	71/644	11.0 %
Total Votes		67
ROGER FRIDAL	63	94.03%
Write-in Votes	4	5.97%

TREMONTON CITY COUNCILMEMBER		Total
Number of Precincts		1
Precincts Reporting	1	100.0 %
Times Counted	102/644	15.8 %
Total Votes		127
LYLE N. HOLMGREN	60	47.24%
BRET G. ROHDE W/I	22	17.32%
MATT STARK W/I	9	7.09%
Write-in Votes	36	28.35%

Election Summary Report
Municipal General Election
November 05, 2013

Date: 11/08/13
Time: 12:12:54
Page: 1 of 1

Summary For Tremonton 04, All Counters, All Races
OFFICIAL RESULTS

Registered Voters 739 - Cards Cast 62 8.39%

Num. Report Precinct 1 - Num. Reporting 1 100.00%

TREMONTON CITY MAYOR		Total
Number of Precincts		1
Precincts Reporting		1 100.0 %
Times Counted	62/739	8.4 %
Total Votes		60
ROGER FRIDAL	59	98.33%
Write-in Votes	1	1.67%

TREMONTON CITY COUNCILMEMBER		Total
Number of Precincts		1
Precincts Reporting		1 100.0 %
Times Counted	101/739	13.7 %
Total Votes		132
LYLE N. HOLMGREN	53	40.15%
BRET G. ROHDE W/I	37	28.03%
MATT STARK W/I	2	1.52%
Write-in Votes	40	30.30%

Election Summary Report
Municipal General Election
November 05, 2013

Date:11/08/13
Time:12:12:54
Page:1 of 1

Summary For Tremonton 05, All Counters, All Races
OFFICIAL RESULTS

Registered Voters 479 - Cards Cast 35 7.31%

Num. Report Precinct 1 - Num. Reporting 1 100.00%

TREMONTON CITY MAYOR		Total
Number of Precincts		1
Precincts Reporting		1 100.0 %
Times Counted	35/479	7.3 %
Total Votes		34
ROGER FRIDAL	29	85.29%
Write-in Votes	5	14.71%

TREMONTON CITY COUNCILMEMBER		Total
Number of Precincts		1
Precincts Reporting		1 100.0 %
Times Counted	52/479	10.9 %
Total Votes		61
LYLE N. HOLMGREN	23	37.70%
BRET G. ROHDE W/I	15	24.59%
MATT STARK W/I	2	3.28%
Write-in Votes	21	34.43%

Election Summary Report
Municipal General Election
November 05, 2013

Date:11/07/13
Time:12:58:00
Page:1 of 1

Summary For Tremonton, All Counters, All Races

UNOFFICIAL RESULTS

11/07/2013 W/PROVISIONALS

Registered Voters 3355 - Cards Cast 442 13.17%

Num. Report Precinct 5 - Num. Reporting 5 100.00%

TREMONTON CITY MAYOR		
	Total	
Number of Precincts	5	
Precincts Reporting	5	100.0 %
Times Counted	442/3355	13.2 %
Total Votes	420	
ROGER FRIDAL	393	93.57%
Write-in Votes	27	6.43%

TREMONTON CITY COUNCILMEMBER		
	Total	
Number of Precincts	5	
Precincts Reporting	5	100.0 %
Times Counted	713/3355	21.3 %
Total Votes	917	
LYLE N. HOLMGREN	360	39.26%
BRET G. ROHDE W/I	245	26.72%
MATT STARK W/I	26	2.84%
Write-in Votes	286	31.19%

Election Summary Report
Municipal General Election
November 05, 2013

Date:11/07/13
Time:12:16:49
Page:1 of 1

Summary For Tremonton, All Counters, All Races

UNOFFICIAL RESULTS
ELECTION NIGHT

Registered Voters 3355 - Cards Cast 431 12.85%

Num. Report Precinct 5 - Num. Reporting 5 100.00%

TREMONTON CITY MAYOR

	Total	
Number of Precincts	5	
Precincts Reporting	5	100.0 %
Times Counted	431/3355	12.8 %
Total Votes	409	
ROGER FRIDAL	384	93.89%
Write-in Votes	25	6.11%

TREMONTON CITY
COUNCILMEMBER

	Total	
Number of Precincts	5	
Precincts Reporting	5	100.0 %
Times Counted	694/3355	20.7 %
Total Votes	891	
LYLE N. HOLMGREN	350	39.28%
BRET G. ROHDE W/I	237	26.60%
MATT STARK W/I	26	2.92%
Write-in Votes	278	31.20%

**Municipal General Election
November 05, 2013**

AccuVote-TS Write-In Summary By Race

Id	Race	Write-In	Count
265	TREMONTON CITY MAYOR	ANNETTE MACFARLANE	1
		BEN GREENER	2
		BLAINE MAUCLEY	1
		BRET RHODE	2
		BRET RHODE	1
		BRET RHODE	1
		BYRON WOOD	1
		DARIN WILLIAM	1
		DAVID FOX	2
		HARRY GEPHART	1
		JEFF REESE	1
		JOHN SMITH	1
		MATT STARK	1
		SOME ONE ELSE	1
		Total	17

Municipal General Election November 05, 2013 AccuVote-TS Write-In Summary By Race

Id	Race	Write-In	Count
270	TREMONTON CITY COUNCILMEMBER	BRET RHODE	3
		BRET ROHDE	2
		MATT STARK	1
		ANYBODY ELSE	1
		BG44ETN4HOD3	1
		BRET ROHDE	1
		BRET GARTH ROHDE	2
		BRET R0HDE	2
		BRET RH-FE	1
		BRET RHOADE	1
		BRET RHODE	36
		BRET RHODES	2
		BRET RHODIE	1
		BRET RHODY	1
		BRET ROADY	1
		BRET RODAE	1
		BRET RODHE	4
		BRET ROHDE	79
		BRET ROHDES	1
		BRET ROHDY	1
		BRET ROHFE	1
		BRETRODY	1
		BRET GARTH ROHDE	1
		BRET RHOADE	1
		BRET RHODE	23
		BRET RHODIE	3
		BRET ROADE	1
		BRET RODHE	1
		BRET ROHDE	22
		BRET ROHDI	1
		BRET ROHLE	1
		CLYNN JOSEPHSON	1
		DELYNNE PORTER	1
		JOHN FRONK	1
		KRYS OLYER	1
		MAT STARK	1
		MAT STARKE	1
		MATT STARK	20
		MATTHEW JOSEPH STARK	2
		MERIKAI LEAVITT	1
		MIKE JONES	1
		PATRICK BEAN	1

Municipal General Election November 05, 2013

AccuVote-TS Write-In Summary By Race

Id	Race	Write-In	Count
		RHODE	4
		RHODES	1
		RICHARD SEAMONS	1
		RODEY	1
		ROHDE	1
		ROHDE BRET	1
		STARK	1
		Total	241
280	WILLARD-CITY MAYOR	BRUCE KELLER	1
		FRED BARKER	1
		JOHN FELLONS	1
		MITCHEL ZUNDEL	1
		RON BURRINGHAM	1
		STEVE BINGHAM	1
		Total	6
290	WILLARD CITY COUNCILMEMBER	BREAD	1
		BRIAN CHRISTENSEN	1
		JONATHAN MILLER	1
		KELLY FACER	2
		KERI MONTGOMERY	1
		MARK SAUNDERS	1
		TODD BEARD	1
		Total	8
		Total	524

*Zero Report
11/5/2013*

TREMONTON CITY COUNCILMEMBER	Total	5	0.0 %	0	0.0 %	0/3355	0	Total Votes
TREMONTON CITY	Number of Precincts	5	0.0 %	0	0.0 %	0/3355	0	Times Counted
	Precincts Reporting	0	0.0 %	0	0.0 %	0/3355	0	Total Votes
LYLE N. HOLMGREN	Write-in Votes	0	N/A	0	N/A		0	
BRET G. ROHDE	Write-in Votes	0	N/A	0	N/A		0	
MATT STARK	Write-in Votes	0	N/A	0	N/A		0	

TREMONTON CITY MAYOR	Total	5	0.0 %	0	0.0 %	0/3355	0	Total Votes
TREMONTON CITY	Number of Precincts	5	0.0 %	0	0.0 %	0/3355	0	Times Counted
	Precincts Reporting	0	0.0 %	0	0.0 %	0/3355	0	Total Votes
ROGER FRIDAL	Write-in Votes	0	N/A	0	N/A		0	

Registered Voters 3355 - Cards Cast 0 0.00% Num. Report Precinct 5 - Num. Reporting 0 0.00%

Election Summary Report
Municipal General Election
November 05, 2013
Summary For Tremonton, All Counters, All Races
ZERO REPORT 11/05/2013

Absentee Ballot Status Report

Election on 11/05/2013

November 8, 2013

Precinct	Permanent Absentee	Active for Election	Generated Ballot	Returned Ballot
BC01	45	30	28	20
BC02	19	12	12	7
BC03	27	16	13	8
BC04	68	25	24	21
BC05	11	9	9	5
BC06	25	10	10	8
BC07	26	17	17	12
BC08	12	10	9	5
BC09	15	6	6	4
BC10	16	14	14	11
BC11	32	15	16	13
BC12	96	40	38	22
BC13	74	39	39	27
BC14	49	29	27	21
BC15	29	17	15	8
ELWD:M	16	9	9	8
GAR1:M	6	6	6	3
GAR2:M	20	17	21	16
HONY:M	7	3	3	2
PER1:M	24	15	16	10
PER2	121	49	50	41
PER3	155	77	75	55
PER4:M	16	15	14	11
TRE1	212	101	101	77
TRE2	11	7	7	3
TRE3	47	21	21	12
TRE4	25	9	8	6
TRE5	5	4	4	2
WLRD:M	46	31	29	26
Totals	1,255	653	641	464

Election Summary Report
Municipal General Election
November 05, 2013

Date:01/29/14
Time:15:43:37
Page:1 of 1

Summary For Tremonton, All Counters, All Races
Final Results

Registered Voters 3355 - Cards Cast 442 13.17%

Num. Report Precinct 5 - Num. Reporting 5 100.00%

TREMONTON CITY MAYOR		
	Total	
Number of Precincts	5	
Precincts Reporting	5	100.0 %
Times Counted	442/3355	13.2 %
Total Votes	420	
ROGER FRIDAL	393	93.57%
Write-in Votes	27	6.43%

TREMONTON CITY COUNCILMEMBER		
	Total	
Number of Precincts	5	
Precincts Reporting	5	100.0 %
Times Counted	713/3355	21.3 %
Total Votes	917	
LYLE N. HOLMGREN	360	39.26%
BRET G. ROHDE W/I	245	26.72%
MATT STARK W/I	26	2.84%
Write-in Votes	286	31.19%

2013 MUNICIPAL GENERAL ELECTION

WILLARD

Total registered voters:	997
Total Ballots cast:	394
Total percentage voted:	39.52
Ballots counted on election night:	390
Percentage counted on election night:	39.12
Ballots received after November 5 which were Timely post marked and counted:	0
Ballots post marked after November 5 And not counted:	0

There were 5 voted provisional ballots, 1 was counted and included in the election night results and 4 were counted after election night. There were 0 provisional ballots not counted (Provisional Ballot Report follows)

After counting the valid ballots and provisional ballots, the percentage of ballots counted was 39.52 percent

PROVISIONAL BALLOT REPORT

Provisional ballots counted:	5
Provisional ballots not counted:	0 (Not Registered)



Marla R. Young
Marla R. Young
Box Elder County Clerk

Election Summary Report
Municipal General Election
November 05, 2013
Summary For Willard, All Counters, All Races
OFFICIAL RESULTS

Date:11/08/13
 Time:12:11:08
 Page:1 of 1

Registered Voters 997 - Cards Cast 394 39.52%

Num. Report Precinct 1 - Num. Reporting 1 100.00%

WILLARD CITY MAYOR		Total	
Number of Precincts	1		
Precincts Reporting	1	100.0 %	
Times Counted	394/997	39.5 %	
Total Votes	391		
JOSEPH CURFEW	87	22.25%	
KENNETH A. BRAEGGE	298	76.21%	
Write-in Votes	6	1.53%	

WILLARD CITY COUNCILMEMBER		Total	
Number of Precincts	1		
Precincts Reporting	1	100.0 %	
Times Counted	394/997	39.5 %	
Total Votes	714		
TOBY A. NISHIKAWA	198	27.73%	
JOSH BRAEGGER	248	34.73%	
ROBERT BEEBE	259	36.27%	
Write-in Votes	9	1.26%	

Election Summary Report
Municipal General Election
November 05, 2013

Date:11/07/13
Time:12:58:00
Page:1 of 1

Summary For Willard, All Counters, All Races

UNOFFICIAL RESULTS
11/07/2013 W/PROVISIONALS

Registered Voters 997 - Cards Cast 394 39.52%

Num. Report Precinct 1 - Num. Reporting 1 100.00%

WILLARD CITY MAYOR		
	Total	
Number of Precincts	1	
Precincts Reporting	1	100.0 %
Times Counted	394/997	39.5 %
Total Votes	391	
JOSEPH CURFEW	87	22.25%
KENNETH A. BRAEGGER	298	76.21%
Write-in Votes	6	1.53%

WILLARD CITY COUNCILMEMBER		
	Total	
Number of Precincts	1	
Precincts Reporting	1	100.0 %
Times Counted	394/997	39.5 %
Total Votes	714	
TOBY A. NISHIKAWA	198	27.73%
JOSH BRAEGGER	248	34.73%
ROBERT BEEBE	259	36.27%
Write-in Votes	9	1.26%

Election Summary Report
Municipal General Election
November 05, 2013

Date:11/07/13
Time:12:16:49
Page:1 of 1

Summary For Willard, All Counters, All Races

UNOFFICIAL RESULTS
ELECTION NIGHT

Registered Voters 997 - Cards Cast 390 39.12%

Num. Report Precinct 1 - Num. Reporting 1 100.00%

WILLARD CITY MAYOR	
	Total
Number of Precincts	1
Precincts Reporting	1 100.0 %
Times Counted	390/997 39.1 %
Total Votes	388
JOSEPH CURFEW	85 21.91%
KENNETH A. BRAEGGER	297 76.55%
Write-in Votes	6 1.55%

WILLARD CITY COUNCILMEMBER	
	Total
Number of Precincts	1
Precincts Reporting	1 100.0 %
Times Counted	390/997 39.1 %
Total Votes	707
TOBY A. NISHIKAWA	195 27.58%
JOSH BRAEGGER	246 34.79%
ROBERT BEEBE	257 36.35%
Write-in Votes	9 1.27%

Election Summary Report
Municipal General Election
November 05, 2013

Date: 11/05/13
Time: 14:15:23
Page: 1 of 1

Summary For Willard, All Counters, All Races
ZERO REPORT 11/05/2013

Registered Voters 997 - Cards Cast 0 0.00%

Num. Report Precinct 1 - Num. Reporting 0 0.00%

WILLARD CITY MAYOR		
	Total	
Number of Precincts	1	
Precincts Reporting	0	0.0 %
Times Counted	0/997	0.0 %
Total Votes	0	
JOSEPH CURFEW	0	N/A
KENNETH A. BRAEGGER	0	N/A
Write-in Votes	0	N/A

WILLARD CITY COUNCILMEMBER		
	Total	
Number of Precincts	1	
Precincts Reporting	0	0.0 %
Times Counted	0/997	0.0 %
Total Votes	0	
TOBY A. NISHIKAWA	0	N/A
JOSH BRAEGGER	0	N/A
ROBERT BEEBE	0	N/A
Write-in Votes	0	N/A

*zero Report
11/5/2013*

Absentee Ballot Status Report

Election on 11/05/2013

November 8, 2013

Precinct	Permanent Absentee	Active for Election	Generated Ballot	Ballot Returned
BC01	45	30	28	20
BC02	19	12	12	7
BC03	27	16	13	8
BC04	68	25	24	21
BC05	11	9	9	5
BC06	25	10	10	8
BC07	26	17	17	12
BC08	12	10	9	5
BC09	15	6	6	4
BC10	16	14	14	11
BC11	32	15	16	13
BC12	96	40	38	22
BC13	74	39	39	27
BC14	49	29	27	21
BC15	29	17	15	8
ELWD:M	16	9	9	8
GAR1:M	6	6	6	3
GAR2:M	20	17	21	16
HONY:M	7	3	3	2
PER1:M	24	15	16	10
PER2	121	49	50	41
PER3	155	77	75	55
PER4:M	16	15	14	11
TRE1	212	101	101	77
TRE2	11	7	7	3
TRE3	47	21	21	12
TRE4	25	9	8	6
TRE5	5	4	4	2
WLRD:M	46	31	29	26
Totals	1,255	653	641	464

Election Summary Report
Municipal General Election
November 05, 2013

Date:01/29/14
Time:15:43:37
Page:1 of 1

Summary For Willard, All Counters, All Races
Final Results

Registered Voters 997 - Cards Cast 394 39.52%

Num. Report Precinct 1 - Num. Reporting 1 100.00%

WILLARD CITY MAYOR		
	Total	
Number of Precincts	1	
Precincts Reporting	1	100.0 %
Times Counted	394/997	39.5 %
Total Votes	391	
JOSEPH CURFEW	87	22.25%
KENNETH A. BRAEGGER	298	76.21%
Write-in Votes	6	1.53%

WILLARD CITY COUNCILMEMBER		
	Total	
Number of Precincts	1	
Precincts Reporting	1	100.0 %
Times Counted	394/997	39.5 %
Total Votes	714	
TOBY A. NISHIKAWA	198	27.73%
JOSH BRAEGGER	248	34.73%
ROBERT BEEBE	259	36.27%
Write-in Votes	9	1.26%

**Election Summary Report
Municipal General Election
November 05, 2013**

Date:01/29/14
Time:15:43:34
Page:1 of 3

**Summary For Jurisdiction Wide, All Counters, All Races
Final Results**

Registered Voters 18487 - Cards Cast 5098 27.58%

Num. Report Precinct 32 - Num. Reporting 32 100.00%

BRIGHAM CITY MAYOR			
	Total		
Number of Precincts	15		
Precincts Reporting	15	100.0 %	
Times Counted	2315/9019	25.7 %	
Total Votes	2203		
TYLER M. VINCENT	1832	83.16%	
PAUL ROBERTS W/I	148	6.72%	
Write-in Votes	223	10.12%	

GARLAND CITY COUNCILMEMBER			
	Total		
Number of Precincts	2		
Precincts Reporting	2	100.0 %	
Times Counted	337/905	37.2 %	
Total Votes	624		
KENNY SMOOT	CIT	193	30.93%
KENDALL KOWALLIS	CIT	178	28.53%
ROGER OGBORN	PPL	117	18.75%
KENT MENLOVE	PPL	135	21.63%
Write-in Votes	1	0.16%	

BRIGHAM CITY COUNCILMEMBER			
	Total		
Number of Precincts	15		
Precincts Reporting	15	100.0 %	
Times Counted	2167/9019	24.0 %	
Total Votes	4123		
DEAN LESTER	698	16.93%	
THOMAS PETERSON	1220	29.59%	
BECKY MADDOX	646	15.67%	
DENNIS J. (DJ) BOTT	1539	37.33%	
Write-in Votes	20	0.49%	

HONEYVILLE CITY MAYOR			
	Total		
Number of Precincts	1		
Precincts Reporting	1	100.0 %	
Times Counted	254/745	34.1 %	
Total Votes	253		
DAVID L. FORSGREN	145	57.31%	
RICHIE AOKI	107	42.29%	
Write-in Votes	1	0.40%	

ELWOOD TOWN MAYOR			
	Total		
Number of Precincts	1		
Precincts Reporting	1	100.0 %	
Times Counted	278/555	50.1 %	
Total Votes	278		
KEENAN G. NELSON	143	51.44%	
DURAND MACK "RANDY"	129	46.40%	
Write-in Votes	6	2.16%	

HONEYVILLE CITY COUNCILMEMBER			
	Total		
Number of Precincts	1		
Precincts Reporting	1	100.0 %	
Times Counted	254/745	34.1 %	
Total Votes	406		
JOHN HUFF	215	52.96%	
JORDON B. ANDERSEN	184	45.32%	
Write-in Votes	7	1.72%	

ELWOOD TOWN COUNCILMEMBER			
	Total		
Number of Precincts	1		
Precincts Reporting	1	100.0 %	
Times Counted	278/555	50.1 %	
Total Votes	501		
LINDSI FLORENCE	145	28.94%	
JON HOWARD	154	30.74%	
SCOTT L. GOODLIFFE	198	39.52%	
Write-in Votes	4	0.80%	

PERRY CITY MAYOR			
	Total		
Number of Precincts	4		
Precincts Reporting	4	100.0 %	
Times Counted	988/2548	38.8 %	
Total Votes	986		
KAREN CRONIN	494	50.10%	
DAVID R. DANIELS	487	49.39%	
Write-in Votes	5	0.51%	

GARLAND CITY MAYOR			
	Total		
Number of Precincts	2		
Precincts Reporting	2	100.0 %	
Times Counted	337/905	37.2 %	
Total Votes	337		
SCOTT COLEMAN	PPL	221	65.58%
DON KOYLE	CIT	115	34.12%
Write-in Votes	1	0.30%	

**Election Summary Report
Municipal General Election
November 05, 2013**

Date:01/29/14
Time:15:43:34
Page:2 of 3

**Summary For Jurisdiction Wide, All Counters, All Races
Final Results**

Registered Voters 18487 - Cards Cast 5098 27.58%

Num. Report Precinct 32 - Num. Reporting 32 100.00%

PERRY CITY COUNCILMEMBER			
	Total		
Number of Precincts	4		
Precincts Reporting	4	100.0 %	
Times Counted	988/2548	38.8 %	
Total Votes	1859		
BRUCE E. LYON	491	26.41%	
BRADY LEWIS	507	27.27%	
MAURICE ROCHE	330	17.75%	
ESTHER MONTGOMERY	525	28.24%	
Write-in Votes	6	0.32%	

PORTAGE TOWN COUNCIL			
	Total		
Number of Precincts	1		
Precincts Reporting	1	100.0 %	
Times Counted	72/131	55.0 %	
Total Votes	127		
LESLEY J. SMITH	41	32.28%	
TYSHA TREE	65	51.18%	
LISA G. BINGHAM	17	13.39%	
Write-in Votes	4	3.15%	

PLYMOUTH TOWN MAYOR			
	Total		
Number of Precincts	1		
Precincts Reporting	1	100.0 %	
Times Counted	110/166	66.3 %	
Total Votes	108		
CURTIS DEAN MURRAY	80	74.07%	
HAL J. MASON	25	23.15%	
Write-in Votes	3	2.78%	

SNOWVILLE TOWN MAYOR			
	Total		
Number of Precincts	1		
Precincts Reporting	1	100.0 %	
Times Counted	56/66	84.8 %	
Total Votes	53		
TIMOTHY HEYDER	53	100.00%	
Write-in Votes	0	0.00%	

PLYMOUTH TOWN COUNCILMEMBER			
	Total		
Number of Precincts	1		
Precincts Reporting	1	100.0 %	
Times Counted	110/166	66.3 %	
Total Votes	109		
BRIAN S. STARR	37	33.94%	
WESLEY D. UDY	72	66.06%	
Write-in Votes	0	0.00%	

SNOWVILLE TOWN COUNCILMEMBER			
	Total		
Number of Precincts	1		
Precincts Reporting	1	100.0 %	
Times Counted	56/66	84.8 %	
Total Votes	99		
SHANNA TERRY	21	21.21%	
MARVIN FIKSTAD	48	48.48%	
RANDY BRANCH	30	30.30%	
Write-in Votes	0	0.00%	

PLYMOUTH TOWN COUNCILMEMBER			
	Total		
Number of Precincts	1		
Precincts Reporting	1	100.0 %	
Times Counted	110/166	66.3 %	
Total Votes	105		
CLAUD MCKAY ALLRED	103	98.10%	
Write-in Votes	2	1.90%	

TREMONTON CITY MAYOR			
	Total		
Number of Precincts	5		
Precincts Reporting	5	100.0 %	
Times Counted	442/3355	13.2 %	
Total Votes	420		
ROGER FRIDAL	393	93.57%	
Write-in Votes	27	6.43%	

PORTAGE TOWN MAYOR			
	Total		
Number of Precincts	1		
Precincts Reporting	1	100.0 %	
Times Counted	72/131	55.0 %	
Total Votes	71		
NIC TREE	67	94.37%	
Write-in Votes	4	5.63%	

TREMONTON CITY COUNCILMEMBER			
	Total		
Number of Precincts	5		
Precincts Reporting	5	100.0 %	
Times Counted	713/3355	21.3 %	
Total Votes	917		
LYLE N. HOLMGREN	360	39.26%	
BRET G. ROHDE W/I	245	26.72%	
MATT STARK W/I	26	2.84%	
Write-in Votes	286	31.19%	

Election Summary Report
Municipal General Election
November 05, 2013

Date:01/29/14
Time:15:43:34
Page:3 of 3

Summary For Jurisdiction Wide, All Counters, All Races
Final Results

Registered Voters 18487 - Cards Cast 5098 27.58%

Num. Report Precinct 32 - Num. Reporting 32 100.00%

WILLARD CITY MAYOR

	Total	
Number of Precincts	1	
Precincts Reporting	1	100.0 %
Times Counted	394/997	39.5 %
Total Votes	391	
JOSEPH CURFEW	87	22.25%
KENNETH A. BRAEGGER	298	76.21%
Write-in Votes	6	1.53%

WILLARD CITY
COUNCILMEMBER

	Total	
Number of Precincts	1	
Precincts Reporting	1	100.0 %
Times Counted	394/997	39.5 %
Total Votes	714	
TOBY A. NISHIKAWA	198	27.73%
JOSH BRAEGGER	248	34.73%
ROBERT BEEBE	259	36.27%
Write-in Votes	9	1.26%

Election Summary Report
Municipal General Election
November 05, 2013
Summary For Municipal, All Counters, All Races
Final Results

Date:01/29/14
 Time:15:43:34
 Page:1 of 3

Registered Voters 18487 - Cards Cast 5098 27.58%

Num. Report Precinct 32 - Num. Reporting 32 100.00%

BRIGHAM CITY MAYOR			
	Total		
Number of Precincts	15		
Precincts Reporting	15	100.0 %	
Times Counted	2315/9019	25.7 %	
Total Votes	2203		
TYLER M. VINCENT	1832	83.16%	
PAUL ROBERTS W/I	148	6.72%	
Write-in Votes	223	10.12%	

GARLAND CITY COUNCILMEMBER			
	Total		
Number of Precincts	2		
Precincts Reporting	2	100.0 %	
Times Counted	337/905	37.2 %	
Total Votes	624		
KENNY SMOOT	CIT	193	30.93%
KENDALL KOWALLIS	CIT	178	28.53%
ROGER OGBORN	PPL	117	18.75%
KENT MENLOVE	PPL	135	21.63%
Write-in Votes	1	0.16%	

BRIGHAM CITY COUNCILMEMBER			
	Total		
Number of Precincts	15		
Precincts Reporting	15	100.0 %	
Times Counted	2167/9019	24.0 %	
Total Votes	4123		
DEAN LESTER	698	16.93%	
THOMAS PETERSON	1220	29.59%	
BECKY MADDOX	646	15.67%	
DENNIS J. (DJ) BOTT	1539	37.33%	
Write-in Votes	20	0.49%	

HONEYVILLE CITY MAYOR			
	Total		
Number of Precincts	1		
Precincts Reporting	1	100.0 %	
Times Counted	254/745	34.1 %	
Total Votes	253		
DAVID L. FORSGREN	145	57.31%	
RICHIE AOKI	107	42.29%	
Write-in Votes	1	0.40%	

ELWOOD TOWN MAYOR			
	Total		
Number of Precincts	1		
Precincts Reporting	1	100.0 %	
Times Counted	278/555	50.1 %	
Total Votes	278		
KEENAN G. NELSON	143	51.44%	
DURAND MACK "RANDY"	129	46.40%	
Write-in Votes	6	2.16%	

HONEYVILLE CITY COUNCILMEMBER			
	Total		
Number of Precincts	1		
Precincts Reporting	1	100.0 %	
Times Counted	254/745	34.1 %	
Total Votes	406		
JOHN HUFF	215	52.96%	
JORDON B. ANDERSEN	184	45.32%	
Write-in Votes	7	1.72%	

ELWOOD TOWN COUNCILMEMBER			
	Total		
Number of Precincts	1		
Precincts Reporting	1	100.0 %	
Times Counted	278/555	50.1 %	
Total Votes	501		
LINDSI FLORENCE	145	28.94%	
JON HOWARD	154	30.74%	
SCOTT L. GOODLIFFE	198	39.52%	
Write-in Votes	4	0.80%	

PERRY CITY MAYOR			
	Total		
Number of Precincts	4		
Precincts Reporting	4	100.0 %	
Times Counted	988/2548	38.8 %	
Total Votes	986		
KAREN CRONIN	494	50.10%	
DAVID R. DANIELS	487	49.39%	
Write-in Votes	5	0.51%	

GARLAND CITY MAYOR			
	Total		
Number of Precincts	2		
Precincts Reporting	2	100.0 %	
Times Counted	337/905	37.2 %	
Total Votes	337		
SCOTT COLEMAN	PPL	221	65.58%
DON KOYLE	CIT	115	34.12%
Write-in Votes	1	0.30%	

**Election Summary Report
Municipal General Election
November 05, 2013**

Date:01/29/14
Time:15:43:35
Page:2 of 3

**Summary For Municipal, All Counters, All Races
Final Results**

Registered Voters 18487 - Cards Cast 5098 27.58%

Num. Report Precinct 32 - Num. Reporting 32 100.00%

PERRY CITY COUNCILMEMBER			
	Total		
Number of Precincts	4		
Precincts Reporting	4	100.0 %	
Times Counted	988/2548	38.8 %	
Total Votes	1859		
BRUCE E. LYON	491	26.41%	
BRADY LEWIS	507	27.27%	
MAURICE ROCHE	330	17.75%	
ESTHER MONTGOMERY	525	28.24%	
Write-in Votes	6	0.32%	

PORTAGE TOWN COUNCIL			
	Total		
Number of Precincts	1		
Precincts Reporting	1	100.0 %	
Times Counted	72/131	55.0 %	
Total Votes	127		
LESLEY J. SMITH	41	32.28%	
TYSHA TREE	65	51.18%	
LISA G. BINGHAM	17	13.39%	
Write-in Votes	4	3.15%	

PLYMOUTH TOWN MAYOR			
	Total		
Number of Precincts	1		
Precincts Reporting	1	100.0 %	
Times Counted	110/166	66.3 %	
Total Votes	108		
CURTIS DEAN MURRAY	80	74.07%	
HAL J. MASON	25	23.15%	
Write-in Votes	3	2.78%	

SNOWVILLE TOWN MAYOR			
	Total		
Number of Precincts	1		
Precincts Reporting	1	100.0 %	
Times Counted	56/66	84.8 %	
Total Votes	53		
TIMOTHY HEYDER	53	100.00%	
Write-in Votes	0	0.00%	

PLYMOUTH TOWN COUNCILMEMBER			
	Total		
Number of Precincts	1		
Precincts Reporting	1	100.0 %	
Times Counted	110/166	66.3 %	
Total Votes	109		
BRIAN S. STARR	37	33.94%	
WESLEY D. UDY	72	66.06%	
Write-in Votes	0	0.00%	

SNOWVILLE TOWN COUNCILMEMBER			
	Total		
Number of Precincts	1		
Precincts Reporting	1	100.0 %	
Times Counted	56/66	84.8 %	
Total Votes	99		
SHANNA TERRY	21	21.21%	
MARVIN FIKSTAD	48	48.48%	
RANDY BRANCH	30	30.30%	
Write-in Votes	0	0.00%	

PLYMOUTH TOWN COUNCILMEMBER			
	Total		
Number of Precincts	1		
Precincts Reporting	1	100.0 %	
Times Counted	110/166	66.3 %	
Total Votes	105		
CLAUD MCKAY ALLRED	103	98.10%	
Write-in Votes	2	1.90%	

TREMONTON CITY MAYOR			
	Total		
Number of Precincts	5		
Precincts Reporting	5	100.0 %	
Times Counted	442/3355	13.2 %	
Total Votes	420		
ROGER FRIDAL	393	93.57%	
Write-in Votes	27	6.43%	

PORTAGE TOWN MAYOR			
	Total		
Number of Precincts	1		
Precincts Reporting	1	100.0 %	
Times Counted	72/131	55.0 %	
Total Votes	71		
NIC TREE	67	94.37%	
Write-in Votes	4	5.63%	

TREMONTON CITY COUNCILMEMBER			
	Total		
Number of Precincts	5		
Precincts Reporting	5	100.0 %	
Times Counted	713/3355	21.3 %	
Total Votes	917		
LYLE N. HOLMGREN	360	39.26%	
BRET G. ROHDE W/I	245	26.72%	
MATT STARK W/I	26	2.84%	
Write-in Votes	286	31.19%	

Election Summary Report
Municipal General Election
November 05, 2013

Date:01/29/14
Time:15:43:35
Page:3 of 3

Summary For Municipal, All Counters, All Races
Final Results

Registered Voters 18487 - Cards Cast 5098 27.58%

Num. Report Precinct 32 - Num. Reporting 32 100.00%

WILLARD CITY MAYOR		
	Total	
Number of Precincts	1	
Precincts Reporting	1	100.0 %
Times Counted	394/997	39.5 %
Total Votes	391	
JOSEPH CURFEW	87	22.25%
KENNETH A. BRAEGGER	298	76.21%
Write-in Votes	6	1.53%

WILLARD CITY COUNCILMEMBER		
	Total	
Number of Precincts	1	
Precincts Reporting	1	100.0 %
Times Counted	394/997	39.5 %
Total Votes	714	
TOBY A. NISHIKAWA	198	27.73%
JOSH BRAEGGER	248	34.73%
ROBERT BEEBE	259	36.27%
Write-in Votes	9	1.26%